

# MARYLAND DEPARTMENT OF THE ENVIRONMENT



## ANNUAL ENFORCEMENT AND COMPLIANCE REPORT FISCAL YEAR 2004

---

Robert L. Ehrlich, Jr.  
Governor

Kendl P. Philbrick  
Secretary

[www.mde.state.md.us](http://www.mde.state.md.us)

# TABLE OF CONTENTS

ANNUAL REPORT EXECUTIVE SUMMARY .....	1
MDE Performance Measures and Enforcement Workforce. ....	2
Section 1-301 (d) Penalty Summary.....	3
MDE'S ENFORCEMENT AND COMPLIANCE MEASUREMENT SYSTEM.....	4
MDE'S MISSION AND GOALS .....	5
2004 ANNUAL ENFORCEMENT REPORT WORKGROUP .....	8
ADMINISTRATION EXECUTIVE SUMMARIES.....	9
Air and Radiation Management Administration Executive Summary.....	9
Waste Management Administration Executive Summary .....	12
Water Management Administration Executive Summary.....	16
Environmental Crimes Unit Executive Summary .....	19
Technical and Regulatory Services Administration Executive Summary .....	20
MDE ORGANIZATIONAL CHART ..	21
MDE PENALTY POLICY .....	22
SUPPLEMENTAL ENVIRONMENTAL PROJECTS.....	23
ENVIRONMENTAL AUDIT POLICY.....	26
ENFORCEMENT AND COMPLIANCE PROCESS.....	28
COMPLIANCE ASSISTANCE .....	31
PROCESS FLOW CHART.....	34
PERFORMANCE MEASURES CHART OVERVIEW AND DEFINITIONS.....	35
EXAMPLE - PERFORMANCE MEASURES CHART .....	40
ENVIRONMENT ARTICLE Section 1-301 (d) .....	41
AIR AND RADIATION MANAGEMENT ADMINISTRATION (ARMA) .....	43
ARMA Organizational Chart .....	44
Ambient Air Quality Control.. .....	45
Air Quality Complaints .....	52
Asbestos.....	56
Radiation Machines Division.. .....	61
Radioactive Materials Licensing and Compliance .....	66
WASTE MANAGEMENT ADMINISTRATION (WAS).....	72
WAS Organizational Chart.....	73
Environmental Restoration and Redevelopment... .....	74
Hazardous Waste ..	76
Lead Poisoning Prevention.. .....	80
Oil Aboveground Facilities ..	84
Oil Pollution Remediation Activities... .....	88
Oil Underground Storage Tank Systems ..	92
Refuse Disposal .....	96
Scrap Tires .....	100

Sewage Sludge Utilization. ....	104
Natural Wood Waste Recycling. ....	108
WATER MANAGEMENT ADMINISTRATION (WMA) ...	112
WMA Organizational Chart. ....	113
Discharges - Groundwater (Municipal and Industrial).....	114
Discharges - Surface Water (Municipal and Industrial) State and NPDES ....	118
Discharges Pretreatment (Industrial) .....	122
Stormwater Mgt and Erosion & Sediment Control For Construction Activity ..	126
Mining - Coal .....	130
Mining - Non-Coal.....	134
Oil and Gas Exploration and Production.....	138
Water Supply Program .....	142
Water Supply and Sewerage Construction.....	152
Waterway Construction - Dam Safety.....	156
Wetlands and Waterways - Non-tidal and Floodplain .....	160
Wetlands - Tidal .....	164
OFFICE OF THE ATTORNEY GENERAL ENVIRONMENTAL CRIMES UNIT .	168
TECHNICAL AND REGULATORY SERVICES ADMINISTRATION (TARSA) ...	175
TARSA Organizational Chart .....	176
Noise Control Program.....	177
APPENDIX:	
State Master List of Potential Hazardous Waste Sites .....	182
Formerly Investigated Sites List. ....	227

[www.mde.state.md.us](http://www.mde.state.md.us)

## EXECUTIVE SUMMARY

This is the Maryland Department of the Environment's (MDE) eighth annual enforcement and compliance report. This report covers State of Maryland Fiscal Year (FY) 2004 (July 2003-June 2004). It includes data on the Department's enforcement and compliance programs in the Air and Radiation, Technical and Regulatory Services, Waste and Water Management Administrations, as well as the Environmental Crimes Unit of the Attorney General's (AG's) Office. The agency is committed to being held accountable for its work and committed to helping the public understand what MDE does and why. This document is part of an ongoing commitment to continuous process improvement.

MDE's **operating budget** was **cut** approximately **2%** this past fiscal year. FY 05 brings an additional 2% cut. Enforcement is one of MDE's core functions. The **enforcement appropriation has remained at approximately 10% of the operating budget for the last 3 fiscal years.**

The Department provided regulatory oversight for **178,534 regulated entities**. This is a **5% INCREASE** compared to 170,022 in the last report. More than half of that significant increase can be attributed to the Lead Poisoning Prevention Program's registration of affected properties. The average MDE **inspector's workload increased 10%** (1,196 regulated entities per inspector compared to 1,090 last fiscal year). If MDE were required to inspect them all, at a conservative estimate of 2.5 hours per inspection, each inspector would have had to work nearly 60 hours per week. Department wide, there was a 31% increase in the number of sites inspected in fy 04 compared to fy 03. Nearly all of that increase is also attributed to the Lead Program. Most of the Lead Program's inspections are performed by accredited third party inspectors.

The number of **sites inspected by MDE personnel remained relatively the same**. In fy 04, MDE had a **lower cost per regulated entity** (\$49 compared to \$53 in fy 03). Given fewer inspectors, together, these measures **indicate an increased efficiency** in MDE's use of available resources.

**MDE increased its compliance assistance** activities by nearly **12%**, with most programs contributing to this increase. While the number of sites inspected by MDE remained relatively the same, the number of **enforcement actions** was **down** nearly **20%** and the amount of **penalties** obtained was **down 23%**. These measures **indicate a rising compliance rate** in the regulated community and speak to the **efficacy of MDE increasing its compliance assistance activities.**

## MDE PERFORMANCE MEASURES EXECUTIVE SUMMARY

\* Cost per regulated entity above is arrived at by dividing the total enforcement appropriation by the number of regulated entities requiring oversight.

	2003 Totals	2004 Totals
<b><u>PERMITTED SITES/FACILITIES</u></b>		
Number of Permits/Licenses issued	11,988	11,264
Number of Permits/Licenses in effect at Fiscal Year End	69,831	75,729
<b><u>OTHER REGULATED SITES/FACILITIES</u></b>		
(other sites)	197,529	204,873
Coverage (number of regulated entities requiring oversight)	170,022	178,534
<b><u>INSPECTIONS</u></b>		
Number of Sites Inspected	33,048	43,434
Number of Inspections, Audits, Spot Checks	98,550	106,845
<b><u>ENFORCEMENT ACTIONS</u></b>		
Number of Compliance Assistance Rendered	14,120	18,646
Number of Enforcement Actions Taken	2,311	1,856
<b><u>PENALTIES</u></b>		
Amount of Penalties obtained ("collected" in the most recently completed fiscal year as a result of all enforcement actions regardless of specifically designated fund.)	\$2,321,563	\$1,781,526

## ENFORCEMENT WORKFORCE

	FY 2003 Actual*	FY 2004 Actual*	Number of FTE Inspectors**		FTE Vacancies ***	
			FY03	FY04	FY03	FY04
Air/Radiation Mgt	\$2,453,888	\$2,499,722	49	46	8	4
Waste Mgt	\$3,415,290	\$3,229,960	58	54.9	2.5	2.6
Water Mgt	\$3,085,703	\$3,050,817	48.8	48.3	7.2	3.8
Total ****	\$8,954,881	\$8,780,499	155.8	149.2	17.7	10.4
MDE Operating Budget *****	\$90,306,400	\$88,639,890	% budget committed to Enforcement		10%	10%

\* Actual includes wages plus 28% fringe for permanent employees and 8% fringe for contractual employees. The numbers do not include any operating expenses such as vehicles, travel, gasoline, supplies, or other related employment expenses.

\*\*Inspectors represent the number of enforcement field inspectors budgeted for the fiscal year. These numbers do not include any administrative, management, or clerical staff associated with enforcement and compliance programs.

\*\*\*FTE vacancies represent the total amount of time that positions were vacant equivalent to a full year.

\*\*\*\*\* see <http://www.mdarchives.state.md.us/msa/mdmanual/14doe/html/doeb.html> as the source for budget data. Subtract capital budget from total budget for operating budget.

## SECTION 1-301(d) PENALTY SUMMARY

TOTAL AMOUNT OF MONEY AS A RESULT OF ENFORCEMENT ACTIONS, AS OF THE END OF THE MOST RECENTLY COMPLETED FISCAL YEAR AS REQUIRED BY SECTION 1-301(d)*	FY 2003	FY 2004
Clean Air Fund (includes Air Quality and Asbestos)	\$370,818	\$196,600
Clean Water Fund (includes Water and Waste Management)	\$863,066	\$744,587
Hazardous Substance Control Fund	\$53,000	\$51,076
Non-tidal Wetland Compensation Fund	\$0	\$0
Oil Disaster Containment Clean Up and Contingency Fund	\$398,094	\$376,511
Recovered from Responsible Parties (under §7-221) **	\$30,828	\$83
Sewage Sludge Utilization Fund	\$17,000	\$1,750
<b>Total</b>	<b>\$1,732,806</b>	<b>\$1,370,607</b>

\* Includes **only** those funds **required** to be reported by the Environment Article, Section 1-301(d). Other penalties are reported by individual programs that total a higher amount since they are deposited into funds not required to be reported by 1-301(d).

\*\* The number reported is strictly the total amount of money, as a result of enforcement, recovered by the Department from responsible parties in accordance with §7-221 of the Environment Article as called for in the statute. The number reported last year was \$245,788.

## MDE'S ENFORCEMENT AND COMPLIANCE MEASUREMENT SYSTEM

The Department again recognizes that there are different levels of sophistication among the many individual businesses and facilities within the regulated community. There are also different degrees of risk posed to the environment and public health by the broad spectrum of regulated activities that MDE must monitor and inspect. MDE's coordinated enforcement and compliance effort strives to encourage environmentally sound business practices and correct behaviors that fall below acceptable standards. The emphasis is on **Compliance Assurance** and the most effective methods by which that assurance can be achieved given the resources available, the differing levels of sophistication and the varying degrees of risk for disparate business sectors. In addition to deterring violations through the use of traditional enforcement actions, MDE continually guides and encourages the regulated community towards pollution prevention and to go beyond the mandatory minimum legal requirements. The full spectrum of strategies includes compliance assistance, appropriate corrective actions when called for, compliance incentives where they are warranted, and the imposition of penalties that appropriately address and adequately punish any violations found.

MDE continues to implement and improve its comprehensive performance measurement system. Last year, MDE began reporting and computing "coverage rate" as a measure of how many of the regulated entities under a given program's oversight are inspected in any given year. This measurement system includes workload measures that are intended to answer the questions: "*how much work does the Department have to do?*" and "*what does the Department have to work with?*" The system includes input measures such as workforce and appropriations. Following that, the system answers the question: "*what does the Department do?*" by providing, among other things, the number of inspections conducted, enforcement actions taken and penalties collected. The system includes benchmark measures in the form of graphs and charts that show previous reports findings in order to answer the question of "*compared to what?*" Finally, there is an outcome measure in the form of the compliance rate that addresses the question "*what is the result of the Department's efforts?*"

Other priorities and lack of resources preempted the Department's attempts to improve the workload measures by adding a "frequency" measure to show "*how often*" MDE is supposed to be inspecting the regulated entities and completing our work on a measure for "*average time to perform an inspection*". The Department realizes that the requirements for each type of permitting function are decidedly different and require a different type of inspection. The missing piece is an efficiency measure, which is, again, still under development. Ultimately, this efficiency measure will answer to the question of "*how well is the Department using the resources currently available to it?*"

## MDE'S MISSION AND GOALS

**M**DE'S MISSION IS to protect and restore the quality of Maryland's air, land, and water resources, while fostering smart growth, economic development, healthy and safe communities, and quality environmental education for the benefit of the environment, public health, and future generations.

The Maryland Department of the Environment continues to employ the Managing Maryland for Results (MMFR) system of overall performance measurement. MDE's Fiscal Year 2005 Managing Maryland for Results Workplan emphasizes the Department's commitment to using results-based, quality planning and management approaches to achieve its public health and environmental protection goals, as well as the agency's "management" goals. At this time, the environmental and management goals from that workplan are:

- Goal 1:** *Promoting Land Redevelopment and Community Revitalization*
- Goal 2:** *Ensuring Safe and Adequate Drinking Water*
- Goal 3:** *Reducing Maryland Citizens' Exposure to Hazards*
- Goal 4:** *Improving and Protecting Maryland's Water Quality*
- Goal 5:** *Ensuring the Air is Safe to Breathe*
- Goal 6:** *Providing Excellent Customer Services to Achieve Environmental Protection.*

Within MDE's MMFR work plan, enforcement, compliance, and inspection activities are reported under each environmental goal. Capturing the activities counted in this report under the related environmental goal should show how regulatory activities are related to the results MDE is committed to achieving. The text also describes the successes and challenges that the programs encountered in meeting those goals.

### **The Enforcement and Compliance Process**

It is important to understand MDE's air, water and waste enforcement and compliance processes. Each of the programs was established separately, with various terms being used in the applicable law to mean similar although technically different things for different programs. Many programs also have federal rules and regulations that they must implement. In addition, the same company or type of industrial facility may fall under the jurisdiction of several different environmental enforcement programs at the federal, State or local level.

However, despite the technical difficulties, most enforcement programs share certain common functions and the year to year results for each program can be compared. Most programs have an inspection, a monitoring and an evaluation component. If an inspection reveals a violation, many programs have a discretionary component that allows a company to fix a minor problem without



the risk of a fine, civil or criminal action. In this case, compliance assistance may be the preferred method to achieve the required compliance with the requirements that are intended to protect the public. If an inspection reveals a significant violation, or if a minor problem indicates a pattern of non-compliance or develops into an on-going, significant violation, then more serious action is warranted. This action may take the form of fines, shutdowns, and in some cases, criminal sanctions. The Department's use of penalties reflects the severity of the violations or the recalcitrant nature of the violator. Where the law does not provide appropriate penalties, (such as the in the area of wetlands and waterways) the Department has continued to seek legislation to address those deficiencies.

### **Environment Article Section 1-301(d)**

Environment Article Section 1-301(d) enacted in 1997 requires MDE to report specified information on 15 programs as well as the penalty dollars collected and deposited into several funds. This report is intended to fulfill that statutory requirement. In addition to the required information, this report also includes information on the MDE enforcement programs and additional data about the activities and facilities that are subject to regulation under the Environment Article. The Department has voluntarily elected to provide this additional context so that the legislature, our stakeholders, and the public have the most complete picture of how the Department carries out its enforcement responsibilities.

### **Performance Measures Format**

The reader of this year's report will notice that the format in which the numbers are presented in the same as previous years' reports. This allows for an easy comparison of numbers between the years in keeping with the goal to extract common data for all of MDE's enforcement programs and provide information that could be tracked from one year to the next. The basic reporting format is further explained on page 36. Graphic charts that compare the number of inspections, enforcement actions, and compliance rates over the previous three-year period are also provided to allow for trend analysis.

### **Summary and Conclusion**

Enforcement is an important and necessary tool for assuring compliance with environmental regulation, but enforcement actions are not goals in themselves. MDE is a regulatory agency with an enforcement component. While the legislature has identified frequency of inspection requirements for certain programs directly related to public health (for example, the Radiation Machines Division Article - Environment § 8-301 (5) (i) states that " ... *inspection of the dental radiation machines at each dental office or facility may not be performed more than once every 3 years*"), this is not the norm. These requirements, where they exist, are discussed in the individual program briefs that follow. In lieu of specific requirements, MDE must develop and implement mechanisms that target limited resources to best advantage in order to provide assistance and guidance to the regulated community in order **to achieve compliance assurance**. Our

goal is to ensure improvements in environmental quality and to protect public health and the environment.

Again this year, the annual Enforcement and Compliance Report contains language regarding the Penalty Policy that reflects the statutory factors the various enforcement programs consider prior to assessing penalty amounts. The Annual Enforcement Report Workgroup was successful in creating a comprehensive departmental process that can track penalty amounts and the length of time involved in concluding enforcement actions. In the future, this data may result in the development of formulas or matrices for determining general ranges or guidelines for various enforcement actions, including penalties, injunctions, and consent orders. The final goal of the completed penalty policy will be to define a common, understandable set of terms and standards with which the Department as a whole can track, explain and justify individual enforcement decisions. In this regard the Workgroup continues to support the development of the MDE-wide database in the form of the EEMS (Environmental Enterprise Management System) and urges responsible decision makers in the General Assembly to support this effort as well.

Following are Executive Summaries and performance measures for the Department and each Administration based on the activities in the most recently completed fiscal year, with last year's numbers included for comparisons.

## 2004 Annual Enforcement Report Workgroup

The workgroup's current members are:

Lorraine Anderson, Air and Radiation Management Admin (Asbestos)  
Tom Boone, Water Management Administration  
Jack Bowen, Water Management Administration  
Frank Courtright, Air and Radiation Management Administration  
Laramie Daniel, Air and Radiation Management Administration  
Edward Dexter, Waste Management Administration (Solid Waste)  
Bob Daniel, Environmental Permits Service Center  
Renee Fizer, Air and Radiation Management Administration (Radiation)  
Jerry Gietka, Office of Special Programs and **Report Editor**  
John Hill, Technical and Regulatory Services Administration  
Rick Johnson, Waste Management Administration (Hazardous Waste)  
Mike Kurman, Air and Radiation Management Admin (Radiation)  
Ray Manley, Air and Radiation Management Administration (Radiation)  
Lois McNamara, Water Management Administration  
Herb Meade, Waste Management Administration (Oil Control)  
Hans Miller, Office of the Attorney General, Environmental Crimes Unit  
Hilary Miller, Waste Management Administration  
Bernard Penner, Director, Office of Special Programs  
Lyn Poorman, Water Management Administration (Water Supply)  
Nancy Reilman, Water Management Administration (Water Supply)  
Roscoe Sincero, Waste Management Administration (Hazardous Waste)  
M. Rosewin Sweeney, Office of the Attorney General, Principal Council

# **MDE ORGANIZATIONAL UNITS ADMINISTRATION EXECUTIVE SUMMARIES**

## **Air and Radiation Management Administration Executive Summary**

The Air and Radiation Management Administration conducts enforcement and compliance activities in three programmatic areas, these being air quality, asbestos, and radiation. In the Air Quality Program, ensuring compliance at high impact sources continues to consume a large portion of the Program's resources. The size of the high impact source universe increased slightly in FY 2004, as did the number of sites inspected. Overall, reporting and testing requirements increased as a result of the number of large sources increasing slightly and the issuance of a number of new federal regulatory requirements. These increases resulted in a slight up tick in the number of inspections, audits, and spot checks. Compliance rates remain essentially unchanged.

The Air Program continues to pursue the use of Supplemental Environmental Projects (SEP's) in the settlement of enforcement actions where appropriate. A SEP is an environmental or public health related project implemented by a facility in lieu of a portion of a penalty payment to settle an enforcement action. This year the Air Program negotiated a settlement in a major enforcement case that included a \$40,000 SEP to optimize boiler operations at Baltimore City Schools. This will have the environmental benefit of reducing toxic and criteria air emissions as well as increasing fuel efficiency for the school system.

Low impact facilities continue to be an area where limited resources allow only a small percentage of sources to be inspected. In this arena, the Air Program continues to focus on Stage II vapor recovery systems at gas stations, as well as dry cleaners. There are about 1,700 gas stations subject to Stage II requirements to limit emissions of volatile organic compounds, a ground-level ozone precursor. There continues to be a higher level of non-compliance at these facilities, primarily in the record keeping and reporting requirements. The Air Program is also focusing on ensuring compliance with federal air toxics requirements at dry cleaners. Again, there is a higher level of non-compliance, primarily with record keeping requirements. An initiative to achieve compliance through unilateral corrective actions in these categories led to the increase in Enforcement Actions issued over FY 2003.

Another low impact source category the Program is working on is small boilers. Due to the large numbers of these sources, overall air quality impacts from the combined group can be significant. An initiative focusing on boilers installed without a permit and requiring their owners to secure a permit led to the increase in permits issued for low impact sources in FY 2004 compared to 2003.

About 700 air quality complaints were received in fiscal year 2004. The Air Program responds to all complaints by telephone, prioritizing those that actually receive a field inspection. This year 66% of complaints received by the Air Program were followed up with an on-site inspection. Some complaint situations needed multiple follow-up inspections to address the concerns of the complainants and to ensure compliance with air quality requirements. There was one large penalty settlement in this category – for an egregious violation of open burning requirements. The resulting fine, paid by the developer at fault, accounted for over half of the penalty dollar totals for this category.

In the Asbestos Program, 26% of sites that provided notification to MDE were inspected vs. 29% in FY 2003. This decline is attributed to an increasing number of asbestos notifications while the number of inspectors has stayed the same. The number of notifications received in FY 04 was 3,529, which was an increase of 20% compared to FY 03 in which 2,939 notifications were received. The compliance rate for FY 2004 is up at 98% compared to the previous year's rate of 97%.

The Radiological Health Program (RHP) regulates both man-made electronic sources of radiation and materials that are radioactive, so as to minimize the amount of unnecessary radiation exposure received by the general public. The RHP is mandated to regulate both from "permitting" through "enforcement", if applicable, to "termination/cancellation". For dental x-ray machines, the number of inspections dropped in FY 04 due to staffing shortages. The compliance rate also declined slightly, but facilities have drastically improved response time to resolve cited violations: the time required for facilities to resolve cited violations decreased from a previous high of 90 days from the date of inspection in FY 00 to approximately 30 days in FY 04. Veterinary facility inspections, halted temporarily in FY 03, were reinstated in FY 04 to a limited degree.

FY 04 successes in the area of radioactive materials included improved efficiency and expediency in reviewing complex sealed source and device certification applications, specifically the evaluation and approval of devices containing radioisotopes used for cancer therapy across the country. Maryland operates under an agreement with the Nuclear Regulatory Commission (NRC) in managing our radioactive materials program. A week long in-depth review of Maryland's radioactive materials program in FY04 led to a finding that the program is adequate to protect the public health and safety and compatible with the NRC's regulatory requirements. Also, the Program recently amended its

agreement with the NRC allowing Maryland to conduct certain compliance inspections against established facility safeguard criteria.

**Air and Radiation Management Administration  
Performance Measures Executive Summary**

	2003 Totals	2004 Totals
<u>PERMITTED SITES/FACILITIES</u>		
Number of Permits/Licenses issued	2,392	2,723
Number of Permits/Licenses in effect at Fiscal Year End	26,395	26,742
<u>OTHER REGULATED SITES/FACILITIES</u>		
(other regulated sites)	5,705	5,313
Coverage (number of regulated entities requiring oversight)*	21,941	21,958
<u>INSPECTIONS</u>		
Number of Sites Inspected	4,187	4,243
Number of Inspections, Audits, Spot Checks	8,791	8,956
<u>ENFORCEMENT ACTIONS</u>		
Number of Compliance Assistance Rendered	2,856	3,307
Number of Enforcement Actions Taken **	109	79
<u>PENALTIES</u>		
Amount of Administrative or Civil Penalties obtained	\$433,213	\$243,780

\* Derived by adding up all of the coverage universes for each program as listed in the pie chart for each.

\*\* Derived by adding up the number of enforcement actions for each program as listed in the chart for each.

## **WASTE MANAGEMENT ADMINISTRATION EXECUTIVE SUMMARY**

The Waste Management Administration's (WAS) responsibilities are diverse in nature with sites that range from private homes to large municipal landfills, military bases, and large industrial complexes. Data collection methods ensure accurate and consistent reporting of the various performance measures for this Enforcement and Compliance Report. WAS uses data from this report to conduct quarterly reviews and tracking of our performance and progress in accomplishing mandated environmental goals and to target effective use of our resources.

For FY 2004 the data shows some consistencies and other individual program changes as compared to previous years. Overall, numbers of sites inspected, inspections conducted, and compliance assistance actions increased from FY 2003. Although the numbers of enforcement actions taken decreased by 23% from the previous year, penalties obtained increased by approximately 22%, mostly due to several large penalty actions in lead poisoning prevention and refuse disposal. The number of permits and licenses in effect and number of other regulated sites/facilities, which reflect the workload of WAS, continues to increase. The total number of inspections, spot checks and audits increased by 44% from 24,422 in FY 2003 to 35,293 in FY 2004. This is largely due to an increase in inspections conducted by accredited lead paint service providers (9,972 inspections more than in FY 2003) as a result of mandatory inspection deadlines within the Lead Poisoning Prevention Program, a more consistent workforce, and less severe weather conditions.

In addition to some difficulty in filling vacancies due to the continued hiring freeze, the improved economy has resulted in the loss of some additional inspection staff and problems with retention. However, the Administration's strong historical field presence, program marketing, and outreach activities have helped maintain the overall rate of inspected facilities in significant compliance high at an average of 87%. With the lead program excluded, the overall rate of significant compliance for all inspected facilities rises to 94%. The rate of significant compliance continues to grow in priority programs, including lead poisoning prevention, oil pollution remediation, refuse disposal, scrap tires, and natural wood waste recycling. These programs have proven to present the highest hazard to public health and the environment and continue to be targeted for increased compliance. Numbers of compliance assistance actions rendered increased in all these priority programs except scrap tires, where there were decreased numbers of inspections as a result of a reduced inspection force.

The WAS Hazardous Waste Program ensures protection of public health and the environment from releases of hazardous waste. In FY 1999, there were 31 permitted Treatment, Storage, and Disposal facilities in Maryland. This number

has been decreasing since that time. From FY 2003 to the end of FY 2004, two additional facilities closed their TSD facilities and withdrew their applications to renew their permits, leaving the total at 21. This is significant and is believed to be a direct result of better waste management and waste minimization activities by generators of hazardous waste who are reducing quantities of waste and thus, reducing the need for treatment, storage and disposal of hazardous waste.

During FY 2004, the number of inspections, audits, and spot checks, compliance assistance actions rendered, and enforcement actions in the Hazardous Waste Program were nearly the same as in FY 2003. However, only about two percent (2%) of all facilities that generate or manage hazardous waste are being inspected with current resources. The Program still continues to meet its EPA federal grant commitments as well as continuing to achieve a significant compliance rate of 93% for inspected facilities.

Although not an official part of this report, it is worth noting that the Hazardous Materials Compliance Section of this Program performed 4,227 commercial vehicle inspections in FY 2004 as well as participated in 60 emergency responses. MDE does not take enforcement actions on commercial vehicle inspections. Enforcement is handled by the Maryland State Police and reported by the Maryland Department of Transportation.

In the Lead Poisoning Prevention Program, the number of children statewide with blood lead levels equal to or greater than 10 micrograms per deciliter has decreased for the tenth consecutive year Statewide. The number of children with blood lead poisoning declined from 2,297 in 2002 to 1,719 in 2003. The number of inspections conducted by accredited lead abatement service providers returned to FY 2001 and FY 2002 levels. MDE inspections increased by 26%, returning to near the FY 2002 inspection level. Compliance assistance actions rendered more than quadrupled, from 65 in FY 2003 to 278 in FY 2004. The number of enforcement actions slightly increased.

During this reporting period, there continued to be an increase in identified oil contaminated subsurface sites in the Oil Control Program from 2,418 in FY 2003 to 2,675 in FY 2004. This increase will likely continue as new releases are discovered. Numbers of sites inspected, inspections, audits and spot checks, and compliance assistance actions rendered also increased for oil pollution remediation sites. The percentage of inspected sites/facilities in significant compliance increased by 4% from FY 2003 to FY 2004.

Inspections of above ground oil storage facilities continued to increase from 2,120 in FY 2003 to 2,454 in FY 2004. The trend in increased responses to oil spills continued from 899 in FY 2003 to 962 in FY 2004. The trend in spills may continue as the above ground storage tank population ages and tank integrity declines. The number of underground storage tank sites inspected continues to remain at previous years' levels, and the program is struggling with ways to



increase inspection numbers. The facilities that were inspected showed an 87% compliance rate, down slightly from 89% in FY 2003.

The Solid Waste Program is responsible for overseeing Refuse Disposal, Scrap Tires, Sewage Sludge Utilization, and Natural Wood Waste Recycling activities in the State and continues to be challenged by staff shortages, the need to retain trained inspectors, and its reliance on general funds. In spite of this, the Program has been able to focus on the media that present the most risk if operations are not properly managed. In the refuse disposal function, the inspection coverage rate increased during FY 2004 to 96% from 90% in FY 2003, as the number of sites inspected increased slightly to 212. In addition, the percentage of inspected facilities in significant compliance increased by 4% from the previous year. The number of inspections increased from 757 in FY 2003 to 900 in FY 2004 and the number of compliance assistance actions rendered increased from 55 in FY 2003 to 83 in FY 2004.

The scrap tire function of the Program continued the cleanup of scrap tire stockpiles, with 68 stockpiles remaining in FY 2004 compared to 75 in FY 2003. New stockpiles are still discovered every year, however. There was a 23% decrease in the numbers of scrap tire site inspections conducted from 1,061 in FY 2003 to 820 in FY 2004, due primarily to inspection staff departures which have significantly reduced Program enforcement staff. This also resulted in a decrease in the inspection coverage rate from 22% in FY 2003 to 16% in FY 2004. The Program continues to issue Notices of Violation to license holders that fail to submit required semi-annual reports. The number of scrap tire enforcement actions decreased from 575 in FY 2003 to 259 in FY 2004, still a significant increase from 117 in FY 2002. This 55% decrease is a reflection of the Program's success in achieving compliance from licensees during the reporting period. The Program resolved 141 significant violations during FY 2004 as compared to 19 in FY 2003.

In the sewage sludge function there were no instances of unpermitted land application of sewage sludge in the State during FY 2004 and only one instance where an environmental or health impact could have occurred but was resolved. This is attributed to the Program's efforts to work with the regulated community over the last several years to ensure compliance. The Program's number of inspections declined during this reporting period from 613 in FY 2003 to 552 in FY 2004, principally as a result of the declining number of solid waste inspectors due to retirement and other departures and the continued hiring freeze. The inspection coverage rate continued to decline from 42% in FY 2002, to 23% in FY 2003, and 21% in FY 2004. Only 9 significant violations were managed during the year and all were resolved, indicating the ongoing high level of compliance related to sewage sludge activities. This is due to the small and highly experienced nature of the regulated community in which most violations are the result of accidental occurrences and are quickly resolved.

This summarizes the enforcement activities within the Waste Management Administration. As program priorities change and budget constraints continue, WAS will continue to assess enforcement trends and consider changes to meet these needs.

**Waste Management Administration  
Performance Measures Executive Summary**

	2003 Totals	2004 Totals
<u>PERMITTED SITES/FACILITIES</u>		
Number of Permits/Licenses issued	2,357	2,747
Number of Permits/Licenses in effect at Fiscal Year End	8,300	8,376
<u>OTHER REGULATED SITES/FACILITIES</u>		
(other sites)	187,604	195,340
* Coverage (number of regulated entities requiring oversight)	111,687	115,048
<u>INSPECTIONS</u>		
Number of Sites Inspected	16,267	26,147
Number of Inspections, Audits, Spot Checks	24,422	35,293
<u>ENFORCEMENT ACTIONS</u>		
Number of Compliance Assistance Rendered	8,726	9,569
Number of Enforcement Actions Taken	1,270	964
<u>PENALTIES</u>		
Amount of Administrative or Civil Penalties obtained	\$990,914	\$1,209,211

## **Water Management Administration Executive Summary**

The Water Management Administration (WMA) has inspection and enforcement responsibilities for the water quality and resource conservation programs that follow in this report. The collection and reporting of data based on well-defined performance measures provide valuable tools for assessing the productivity and/or progress of each Water Management Program.

Activity numbers for Water Supply and Sewerage Construction Permitting have varied little from FY 2003 levels. Construction permitting is a function of new construction activity, the local economy, and availability of Federal, State, and local capital funds that have largely remained stable. However, in FY 05 and latter years, Construction Permitting activities should steadily increase because of increased capitol funding available through Governor Ehrlich's recently enacted Bay Restoration Fund and the Governor's continued efforts to proactively pursue federal funding for upgrades of sewage treatment plants and for CSO/SSO correction. These actions directly support the Secretary's Initiative for Water Quality Restoration and Protection.

The Compliance Program made significant strides by the end of this year to gain approval to fill two vacancies, however, the help will not be realized until FY 2005. The reduced staffing coupled with lengthy inspections over many months by several inspectors investigating wastewater treatment plant issues this year, has resulted in an overall decrease in inspections for the Compliance Program. There were decreases in all inspection areas except for Oil and Gas, Tidal Wetlands and Water and Sewer Construction from FY 2003 levels.

Compliance Assistance continues to be one of the most effective tools utilized by the Compliance Program to resolve violations and minimize adverse environmental impacts. During the past 5 years Compliance Assistance resolved over 84 percent of instances requiring enforcement actions. Compliance assistance identifies violations while minor in nature and resolves them before they escalate to levels where significant environmental harm could occur. Enforcement actions involving corrective action orders or penalties were taken where warranted but were down this year due in part to the reduction in inspections and due to the increase in compliance assistance.

Weather dramatically affected the number of SSO's and CSO's reported to the Compliance Program during FY 2004. Over 1,670 were reported throughout Maryland spilling over 700 million gallons (twice as much as last year) of untreated sewage and commingled stormwater into Maryland waterways. Violations resolved regarding SSO's included two municipal wastewater treatment plants and one county collection system. The overall penalties collected decreased from \$897,436 to \$328,535 (Note – the FY 2003 total

included a \$300,000 single penalty collected from Baltimore City and \$99,000 in penalties collected from one company).

Another enforcement tool available to the Compliance Program is the Supplemental Environmental Project (SEP). SEPs are defined as environmentally beneficial projects which an alleged violator agrees to undertake in settlement of an enforcement action, and in lieu of a portion of the penalty but which the alleged violator is not otherwise legally required to perform. "Environmentally beneficial" means a SEP must improve, protect, or reduce risks to public health or the environment at large. The performance of a SEP reduces neither the stringency nor timeliness requirements of State environmental statutes and regulations. Performance of a SEP does not extend or change in any way the alleged violator's obligation to remedy a violation expeditiously and return to compliance. In FY04 WMA entered into agreements with two municipalities, one county sewage collection system, one dairy farm, and one large industrial manufacturing plant to perform SEPs totaling \$227,200.

During FY 04, the Water Supply Program continued to conduct initial source water assessments for public water systems throughout Maryland. As of June 2004, source water assessment reports were sent to 426 community wastewater systems and over 1,600 non-community water systems. The Program was also involved in conducting a statewide survey to evaluate the current status of lead testing efforts within Maryland's public schools. In response to the survey, many of Maryland's local Boards of Education contacted the Program for guidance on testing for lead in drinking water at schools supplied by municipal water, which are not subject to Safe Drinking Water Act monitoring requirements. To date, one third of Maryland's counties have confirmed with MDE that their schools are now being tested for lead in drinking water or will be tested for lead in the near future.

**Water Management Administration  
Performance Measures Executive Summary**

	2003 Totals	2004 Totals
<u>PERMITTED SITES/FACILITIES</u>		
Number of Permits/Licenses issued	7,239	5,794
Number of Permits/Licenses in effect at Fiscal Year End	35,136	40,611
<u>OTHER REGULATED SITES/FACILITIES</u>		
(other sites)	4,110	4,220
Coverage (number of regulated entities requiring oversight) *	36,284	41,528
<u>INSPECTIONS</u>		
Number of Sites Inspected	12,491	13,044
Number of Inspections, Audits, Spot Checks	65,010	62,596
<u>ENFORCEMENT ACTIONS</u>		
Number of Compliance Assistance Rendered	2,524	2,885
Number of Enforcement Actions Taken **	932	813
<u>PENALTIES</u>		
Amount of Administrative or Civil Penalties obtained	\$897,436	\$328,535

\* Derived by adding up all of the coverage universes for each program as listed in the pie chart for each.

\*\* Derived by adding up the number of enforcement actions for each program as listed in the chart for each.

## **ENVIRONMENTAL CRIMES UNIT EXECUTIVE SUMMARY**

The Environmental Crimes Unit (ECU) of the Criminal Investigation Division of the Maryland Attorney General's Office investigates and prosecutes environmental crime in Maryland. Typically, criminal prosecution is used as a last resort for the worst, most wanton or most recalcitrant of environmental offenders. During FY 2004, the ECU opened forty-six criminal investigations and filed charges in twenty-two of those investigations. Of the forty-six investigations, sixteen were the result of referrals from MDE administrations. Twenty-seven prosecutions reached conclusion during the fiscal year, with criminal courts imposing jail terms totaling more than 12 years and fines and restitution exceeding \$130,000, in addition to probation, community work service and other penalties.

The Baltimore City Police Department continued its support by providing personnel to the Unit for the fourth year. FY 2004 was the first year the Unit operated with only one State Police investigator assigned to the Unit for the majority of the year.

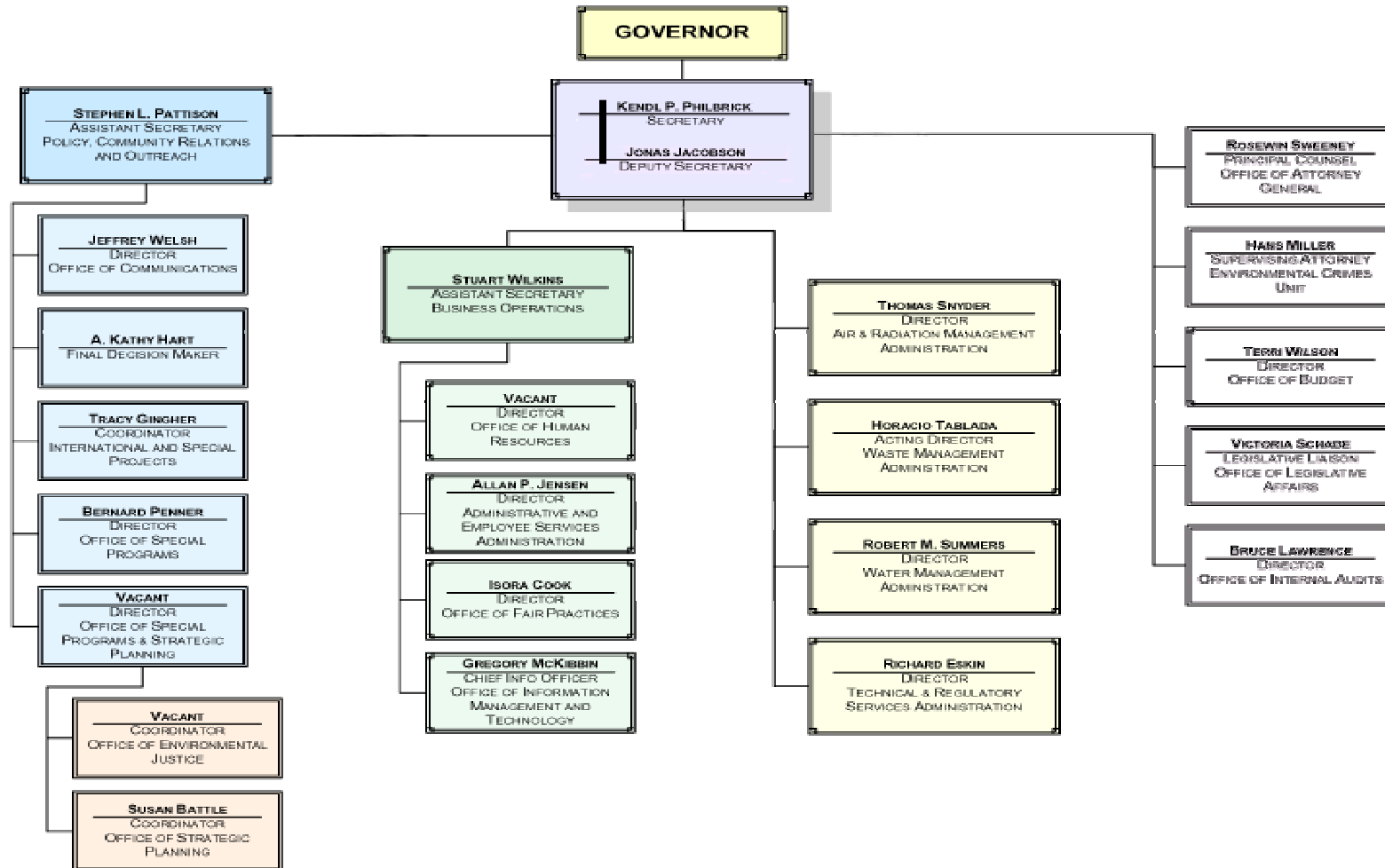
## **TECHNICAL AND REGULATORY SERVICES ADMINISTRATION EXECUTIVE SUMMARY**

The Technical and Regulatory Services Administration (TARSA) provides technical analyses, scientific support and risk assessment guidance to all MDE programs, including those responsible for enforcement and compliance activities. Many of its field-based activities provide support to programs both within TARSA as well as to other administrations. In addition, TARSA is responsible for compliance and enforcement of the Noise Control Program.

The Noise Control program was established by the legislature in the mid 1970's to provide technical assistance and enforcement help to citizens and local jurisdictions across the State regarding community intruding noise issues that are not, for whatever reason, adequately handled at the local level. Noise has become an increasingly contentious "Quality of Life" issue as the State's population increases and urban sprawl progresses. The Noise Control Program pursues its mission on a complaint driven basis since it frequently reflects tensions in land use categories addressing specific requests from individual citizens as well as governmental entities. Because of limited staff, the program actively encourages local jurisdictions to take a more active role in addressing noise problems and issues while the program stands ready to provide technical back-up, enforcement help, noise control training and advisory assistance. The program addresses approximately 120 noise complaints yearly across the State many of which require multiple visits. In addition to receiving complaints the Program responds to inquiries regarding noise standards and issues. It is the Program's goal when possible to resolve violations using compliance assistance as opposed to pursuing enforcement and penalties.

TARSA's field-based programs assist other MDE programs through monitoring programs and also include MDE's emergency response activities. Ambient conditions monitoring for water quality and specific point discharge monitoring for compliance assessments provides information that supports the Water Management Administrations' programs that enforce State and federal water pollution control regulations. These monitoring efforts help identify problems that may require further enforcement activity. TARSA's Emergency Response Division (ERD) responds to reports of spills of chemical or petroleum contaminants that may pollute surface and ground waters of the State. When these spills involve an activity that is regulated by other MDE programs, the ERD refers information about them to the appropriate program for follow-up enforcement. TARSA also administers the Shellfish Certification Program that monitors and certifies that harvest waters are safe for harvesting and eating raw molluscan shellfish.

## Maryland Department of the Environment





# MDE'S ENFORCEMENT POLICIES

## MDE PENALTY POLICY

### MDE's Approach to Determining the Appropriate Response to Violations

The Maryland Department of the Environment (MDE) is committed to a consistent, timely and appropriate compliance assurance program, which is protective of the public health and the environment while creating a credible deterrent against future violations. It is the Department's policy to assess fair and equitable penalties in keeping with the factors specified by the governing statute, and commensurate with the nature of the violations. The statutory factors that the Department must consider in assessing administrative penalties are:

1. The ***willfulness of the violation***, the extent to which the existence of the violation was known to but uncorrected by the violator, and the extent to which the violator exercised reasonable care;
2. Any ***actual harm to the environment or to human health***, including injury to or impairment of the air, waters, or natural resources of this State;
3. The ***cost of cleanup and the cost of restoration*** of the natural resource;
4. The ***nature and degree of injury to or interference*** with general welfare, health, and property;
5. The extent to which the ***location of the violation***, including the location near waters of this State or areas of human population, creates the potential for harm to the environment or to human health and safety;
6. The ***available technology*** and economic reasonableness of controlling, reducing, or eliminating the violation;
7. The degree of ***hazard posed by the particular pollutant*** or pollutants involved;
8. The extent to which the current violation is part of a ***recurrent pattern*** of the same or similar type of violation committed by the violator.

The Department will consider each of the specific factors on a case-by-case basis. While all factors set forth in the statute will be considered, it is not necessary for all of the factors to be applicable before the maximum penalty may be assessed. A single factor may warrant the imposition of the maximum penalty. Furthermore, all factors, even if applicable in a given case, are not necessarily of equal weight in the Department's determination of a reasonable penalty.

## **Supplemental Environmental Projects (SEPs)**

The Maryland Department of the Environment's Enforcement Policy includes the use of Supplemental Environmental Projects (SEPs).

SEPs are projects specifically undertaken to improve the environment by parties who are subject to penalty actions. SEPs may be conducted as a form of penalty mitigation and must be agreed to by MDE. The EPA encourages the use of SEPs for several reasons. First, SEPs add value to enforcement settlements because SEP dollars are spent directly on environmental projects. Second, SEPs require violators to go above and beyond technical compliance with minimum legal standards and thereby accomplish a higher level of environmental stewardship. Finally, and probably most important, SEPs are intended to achieve improvements to the environment that could not be accomplished with traditional penalties. Traditional penalties serve the end of punishment and specific deterrence. SEPs serve those traditional ends as well as providing a form of community service that is targeted to improve the environment in which the community lives. SEPs give violators an opportunity to re-establish their reputations as good neighbors.

There are four criteria used to define SEPs. These criteria establish SEPs as legitimate enforcement remedies and differentiate SEPs from traditional enforcement actions.

**1) In enforcement settlements in which the violator commits to conduct a SEP, the final settlement amount (cash penalty + SEP value) must equal or exceed the value that the traditional penalty settlement would have been without the SEP.** In many instances the method for determining the actual cost of implementing a SEP and the formula for determining the amount that the SEP mitigates the penalty amount is established by EPA SEP Policy. For those programs that do not have specific federal SEP guidance, the cost determination and penalty formula are established on a program by program basis.

**2) There should not be a direct relationship between the SEP and the underlying violation.** An environmental improvement that is related to the underlying violation is considered a traditional corrective action. MDE will always seek to ensure that the requirements of legal compliance are met by requiring corrective actions. Correcting a violation does not constitute a SEP. SEPs are intended to create improvements that go beyond technical compliance.

**3) MDE is disinclined to approve a SEP that the violator was already under some obligation to perform or for which funding had already been committed before the underlying violation was discovered.** In other words,

MDE will not favor giving a violator SEP credit for doing a project that was already required or underway before MDE's enforcement action was commenced.

4) All **SEPs must be defined in sufficient detail to meet the requirement of being enforceable**. There must be objective quantifiable deliverables with deadlines and consequences. If the requirements of the SEP are not met, then an appropriate stipulated penalty or other enforcement consequence must be available.

Not all MDE enforcement programs have had the ability or opportunity to employ SEPs. Two of the four major administrations have employed SEPs and reported them in their executive summaries and individual program descriptions. The following summary chart reflects how often the administrations have employed enforcement tools identified as SEPs during the past fiscal year.

ARMA	1
TARSA	0
WAS	0
WMA	5

MDE Total **6**

## COMMITMENT TO PUBLICIZING ENFORCEMENT ACTIONS

**M**ARYLAND CITIZENS ENTRUST MDE with the responsibility of achieving compliance with the environmental laws of the State. With that in mind, the Department has an obligation to inform the public about the State's progress in achieving compliance with applicable federal and State requirements.

### **Commitment to Public Information**

The Department will keep the public informed of activities that contribute to our mission of protecting the environment and public health. In addition to enforcement and compliance actions, the Department will publicize projects and actions that yield beneficial environmental results through cooperative partnerships and alliances with businesses, community groups, environmental groups, and others who are interested in environmental protection.

### **Individual Enforcement and Compliance Actions**

The Department has established a process for the review and dissemination to news media sources of significant enforcement and compliance actions. The following factors are considered:

- *Significant Threats to Public Health or Environment* -- An action taken by the Department in response to acute and/or chronic conditions which cause significant damage to the environment, or which pose significant risks to public health;
- *Significant Public Interest* -- An action taken by the Department which, for any number of reasons, creates a high level of public interest; and,
- *Significant Penalty Impacts* -- An action taken by the Department which has significant economic impacts related to fine amounts, corrective action expenditures or other costs related to the violation(s) and the resulting enforcement action.

The Department responds to requests for information on any specific case as outlined in the State Public Information Act consistent with protections that apply to ongoing enforcement actions and proprietary business information.

# ENVIRONMENTAL AUDIT POLICY

THE MARYLAND DEPARTMENT OF THE ENVIRONMENT recognizes the benefit from companies that regularly evaluate their internal work processes for compliance with State environmental requirements. Equally as important as identifying violations is the reporting of such violations to MDE for proper and complete remediation and abatement. The Department encourages self-auditing as an effective environmental management technique. Companies that disclose environmental hazards to the Department, under specified requirements, may receive immunity from administrative penalties, pursuant to the Department's enforcement discretion.

*This is not intended nor should it be interpreted to be a regulation as defined in Section 10-101, State Government Article. It sets forth criteria and guidelines to be used by the Department staff in settlement of enforcement cases, and does not confer any legal rights.*

## **Statement of Guidance:**

- A. The Department will not assess a civil penalty for violations of environmental requirements, which are voluntarily disclosed following an environmental audit if:
  - 1. Disclosure is made within 21 days after the information or knowledge concerning the violation is discovered;
  - 2. Action is promptly initiated to correct or eliminate the violation and all public or environmental harm caused by the violation. If the violation cannot be fully corrected within 60 days, a compliance plan must be submitted to the Department within 60 days for review. Compliance with the plan must be maintained as approved by the Department;
  - 3. The applicant agrees in writing to take steps to prevent recurrence of the violation; and
  - 4. The regulated entity fully cooperates with the Department regarding investigation of the disclosed condition.
  
- B. Disclosure is considered voluntary if it is not required to be made in accordance with an established environmental requirement.

- C. The relief granted in Section A is not applicable if any of the following exist:
1. The disclosure was not voluntary as described in Section B;
  2. The violation was discovered by the Department or a third party prior to disclosure by the regulated entity to the Department or the disclosure was made after commencement of a federal, State or local agency inspection, investigation or request for information;
  3. The violation was committed willfully, wantonly, intentionally, knowingly, or with gross negligence by the regulated entity making the disclosure;
  4. Action is not promptly initiated and diligently pursued to correct or eliminate the violation;
  5. Significant environmental harm or a significant public health effect was caused by the violation or is imminent due to the violation;
  6. The specific or a closely related violation has occurred within the past three years at the same facility or the violation is part of a pattern of recurrent violations. For purposes of this section, violation includes any violations of a federal, State or local environmental law identified in a judicial or administrative order, consent agreement or order, complaint, or notice of violation, conviction or plea agreement; or
  7. The disclosure is made for a fraudulent purpose.
- D. The relief provided under this guidance shall not be applicable when the Department receives formal notification from the delegating federal agency of that agency's intention to propose rescission of the Department's authority over the federal environmental program.

# MDE'S ENFORCEMENT PROCESS AND DEFINITIONS

## ENFORCEMENT AND COMPLIANCE PROCESS

**D**ESCRIBING ENFORCEMENT AND COMPLIANCE activities can be difficult, and measuring those activities is a challenge. Over the last 25 years a number of separate environmental programs were developed, some under federal law and still others under State law. Each of these programs has its own terminology and rules governing the type of sanctions and when they can be used. Also, many programs have some overlap with other programs.

The development of common policies across programs is difficult. The level of flexibility that a program has varies greatly and is usually written into federal or State law. What follows is a general explanation of how enforcement works at MDE and what is expected at each level. Keep in mind that some programs may vary from this model. A diagram of the enforcement process is included on page 34. It may be helpful to refer to the diagram when reading this document.

**INSPECTIONS:** The first step in determining a course of action is to conduct a site inspection, audit, record review, or spot check. The purpose of such activity is to determine whether a facility is in compliance with all applicable permits, regulations and statutes. During an inspection, an inspector may conduct a visual observation of a facility's operation, review records or take samples for analysis, or any combination thereof. The results of these activities constitute the Department's findings. At the conclusion of an inspection, a written record of these findings is prepared, either at the time of the inspection or at a later date. A copy of the written record is either presented to the facility before the inspector leaves or it is mailed.

**POST-INSPECTION EVALUATION:** At some point, either while the inspector is on the site or at a later date, the Department reviews the inspector's findings to determine whether the facility is in compliance with applicable requirements. The need to review findings also arises through other activities, such as the periodic submittal of self-monitoring reports by permittees. If the review determines that the facility is in compliance, no further action is warranted. If the post-inspection review reveals that a violation of an applicable requirement has occurred, a determination is made concerning the seriousness of the violation. Different courses of action are recommended for significant violations versus those that

are determined to be not significant. In most situations where a violation has occurred, a report of the violation is served on the facility. This report can either be the written record of the inspection itself or a separate document.

**MINOR VIOLATIONS:** Sometimes a violation is discovered that is minor in nature and does not have the potential to affect human or environmental health. These may include:

- Minor excursions from prescribed numerical standards.
- Minor record keeping violations.
- First offenses that present no imminent harm or potential harm to public health or the environment.
- Minor violations that can be corrected immediately or in short order.

Minor violations should not be confused with technical violations. Technical violations are often significant. For example, technical violations involving radiation or asbestos are frequently counted as “*significant*”. An intentional falsification of self-monitoring reports is considered significant. Also, repeated minor violations or recalcitrant behavior can be elevated to the significant violation status and appropriate enforcement actions are taken.

If a violation is minor and a facility is cooperative, the inspector can request that the facility correct the violation within a specified time frame. A follow-up inspection is then conducted or other measure taken until adequate assurance exists to verify that the correction has occurred. The inspector may request that a violation be corrected prior to leaving the facility, in which case no follow-up is needed. For certain technical matters, MDE provides assistance to help facilities achieve compliance with federal and State laws. If the facility needs technical assistance to correct a minor violation, the inspector can either provide the assistance directly, or arrange to have assistance provided at a later date. If a minor violation results in a Report of Observation, or similar document, it is not reported in this report as a violation. Many documented minor violations are tracked under the category of Compliance Assistance.

**Minor violations may become significant** if they are a part of a reoccurring pattern. Such a violation could become serious if it remains uncorrected or is only partially corrected at the time of a follow-up inspection. Whether this occurs is left to the judgment of the inspector (and/or supervisor) considering factors such as: past compliance history, willfulness of the violation, the degree of harm or potential harm, the ability of the facility to make timely corrections and any other appropriate factor.



**SIGNIFICANT VIOLATIONS:** Certain violations uncovered during an inspection are considered significant on their face. Examples of significant violations are:

- Major excursions from prescribed standards.
- Offenses that pose a direct threat to public health or the environment.
- An offense that is part of a pattern of chronic, non-compliant behavior.
- An offense that requires a significant amount of time or capital to correct.
- A violation deemed significant under federal criteria.

**EVALUATION OF ENFORCEMENT OPTIONS:** Once a violation has been deemed significant, it generally follows that enforcement action is warranted. An evaluation of the available enforcement options is conducted to determine the most appropriate course of conduct given the particulars of the situation. Generally the options available are:

- Issue a directive
- Issue a show-cause order
- Issue a corrective order
- Enter into a consent order
- Seek judicial relief
- Make criminal referral
- Assess a penalty (can be done in conjunction with the options above)
- Or in some circumstances no action

Some programs have specific sanctions spelled out in law. The enforcement option that is pursued depends on a variety of factors and circumstances, including: whether certain actions are prescribed by State/federal delegation or enforcement agreements, the severity of the violation, the degree of harm or potential harm to public health or the environment, the willingness of the facility to correct the violation, the past compliance history of the facility and the willfulness of the act. If a penalty is thought to be warranted, there are often factors, incorporated in the statute, that must be considered as part of the decision-making process.

There are rare occasions where circumstances require the Department to decline taking further action. It may be that upon a review of the available evidence, the Department's case is found to be too weak, or is precluded by statute of limitations, or other legal defenses. It is also possible that a case is more appropriately pursued by a federal oversight agency such as the EPA. These circumstances are, however, the exception, not the rule.

## COMPLIANCE ASSISTANCE

Compliance assistance is both a valuable customer service and an efficient, effective way to improve environmental safeguards. Environment Article section 1-301(d) requires this report to “*include information on the type and number of contacts or consultations with businesses concerning compliance with State environmental laws.*” This section of the report generally identifies the types of contacts MDE has with businesses to help them come into compliance.

One specific form of contact between businesses and MDE’s enforcement and compliance inspectors is counted in the programs’ performance measures charts under the category of “*compliance assistance.*” As an element of MDE’s enforcement process, an inspector renders an identifiable and countable act of compliance assistance when he or she:

- (a) Documents a specific past or current violation which the regulated entity corrects in the absence of a formal enforcement action; or
- (b) Documents a specific action or actions which the regulated entity has the option of undertaking to prevent the likelihood of potential future violations, which action or actions the regulated entity undertakes voluntarily in such manner and within such time period as deemed acceptable by MDE in the absence of a formal enforcement action.

In either (a) or (b), the MDE inspector must document the manner in which the regulated entity voluntarily achieved compliance. This definition of “compliance assistance” has the advantage of being measurable, and objectively verifiable by a third party.

Beyond the enforcement process, the concept of compliance assistance also involves MDE’s public outreach and assistance activity which helps the regulated community understand the law and assists the regulated community in complying with the law’s requirements. Although the count of these public outreach activities is not included in this report, examples of these activities include:

The MDE Customer Service Center which assists businesses that need MDE permits or approvals, to understand their responsibilities under the law and establish lines of communication between those businesses and the Department through which assistance may be sought and rendered.

The Department operates a Small Business Assistance Program (SBAP) which helps small businesses understand and comply with Maryland’s environmental programs and regulations, and provides pollution prevention and waste minimization information to businesses, explaining how businesses can save money and reduce environmental liabilities as well as the need for permits by

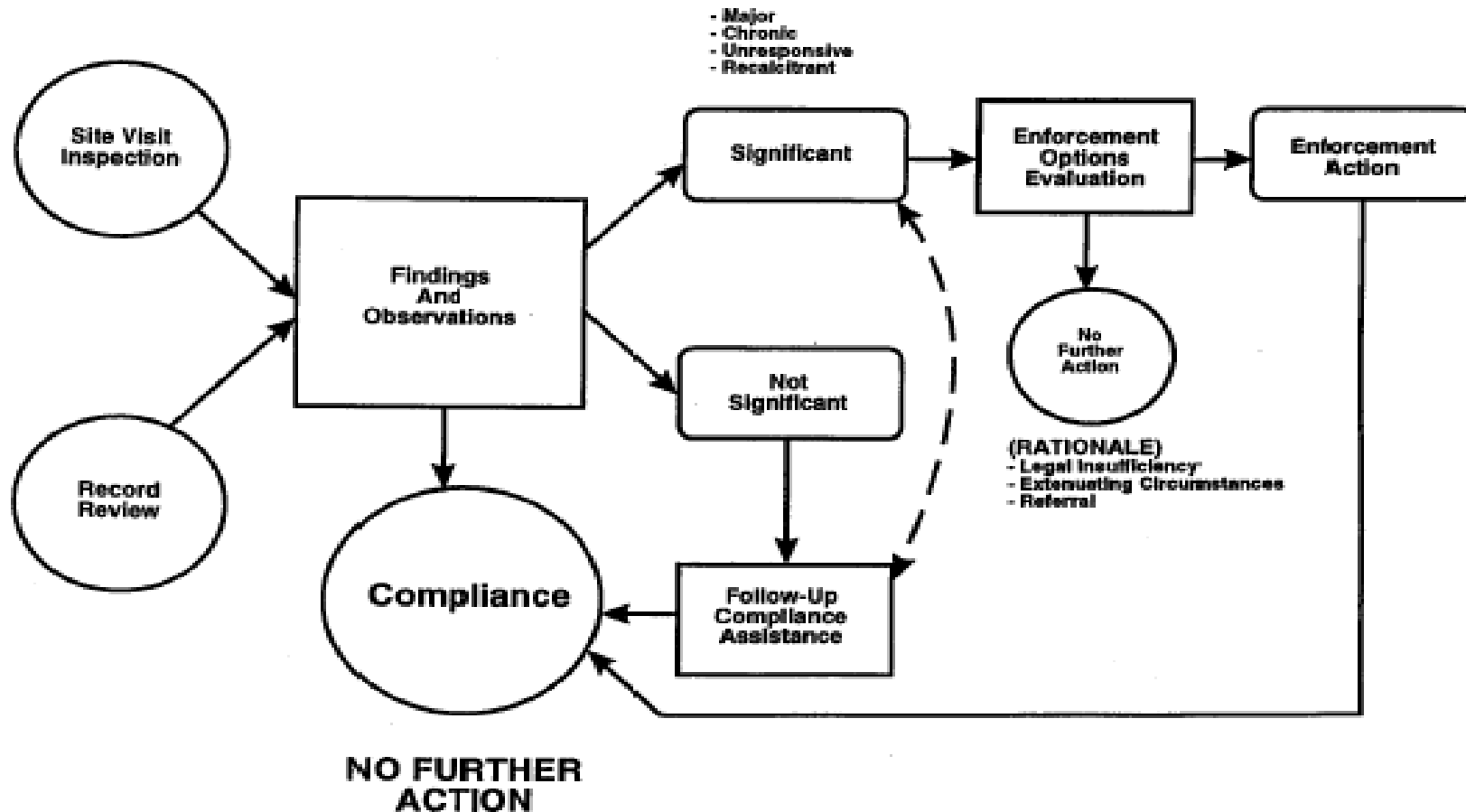
changing their operations to avoid creating pollution. In the past, the SBAP has conducted site visits and workshops to dry cleaners, auto body shops, printers, and metal platers. The SBAP is developing new outreach programs to focus on small business and industry sectors that have the potential to significantly impact the environment.

The Department publishes and distributes a *Business Guide to Environmental Permits and Approvals* which provides detailed information about each of MDE's permits, such as the purpose of the permit, the permit requirements, the permit application process, the standard turnaround time, the term of certification, the permit fee, and the Department contact for further information and assistance if needed. The Department has made a number of permit applications and instructions for completing them available through the Internet at MDE's website. The Department is also working to enable businesses to submit their permit applications via the Internet. The Maryland Department of Business and Economic Development's website at [www.blis.state.md.us](http://www.blis.state.md.us) offers permit guidance and assistance to businesses as well.

The Department partners with business organizations (such as the Maryland Dental Association) and community organizations (such as the Park Heights Citizens Planning and Housing Association) to design, offer and provide compliance assistance, education and training on environmental issues of concern to both the business and residential communities that may be impacted by specific business practices.



# ENFORCEMENT PROCESS



## PERFORMANCE MEASURES CHART OVERVIEW AND DEFINITIONS

**T**HE TASK OF EVALUATING the performance of the enforcement and compliance programs is difficult but not impossible. Three of MDE's administrations handle the bulk of the enforcement actions taken by the Department. For that reason we have broken down our evaluation of MDE's programs by media:

**Air:** This includes programs that deal with air pollution and radiation.

**Waste:** This includes oil control, solid and hazardous waste as well as the sewage sludge, scrap tire, lead poisoning, natural wood waste and Superfund remediation programs.

**Water:** This includes the drinking water, tidal and non-tidal wetlands, the NPDES program, coal and mineral mining, oil and gas exploration and production, water appropriation, waterway and floodplain construction, dam safety, stormwater management, sediment and erosion control programs.

The first step in assessing performance was the development of measures. This proved to be more difficult than anticipated because each program used different statistics to measure their performance. In an effort to gauge performance, and take a step forward to achieve consistency, the Department developed the Measures of Success program.

In 1997 the Department's first attempt was to create a consistent system of performance measurement. In that effort it was necessary to use three sets of definitions to adequately explain all of the statistics. Trying to implement 1997's system proved difficult and, as it turns out, unnecessarily complicated. The Department believes that the current format is better because it is simpler. If the reader needs more details concerning specific categories of numbers as applied to any given program, the Department stands prepared to provide that detail on a program by program basis.

## CHART FORMAT

Because of the many favorable comments received in the past, the Department continues to use the same chart format as used in previous years. The advantage of this format is that all programs are reporting their numbers in a consistent manner, making the information accessible to the reader without having to refer to different definitions. Repeated use of the same format also facilitates comparison of information from one year to the next, hopefully making enforcement activity trends more apparent.

### The Logic of the Chart

The purpose of this document is to report and attempt to measure the performance of MDE's enforcement effort. Each program's performance chart consistently follows the same logic and is designed to give the citizens of Maryland a common sense, plain English, accounting of the program's activity. A blank example of the chart with the lines numbered to correspond to the following definitions can be found on page 40.

1. *Permitted Sites/ Facilities and Other: Identifies the total universe of facilities over which the program has regulatory responsibility. This is a measure of the MDE or Program work load.*

Lines 2 - 9

Line 3 shows the number of new permits or permit renewals issued during the year. Line 4 accounts for the total number of permits that were in effect at fiscal year end. Lines 5 - 9 are used by those programs that have regulatory responsibility for sites and facilities and other entities that are not required to obtain a formal permit but still fall under MDE's regulatory oversight.

2. *Inspections: This is a measure of output.*

Lines 10 - 12

Lines 11 and 12 provide a count of the individual sites inspected and the total number of inspections conducted including record reviews, audits and spot check activities. It should be noted that a record review, audit, or spot check is counted the same as a full inspection for purposes of this report. Individuals familiar with these activities know that often a full inspection involves a whole set of activities including record reviews, interviews, and site visits. Because different types of inspections conducted by the various enforcement programs involve many diverse activities, the "number of

inspections, audits, and spot checks” reported here includes some activities that do not amount to full formal inspections.

Also, the reason the number of inspections is often substantially higher than the number of sites is because some sites are inspected or checked more than one time during the year depending on the degree of risk that regulated entity poses to the public. Another reason is that some individual sites are sufficiently large or diverse to warrant having different portions of the site, or pieces of equipment, inspected separately.

3. *Compliance Profile: This is a measure of the results we accomplished.*

Lines 13 – 16a

The Compliance profile portion of the chart is a snapshot of the overall compliance status of the facilities inspected during the fiscal year. Please note line 16a in the report, the new enforcement “inspection coverage rate” measure. It is numbered “16a” so that any comparisons to line numbers in previous years’ reports may remain the same. The “inspection coverage rate” is defined as the ratio of sites inspected divided by the total number of sites or regulated entities in that program’s universe. It is understood that “sites” may include other than a single physical location since many programs have regulatory oversight responsibility for things other than facilities. Line 14 identifies how many of the inspected sites were found with significant violations, providing a key element used to determine the overall compliance rates shown on lines 15 and 16. If a site was found to have a significant violation it was counted as being out of compliance, even if the site was brought back into compliance later in the year. These percentages, along with the number of compliance assistance actions rendered, reflect some measure of how responsive the regulated community is to the Department’s enforcement efforts.

4. *Significant Violations: This is a measure of what we found.*

Lines 17 – 21

Lines 18 through 21 record the total number and nature of the significant violations the program identified during the Fiscal Year. Line 18 indicates how many significant violations resulted in an environmental or health impact. Line 19 counts how many significant violations were technical/preventative in nature. The distinction here is based on evidence or proof that the Department must present to establish the violation in a contested case. Cases which require proof of actual physical damage to the environment or a human being, such as samples, photographs, or direct observations of a discharge are counted as having an environmental or health impact. Cases in which documentary evidence such as falsified discharge monitoring reports, lack of permits, or failure to maintain records are counted as



technical/preventative on line 19. It is a mistake to infer that only environmental/health violations are significant and technical/preventive are not significant. Either can be considered significant or non-significant depending on the circumstances of the violations. The distinction between physical and technical violations is made to avoid the misperception that all violations involve pollution. This report reveals that a substantial amount of effort goes into enforcing the many technical requirements of the law.

The specific definition of what constitutes a **significant** violation ultimately rests with the individual programs that have unique statutory and regulatory threshold requirements. The Department's general definition of a significant violation is any violation that requires the Department to take some form of remedial or enforcement action to bring the facility into compliance. Consequently, the Department is under a self-imposed obligation to account for how it handles each and every significant violation.

Line 20 accounts for the number of significant violations carried over from last year. Thus, adding lines 18 through 20, gives the total number of significant violations (line 21) the program attempted to resolve during the fiscal year.

5. *Disposition of Significant Violations: What did the Department do with them?*

Lines 22 - 24

Lines 23 and 24 answer the question of how many enforcement responses were concluded for significant violations in the fiscal year and how many are going to be carried over to next year. Resolved means that (1) an enforcement action or compliance assistance has been taken, and (2) the violator either has completed any required corrective action or has an executed agreement to take the corrective action and has begun bringing the site back into compliance.

An ongoing enforcement response is one that is still in process and the site or violator has not taken adequate steps to correct the violation. Cases remain ongoing if the violator does not respond to the Department's initial violation notification; hearings have been scheduled and not yet held, or; the hearing is complete and the violator has chosen to appeal the order. Simply put, the "ongoing" enforcement responses are those not yet finished.

6. *Enforcement Actions and Penalties: What are the tools we can use to bring about compliance assurance?*

Lines 25 – 33

The Department has a number of different enforcement tools that can be used to achieve compliance. Line 26 captures how often the program used

**compliance assistance.** Compliance assistance is rendered when written documentation states that the correction has been made or commenced. This tool allows MDE to bring facilities into compliance without the necessity of resorting to formal enforcement actions. It is often implemented in less time and may reduce the environmental consequences of the violation. This number does not necessarily correspond to the number of significant violations found because potential problems, which have not yet become violations, when corrected and documented, are counted as compliance assistance.

Lines 27 through 29 cover specific types of enforcement actions that are required to be reported under Environment Article Section 1-301(d).

Line 30 is the number of penalty actions and other enforcement actions not specifically designated above. These actions are primarily penalty actions, but they also include various forms of remedial requirements that do not fit the descriptions of the actions named in the statute.

Line 31 records how often the program referred a matter to the Environmental Crimes Unit of the Attorney General's Office for possible criminal prosecution. These are not counted as resolved until there is a completed criminal case or the Crimes Unit has declined to take a criminal action, returned the case to the program and the program has taken an alternative form of enforcement.

Line 33 discloses the amount of administrative or civil penalties obtained. This means monies collected during the fiscal year. The penalties recorded here may have been imposed in prior years but are collected in whole or in part during the reporting year.

## EXAMPLE – PERFORMANCE MEASURES CHART

1	
2	<u>PERMITTED SITES/FACILITIES</u>
3	Number of Permits/Licenses issued
4	Number of Permits/Licenses in effect at Fiscal Year End
5	<u>OTHER REGULATED SITES/FACILITIES</u>
6	(other sites)
7	(other sites)
8	(other sites)
9	(other sites)
10	<u>INSPECTIONS</u>
11	Number of Sites Inspected
12	Number of Inspections, Audits, Spot Checks
13	<u>COMPLIANCE PROFILE:</u>
14	Number of Inspected Sites/Facilities with Significant Violations
15	% of Inspected Sites/Facilities in Significant Compliance
16	% of Inspected Sites/Facilities with Significant Violations
16a	Inspection coverage Rate
17	<u>SIGNIFICANT VIOLATIONS</u>
18	Number of Significant Violations involving Environmental or Health Impact
19	Number of Significant Violations based on Technical/Preventative Deficiencies
20	Number of Significant Violations carried over awaiting disposition from Previous Fiscal year
21	Total
22	<u>DISPOSITION OF SIGNIFICANT VIOLATIONS</u>
23	Resolved
24	Ongoing
25	<u>ENFORCEMENT ACTIONS</u>
26	Number of Compliance Assistance rendered
27	Number of Show Cause, Remedial, Corrective Actions Issued
28	Number of Stop Work Orders
29	Number of Injunctions Obtained
30	Number of Penalty and Other Enforcement Actions
31	Number of referrals to Attorney General for possible Criminal Action
32	<u>PENALTIES</u>
33	Amount of Administrative or Civil Penalties obtained

## ENVIRONMENT ARTICLE

### **§1-301(d) Report on Enforcement Activities.**

(1) (i) On or before October 1 of each year, the Secretary, in consultation with the Attorney General, shall submit to the Legislative Policy Committee, in accordance with §1-246 of the State Government Article, a report on enforcement activities conducted by the Department during the previous fiscal year.

(ii) The report shall:

1. Include the information required under this subsection and any additional information concerning environmental enforcement that the Secretary decides to provide;

2. Be available to the public as soon as it is forwarded to the Legislative Policy Committee;

3. Include information on the total number of permits and licenses issued by or filed with the Department at any time and still in effect as of the last date of the fiscal year immediately preceding the date on which the report is filed;

4. Include information concerning specific enforcement actions taken with respect to the permits and licenses during the immediately preceding fiscal year; and

5. Include information on the type and number of contacts or consultations with businesses concerning compliance with State environmental laws.

(iii) The information required in the report under paragraph (3) of this subsection shall be organized according to each program specified.

(2) The report shall state the total amount of money as a result of enforcement actions, as of the end of the immediately preceding fiscal year:

(i) Deposited in the Maryland Clean Air Fund;

(ii) Deposited in the Maryland Oil Disaster Containment, Clean-up and Contingency Fund;

(iii) Deposited in the Nontidal Wetland Compensation Fund;

(iv) Deposited in the Maryland Hazardous Substance Control Fund;

(v) Recovered by the Department from responsible parties in accordance with §7-221 of this article;

(vi) Deposited in the Sewage Sludge Utilization Fund; and

(vii) Deposited in the Maryland Clean Water Fund.

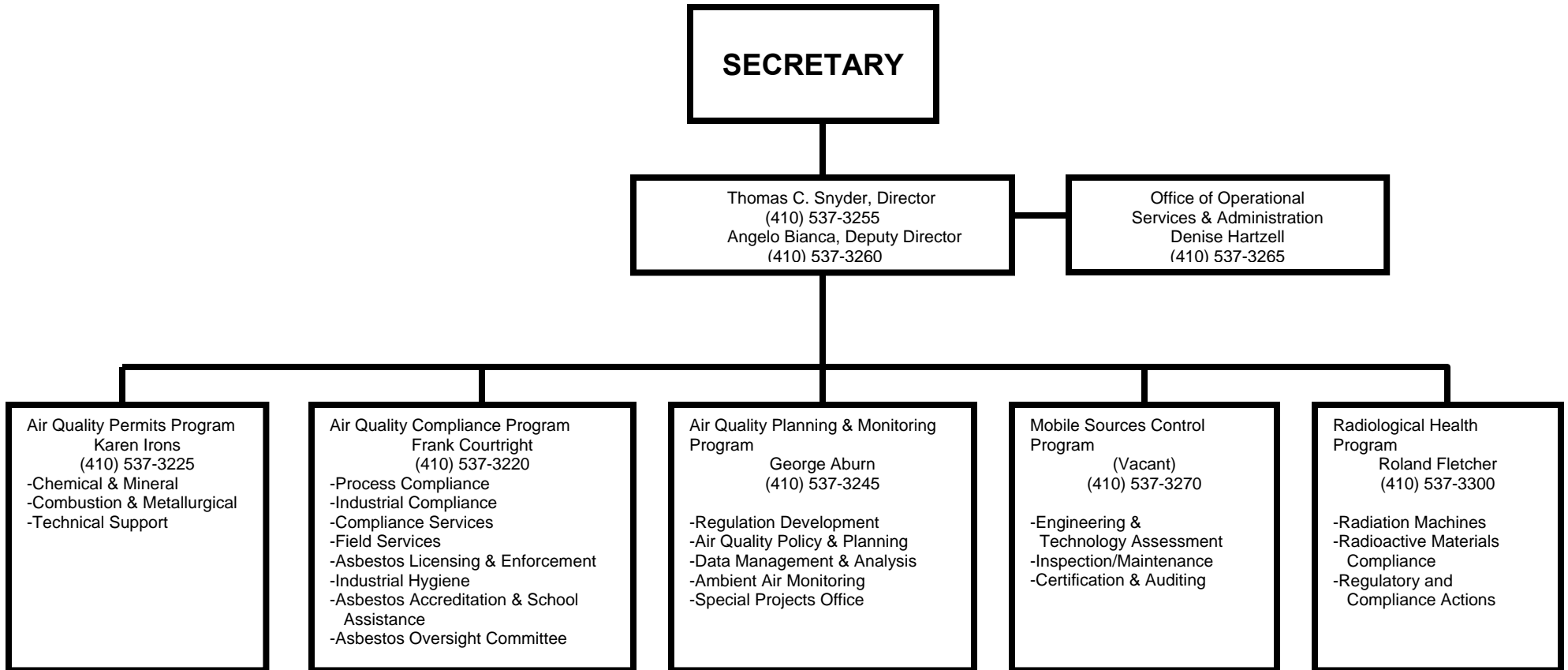
(3)(i) The report shall include the information specified in subparagraphs (ii), (iii), (iv), and (v) of this paragraph for each of the following programs in the Department:

1. Ambient air quality control under Title 2, Subtitle 4 of this article;
  2. Oil pollution under Title 4, Subtitle 4 of this article;
  3. Nontidal wetlands under Title 5, Subtitle 9 of this article;
  4. Asbestos under Title 6, Subtitle 4 of this article;
  5. Lead paint under Title 6, Subtitle 8 of this article;
  6. Controlled hazardous substances under Title 7, Subtitle 2 of this article;
  7. Water supply, sewerage systems, and refuse disposal systems under Title 9, Subtitle 2 of this article;
  8. Water discharges under Title 9, Subtitle 3 of this article;
  9. Drinking water under Title 9, Subtitle 4 of this article; and
  10. Wetlands under Title 16, Subtitle 2 of this article.
- (ii) For each of the programs set forth in subparagraph (i) of this paragraph, the Department shall provide the total number or amount of:
1. Final permits or licenses issued to a person or facility, as appropriate, and not surrendered, suspended or revoked;
  2. Inspections, audits, or spot checks performed at facilities permitted;
  3. Injunctions obtained;
  4. Show cause, remedial, and corrective action orders issued;
  5. Stop work orders;
  6. Administrative or civil penalties obtained;
  7. Criminal actions charged, convictions obtained, imprisonment time ordered, and criminal fines received; and
  8. Any other actions taken by the Department to enforce the requirements of the applicable environmental program, including:
    - A. Notices of the removal or encapsulation of asbestos under §6-414.1 of this article; and
    - B. Actions enforcing user charges against industrial users under §9-341 of this article.
- (iii) In addition to the information required in subparagraph (ii) of this paragraph, for the Lead Paint Program under Title 6, Subtitle 8 of this article, the report shall include the total number or amount of:
1. Affected properties registered; and
  2. Inspectors or other persons accredited by the Department, for whom accreditation has not been surrendered, suspended, or revoked.
- (iv) In addition to the information required in subparagraph (ii) of this paragraph, for the Controlled Hazardous Substances Program under Title 7, Subtitle 2 of this article, the report shall include the following lists, updated to reflect the most recent information available for the immediately preceding fiscal year:
1. Possible controlled hazardous substance sites compiled in accordance with §7-223 (a) of this article.
  2. Proposed sites listed in accordance with §7-223 (c) of this article at which the Department intends to conduct preliminary site assessments; and
  3. Hazardous waste sites in the disposal site registry compiled in accordance with §7-223 (f) of this article;
- (v) In addition to the information required in subparagraph (ii) of this paragraph, for the Drinking Water Program, the report shall include the total number of:
1. Actions to prevent public water system contamination or to respond to a Safe Drinking Water Act emergency under §§9-405 and 9-406 of this article; and
  2. Notices given to the public by public water systems under §9-410 of this article.



**AIR AND RADIATION MANAGEMENT  
ADMINISTRATION**

# AIR AND RADIATION MANAGEMENT ADMINISTRATION



# Ambient Air Quality Control

## PURPOSE

There are over 11,000 stationary sources of air emissions registered in Maryland. The Air Quality Compliance Program is responsible for ensuring that these sources comply with applicable air pollution control requirements. Approximately 200 of these sources emit more than 95% of all the pollutants emitted from stationary sources. These 200 high-emitting sources and an additional 400 or so priority sources receive a high level of scrutiny. The additional priority sources are selected due to concerns regarding potential emissions, toxic air pollutant emissions, potential for nuisance impact, impact on the general welfare, or are considered to have the potential for significant risk to public health or the environment. Combined, this group of about 600 sources includes facilities such as large industrial operations, paper mills, asphalt plants and incinerators. This group varies slightly in number from year to year due to sources reducing emissions or using less toxic materials to the point where they are no longer considered priority sources and thus do not demand close scrutiny. The remainder of the 11,000 sources are generally smaller in terms of their emissions or their impacts and are considered to be of lesser risk to public health or the environment. Examples of these smaller sources include dry cleaning operations, charbroilers, small boilers, paint spray booths, and degreasing machines. For this reason, performance measures information is presented in two categories, *High Impact Air Emission Facilities* and *Low Impact Air Emission Facilities*.

## AUTHORITY

FEDERAL: Clean Air Act, Title I, Section 110

STATE: Environment Article, Title 2; COMAR 26.11

## PROCESS

In inspecting facilities, a major focus is given to those approximately 600 sources described above that are considered a potential significant risk to public health or the environment. Often, multiple inspections are performed at these sources over the course of a year. Inspections are both announced and unannounced, depending on the nature and purpose of the inspection. Attention is given to smaller, lower risk sources through special initiatives that may focus on inspecting all sources within a particular source category, spot-checks of a percentage of sources in a category where the category contains a large number of small sources, and the education of trade groups and equipment operators and owners.

## CONTRIBUTES TO MANAGING FOR RESULTS

Goal #6: Ensuring the Air is Safe to Breathe.

## SUCCESSSES / CHALLENGES

Ensuring compliance at high impact sources continues to consume a large portion of the Air Quality Compliance Program's resources. The size of the high impact source universe increased slightly in FY 2004, as did the number of sites inspected. Overall, reporting and testing requirements increased as a result of the number of large sources increasing slightly and the issuance of a number of new federal regulatory requirements. These



increases resulted in a slight uptick in the number of inspections, audits, and spot checks. Compliance rates remain essentially unchanged.

The Air Program continues to pursue the use of Supplemental Environmental Projects (SEP) in the settlement of enforcement actions where appropriate. A SEP is an environmental or public health related project implemented by a facility in lieu of a portion of a penalty payment to settle an enforcement action. This year the Air Program negotiated a settlement in a major enforcement case that included a \$40,000 SEP to optimize boiler operations at Baltimore City Schools. This will have the environmental benefit of reducing toxic and criteria air emissions as well as increasing fuel efficiency for the school system.

Low impact facilities continue to be an area where limited resources allow only a small percentage of sources to be inspected. In this arena, the Air Program continues to focus on Stage II vapor recovery systems at gas stations, as well as dry cleaners. There are about 1700 gas stations subject to Stage II requirements to limit emissions of volatile organic compounds, a ground-level ozone precursor. There continues to be a higher level of non-compliance at these facilities, primarily in the record keeping and reporting requirements. The Air Program is also focusing on ensuring compliance with federal air toxics requirements at dry cleaners. Again, there is a higher level of non-compliance, primarily with record keeping requirements. An initiative to achieve compliance through unilateral corrective actions in these categories led to the increase in Corrective Actions issued over FY 2003.

Another low impact source category the Program is working on is small boilers. Due to the large numbers of these sources, overall air quality impacts from the combined group can be significant. An initiative focusing on boilers installed without a permit and requiring their owners to secure a permit led to the increase in permits issued for low impact sources in FY 2004 compared to 2003.

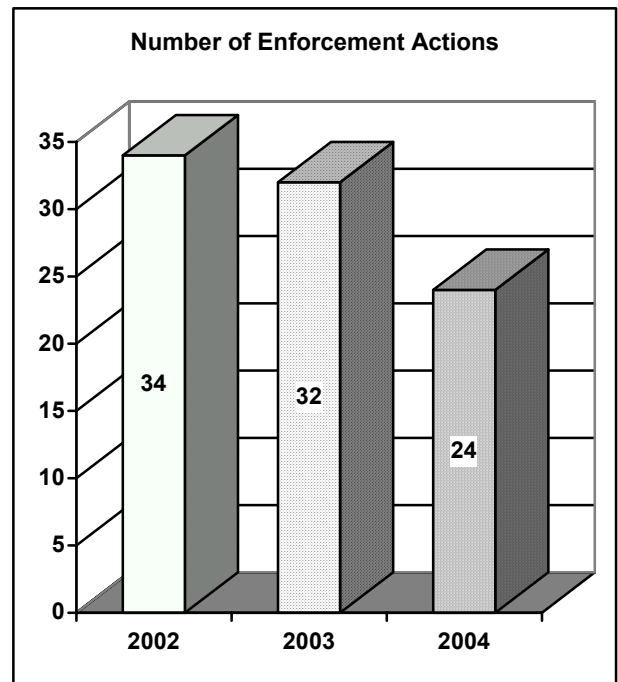
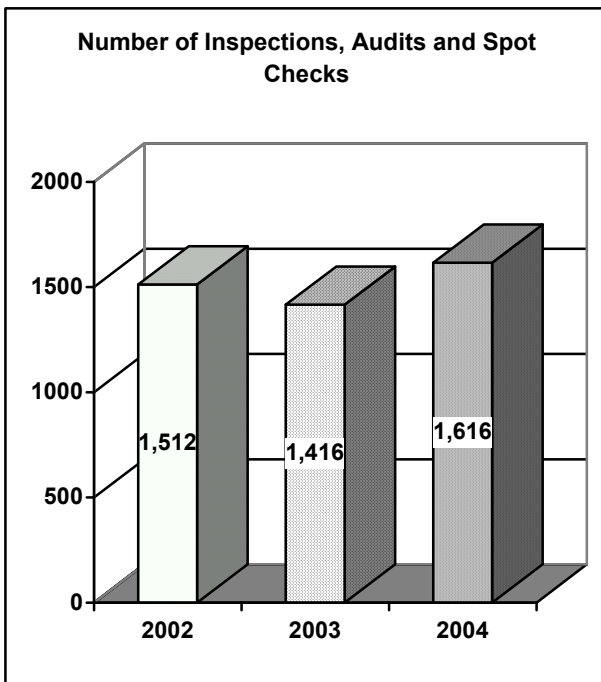
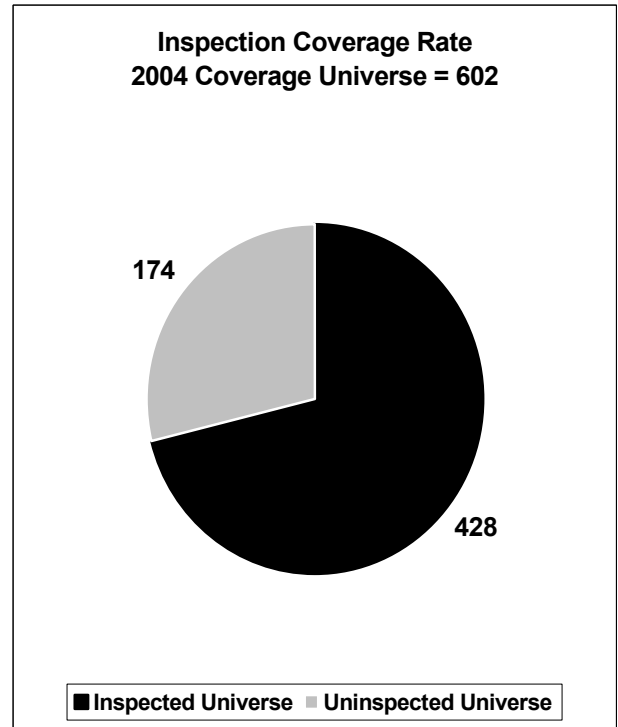
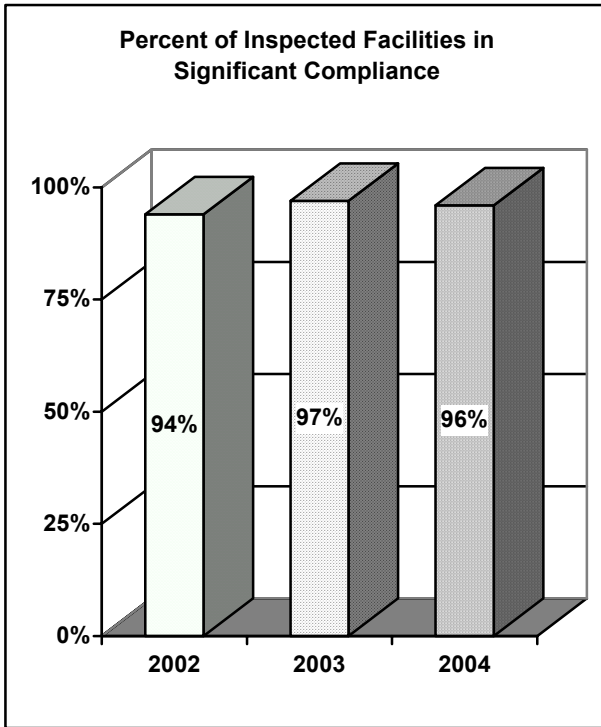
*This page intentionally left blank.*

## Ambient Air Quality Control High Impact Facilities

	2004 Totals
<b><u>PERMITTED SITES/FACILITIES</u></b>	602
No. of Permits/Registrations issued	313
No. of Permits/Registrations in effect at FY end	3,538
<b><u>OTHER REGULATED SITES/FACILITIES</u></b>	
None	N/A
<b><u>INSPECTIONS</u></b>	
No. of Sites Inspected	428
No. of Inspections, Audits, Spot checks	1,616
<b><u>COMPLIANCE PROFILE</u></b>	
No. of Inspected Sites/Facilities with Significant Violations	19
% of Inspected Sites/Facilities in Significant Compliance	96%
% of Inspected Sites/Facilities with Significant Violations	4%
Inspection Coverage Rate*	71%
<b><u>SIGNIFICANT VIOLATIONS</u></b>	
No. of Significant Violations involving Environmental/Health Impact	10
No. of Significant Violations based on Technical/Preventative Deficiencies	13
No. of Significant Violations carried over from previous FY	25
Total	48
<b><u>DISPOSITION OF SIGNIFICANT VIOLATIONS</u></b>	
Resolved	21
Ongoing	27
<b><u>ENFORCEMENT ACTIONS</u></b>	
No. of Compliance Assistance rendered	83
No. of Show Cause, Remedial, Corrective Actions Issued	2
No. of Stop Work Orders	0
No. of Injunctions Obtained	0
No. of Penalty & Other Enforcement Actions	22
No. of Referrals to Attorney General for possible Criminal Action	1
<b><u>PENALTIES</u></b>	
Amount of Administrative or Civil Penalties obtained	\$127,300

\*Coverage rate is computed as the number of sites inspected divided by the total number of permitted sites/facilities.

# Ambient Air Quality Control High Impact Facilities

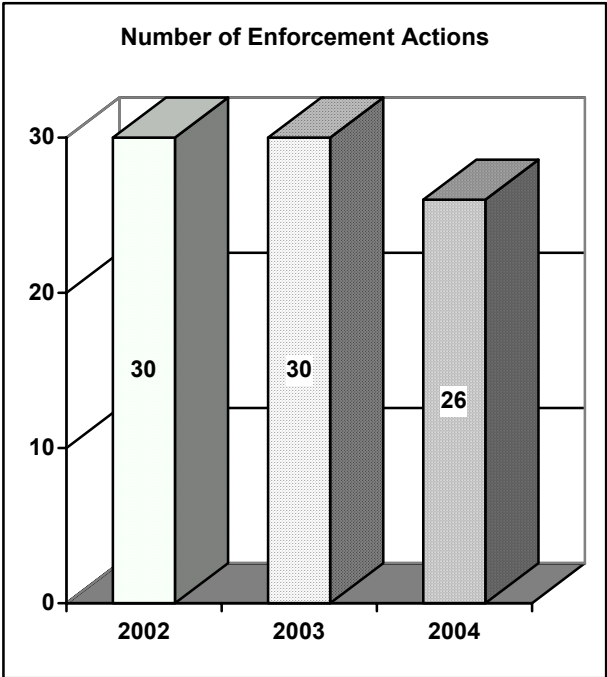
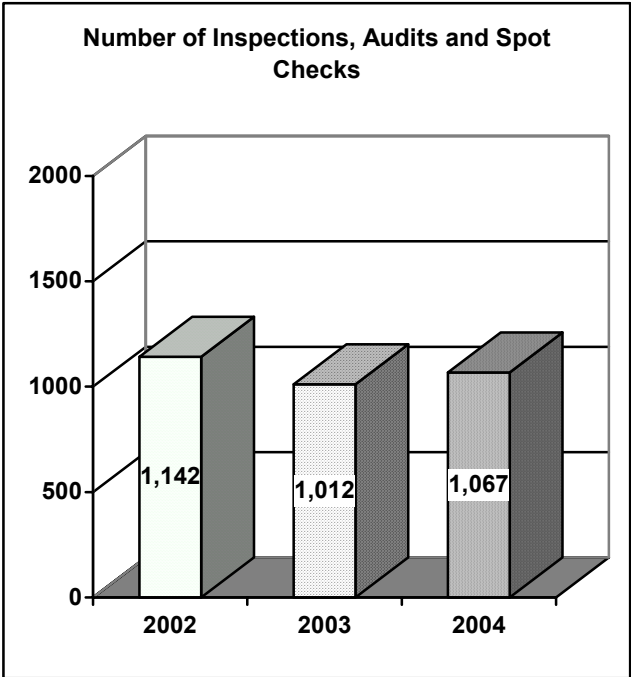
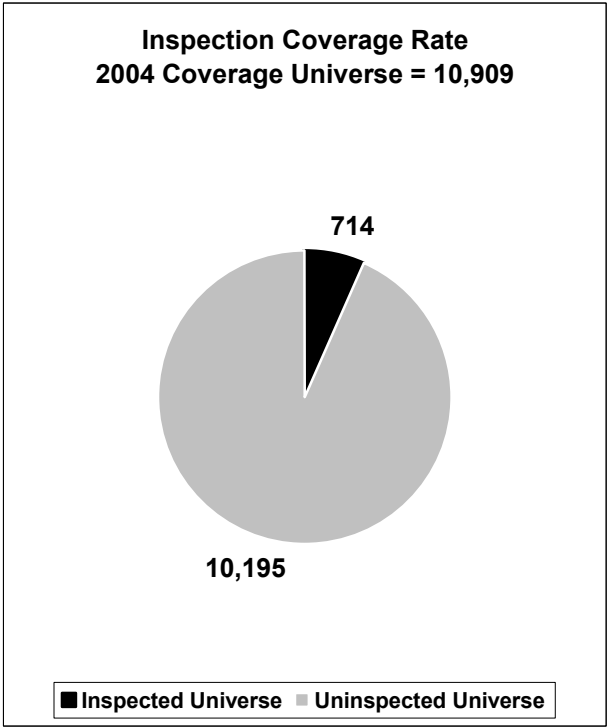
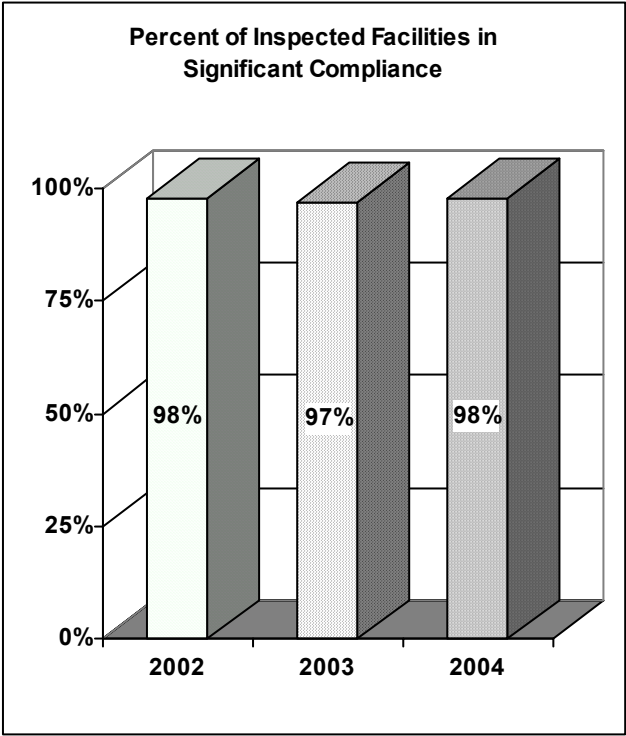


## Ambient Air Quality Control Low Impact Facilities

	2004 Totals
<b><u>PERMITTED SITES/FACILITIES</u></b>	10,909
No. of Permits/Registrations issued	1,471
No. of Permits/Registrations in effect at FY end	17,764
<b><u>OTHER REGULATED SITES/FACILITIES</u></b>	
None	N/A
<b><u>INSPECTIONS</u></b>	
No. of Sites Inspected	714
No. of Inspections, Audits, Spot checks	1,067
<b><u>COMPLIANCE PROFILE</u></b>	
No. of Inspected Sites/Facilities with Significant Violations	12
% of Inspected Sites/Facilities in Significant Compliance	98%
% of Inspected Sites/Facilities with Significant Violations	2%
Inspection Coverage Rate*	7%
<b><u>SIGNIFICANT VIOLATIONS</u></b>	
No. of Significant Violations involving Environmental/Health Impact	6
No. of Significant Violations based on Technical/Preventative Deficiencies	8
No. of Significant Violations carried over from previous FY	5
Total	19
<b><u>DISPOSITION OF SIGNIFICANT VIOLATIONS</u></b>	
Resolved	17
Ongoing	2
<b><u>ENFORCEMENT ACTIONS</u></b>	
No. of Compliance Assistance rendered	210
No. of Show Cause, Remedial, Corrective Actions Issued	12
No. of Stop Work Orders	0
No. of Injunctions Obtained	0
No. of Penalty & Other Enforcement Actions	14
No. of Referrals to Attorney General for possible Criminal Action	0
<b><u>PENALTIES</u></b>	
Amount of Administrative or Civil Penalties obtained	\$9,300

\*Coverage rate is computed as the number of sites inspected divided by the total number of permitted sites/facilities.

# Ambient Air Quality Control Low Impact Facilities



# Air Quality Complaints

## **PURPOSE**

In addition to the approximately 11,000 registered or permitted sources of air emissions in Maryland, there are numerous potential sources of air pollution that are not required to be registered or permitted by the Department. Examples include some composting operations, construction sites, open burning activities, hot-tar roofing operations, material storage piles, welding and burning activities, and certain portable operations of short duration. These sites or activities can create nuisance conditions such as odors or fugitive dust. The Air Pollution Complaints Program responds to complaints regarding nuisance odors and dust from both permitted and non-permitted operations. After investigation, some complaints reveal no basis for potential harm to environment or public health, but will be addressed to reduce nuisance conditions to neighbors or communities.

## **AUTHORITY**

STATE: Environment Article, Title 2; COMAR 26.11

## **PROCESS**

Complaints are addressed in a number of ways. A complaint situation may be of sufficient severity to warrant an immediate site visit. Complaints arising from severe nuisance situations generally result in the Department receiving multiple and separate complaints for a single situation. A complaint situation can also be a sporadic occurrence, which may lead to increased surveillance of a site in an attempt to verify the existence of a problem, which could then generate a need to conduct a formal inspection. Some complaints, particularly where only an explanation of what is allowed is needed, can be resolved through phone contact or letters. If the complaint investigation reveals a violation at a permitted site, the violation and subsequent enforcement action is counted under the ambient air quality control program's performance measures chart.

Only those violations that occur at non-permitted sites are counted here. Most violations in this category are related to open burning activities or the creation of off-site nuisances caused by odors or dust from sites. Violations such as these rarely result in actual harm, but have the potential to cause harm to the environment or public health, and on this basis are included in this report. Nearly all violations in this program are resolved without the need to take enforcement action, as they generally relate to short-lived activities, are quickly corrected (often at the time of inspection), do not reoccur, and result in no actual harm to public health or the environment.

## **CONTRIBUTES TO MANAGING FOR RESULTS**

Goal #6: Ensuring the Air is Safe to Breathe.

## **SUCSESSES / CHALLENGES**

About 700 air quality complaints were received in fiscal year 2004. The Air Program responds to all complaints by telephone, prioritizing those that actually receive a field inspection. This year 66% of complaints received by the Air Program were followed up with an on-site inspection. Some complaint situations needed multiple follow-up inspections to address the concerns of the complainants and to ensure compliance with air quality requirements. There was one large penalty settlement in this category - for violation of open burning requirements. The resulting fine, paid by the developer at fault, accounted for over half of the penalty dollar totals for this category.

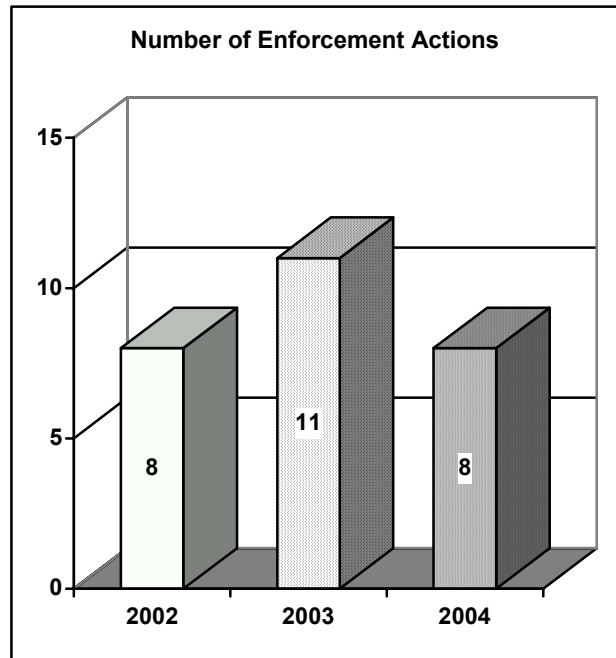
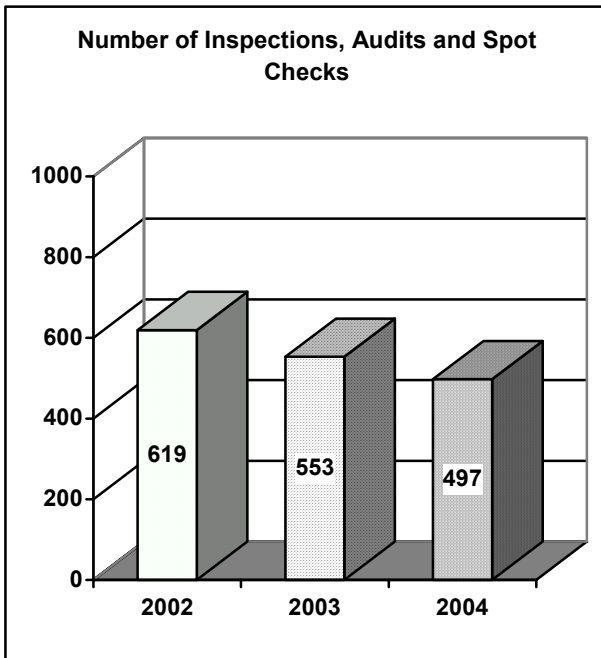
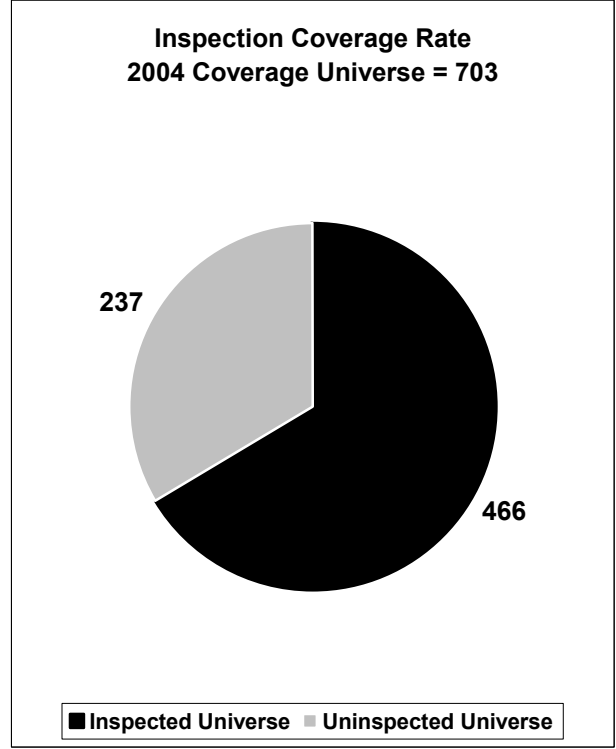
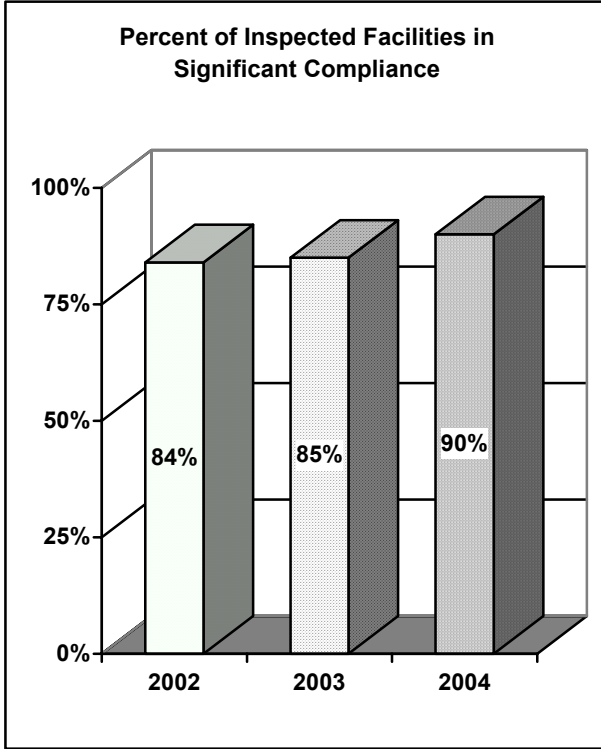


## Air Quality Complaints

	2004 Totals
<u>PERMITTED SITES/FACILITIES</u>	
No. of Permits/Registrations issued	N/A
No. of Permits/Registrations in effect at FY end	N/A
<u>OTHER REGULATED SITES/FACILITIES</u>	
Complaints received at all sites	703
Complaints received at unregistered/unpermitted sites	449
<u>INSPECTIONS</u>	
No. of Sites Inspected	272
No. of Inspections, Audits, Spot checks	497
No. of Initial Complaint Inspections at all sites	466
<u>COMPLIANCE PROFILE</u>	
No. of Inspected Sites/Facilities with Significant Violations	28
% of Inspected Sites/Facilities in Significant Compliance	90%
% of Inspected Sites/Facilities with Significant Violations	10%
Inspection Coverage Rate*	66%
<u>SIGNIFICANT VIOLATIONS</u>	
No. of Significant Violations involving Environmental/Health Impact	30
No. of Significant Violations based on Technical/Preventative Deficiencies	0
No. of Significant Violations carried over from previous FY	35
Total	65
<u>DISPOSITION OF SIGNIFICANT VIOLATIONS</u>	
Resolved	64
Ongoing	1
<u>ENFORCEMENT ACTIONS</u>	
No. of Compliance Assistance rendered	71
No. of Show Cause, Remedial, Corrective Actions Issued	0
No. of Stop Work Orders	0
No. of Injunctions Obtained	0
No. of Penalty & Other Enforcement Actions	8
No. of Referrals to Attorney General for possible Criminal Action	0
<u>PENALTIES</u>	
Amount of Administrative or Civil Penalties obtained	\$31,000

\*Coverage rate is computed as the number of initial complaint inspections at all sites divided by the number of complaints received at all sites.

# Air Quality Complaints



# Asbestos

## **PURPOSE**

The Asbestos and Industrial Hygiene Program manages the licensing of asbestos removal contractors and oversees their efforts when removing or encapsulating asbestos to assure that asbestos is handled in a manner that is protective of human health. Any project that involves demolition or the removal of more than 240 linear feet or more than 160 square feet of asbestos-containing material is subject to federal safety standards under EPA's National Emission Standards for Hazardous Air Pollutants (NESHAP) program. All projects are subject to additional requirements under state laws and regulations. Projects can range from something as small as a single pipe wrapping to a major removal project at a power plant or similarly large facility.

## **AUTHORITY**

FEDERAL: Clean Air Act, Title 1, Section 112

STATE: Environment Article, Title 6, Subtitle 4; COMAR 26.11

## **PROCESS**

Removing or encapsulating asbestos is required to be done by a contractor licensed by MDE for such purposes. The contractor is required to notify the Department of the location of the activity and the approximate amount of asbestos-containing material to be removed or encapsulated prior to undertaking the work. From the information contained in the notification, the Department will determine whether the project is required to meet federal safety standards. Approximately 25% to 30% of all asbestos projects undertaken are subject to federal program requirements. Projects subject to such requirements are considered a priority and an inspection will generally take place. Priority is also given to inspecting contractors with poor performance records, projects in close proximity to other priority projects (for inspection efficiency) and projects for which complaints have been lodged. The focus of an inspection is on determining whether a contractor is adhering to strict safety standards designed to protect workers and the public from exposure to asbestos. Because there is no safe level of exposure to asbestos, almost any violation is considered significant.

## **CONTRIBUTES TO MANAGING FOR RESULTS**

Goal #6: Ensuring the Air is Safe to Breathe

## **SUCCESSSES / CHALLENGES**

Contractors intending to abate asbestos are required to notify MDE. MDE inspects as many of these projects as possible, generally focusing on the more substantial projects. In FY 2004, the Program inspected 26% of sites that provided notification to MDE vs. 29% in FY 2003. This decline is attributed to an increasing number of asbestos notifications while the number of inspectors has stayed the same. The number of notifications received in FY04 was 3,529 which was an increase of 20% compared to FY03 in which 2,939 notifications were received.

## **INSPECTION COVERAGE RATE**

The inspection coverage rate is computed as the number of sites inspected divided by the number of notifications received. Note that the program receives notifications for any amount of asbestos that is disturbed. This will include notifications for one to two feet of removal in which the project will last for maybe two hours, to notification for thousands of linear and square feet, in which the project may last up to twelve months. State law governs the notification process for small projects, and requires only that the contractor notify the Department before the project begins. The larger projects are governed by federal requirements, and the contractor is required to notify at least ten days prior to beginning the project. It is more likely that an inspection will take place at a site where removal will last a day or more. The Program is required by state law to annually inspect at least one asbestos removal project by each contractor. The Program meets this requirement.

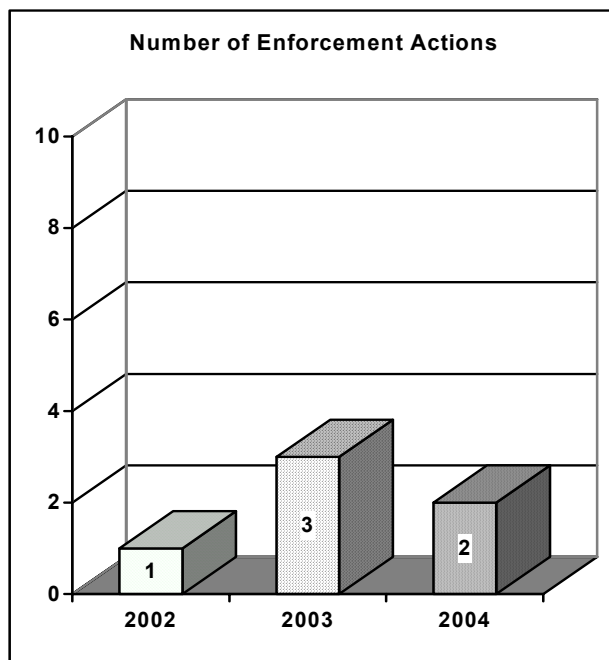
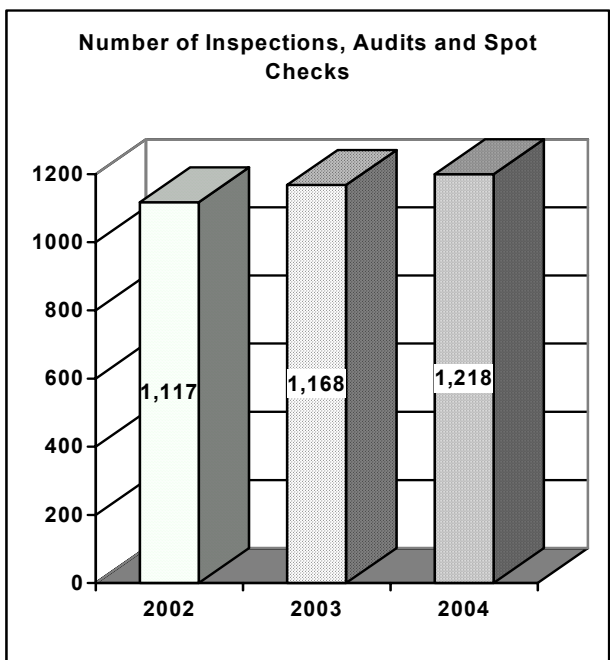
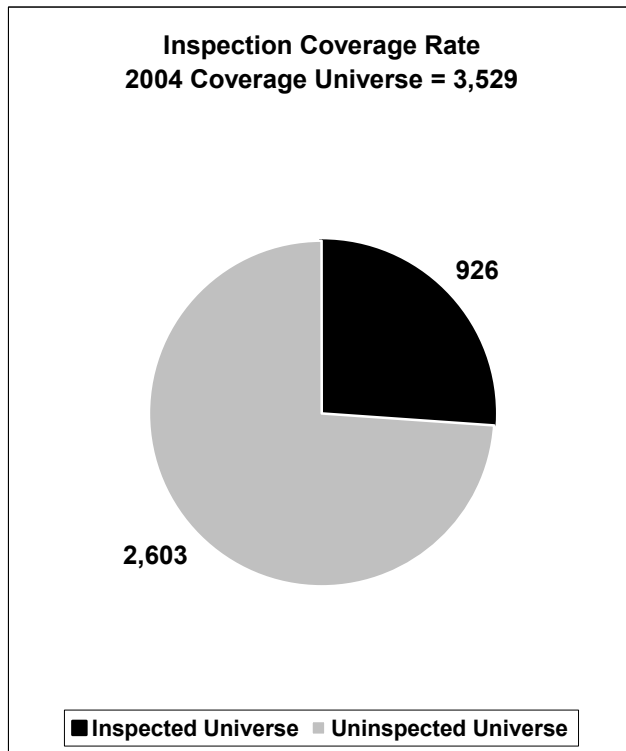
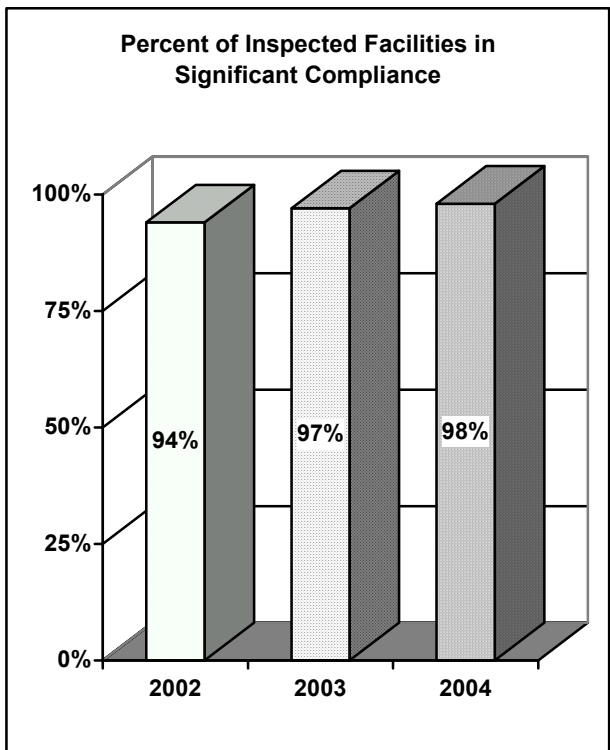
## Asbestos

	2004 Totals
<u>PERMITTED SITES/FACILITIES</u>	
Number of Permits/Licenses issued *	148
Number of Permits/Licenses in effect at Fiscal Year End	136
<u>OTHER REGULATED SITES/FACILITIES</u>	
Number of asbestos removal notifications received	3,529
<u>INSPECTIONS</u>	
Number of Sites inspected	926
Number of Inspections, Audits, Spot Checks	1,218
<u>COMPLIANCE PROFILE:</u>	
Number of Inspected Sites/Facilities with Significant Violations	16
% of Inspected Sites/Facilities in Significant Compliance	98%
% of Inspected Sites/Facilities with Significant Violations	2%
Inspection Coverage Rate **	26%
<u>SIGNIFICANT VIOLATIONS</u>	
Number of Significant Violations involving Environmental or Health Impact	49
Number of Significant Violations based on Technical/Preventative Deficiencies	4
Number of Significant Violations carried over awaiting disposition from Previous Fiscal year	35
Total	88
<u>DISPOSITION OF SIGNIFICANT VIOLATIONS</u>	
Resolved	39
Ongoing	49
<u>ENFORCEMENT ACTIONS</u>	
Number of Compliance Assistance rendered	63
Number of Show Cause, Remedial, Corrective Actions issued	0
Number of Stop Work Orders	0
Number of Injunctions obtained	0
Number of Penalty and Other Enforcement Actions	2
Number of Referrals to Attorney General for possible Criminal Action	0
<u>PENALTIES</u>	
Amount of Administrative or Civil Penalties obtained	\$29,000

\* Number of contractor licenses issued in FY

\*\* Coverage rate is computed as the number of sites inspected divided by the number of asbestos removal notifications received.

# Asbestos





**Radiological Health Program (RHP)**

# Radiation Machines Division

## PURPOSE

The RHP's Radiation Machines Division (RMD) mission is to regulate man-made electronic sources of radiation so as to minimize the amount of unnecessary radiation exposure received by the general public. These electronic radiation sources include dental and veterinary x-ray machines, mammography (breast imaging) machines, diagnostic and therapeutic/treatment radiation machines and electronic radiation devices such as accelerators, cyclotrons and other high energy machines used in medicine, research or industry.

State regulations, which derive in part from U. S. Department of Health and Human Services (DHHS) Food and Drug Administration (FDA) statutory requirements, require that all radiation exposures be "As Low As Reasonably Achievable" (ALARA). Such a requirement is necessary since excess radiation exposure can cause adverse health effects. Radiation protection is based on evidence that receiving numerous small exposures over time may have a detrimental effect similar to receiving a single large exposure since the radiation dose is cumulative. Although medical benefits of radiation diagnostic, therapy and treatment procedures far outweigh the potential risk of sustained biological damage, it is prudent to take every reasonable precaution when dealing with radiation. Documented human health impacts from radiation machine procedures have been rare but are on the rise with the increase in use of fluoroscopic procedures to replace invasive surgical procedures.

## AUTHORITY

FEDERAL: Radiation Control for Health and Safety Act of 1968, 21-CFR-1000;  
Mammography Quality Standards Act; 21-CFR-900

STATE: Environment Article, Title 8 "Radiation";  
COMAR 26.12. Radiation Management

## PROCESS

Dental and veterinary x-ray machines are inspected by the RMD on a 3-year cycle. Under a contractual arrangement with the U.S. FDA, mammography machines in federally certified facilities are inspected annually by the RMD. The mammography inspection reports are provided to the FDA for follow up enforcement actions. The FDA's enforcement actions are not included in the statistics presented in this report. Private inspectors licensed by the RMD perform inspections of all radiation-emitting machines in hospitals, private medical or industrial facilities and academic institutions. Licensing requirements include a review of formal education and health physics experience. Inspection priorities for these machines are based on the type of the machine, with inspection intervals ranging from 1 to 3 years. Following the RMD's review and approval of an inspection report from a private licensed inspector, the inspected machine is issued a State certification. An inspection involves testing the accuracy and intensity of the radiation beam, testing the accuracy of the dosage timer, and checking for proper film development procedures. A review of operator credentials and adherence to safety procedures may also be included as part of an inspection.



Following an inspection, appropriate follow-up activities are conducted to verify that all violations uncovered during the inspection are corrected. Facilities with significant violations and those that are not corrected in the required time frame (20 days) are targeted for enforcement action.

Dental, veterinary and mammography facilities are required to renew the radiation machine facility registrations of their x-ray equipment every two years. Facilities with x-ray machines that are subject to the certification procedures are required to renew the radiation machine facility registration of their equipment on the same schedule as their inspection frequency as presented in the chart below.

### **CONTRIBUTES TO MANAGING FOR RESULTS**

Goal #3: Reducing Maryland Citizens' Exposure to Hazards.

#### **SUCCESSSES / CHALLENGES:**

The dental compliance rate had been raised from a low of 16% in FY00 to a high in FY02 of 27%. In FY04, the rate dipped to 20% due to a reduction in outreach necessitated by a drop in staffing levels the past two years. Staffing shortages also caused a drop in the total number of dental facilities inspected by RMD staff in FY04.

Though significant compliance continues to decline, facilities have drastically improved response time to resolve cited violations. In FY03 and FY04, the time required for facilities to resolve cited violations has been successfully reduced from a previous high of 90 days in FY 00 to approximately 30 days from the date of inspection and with minimal effort by RMD staff.

At the end of FY04, approximately 100 dental facilities had not been inspected within three years. The backlog was created even though veterinary facility inspections in FY03 were postponed to address dental inspections. Veterinary facility inspections were reinstated to some degree in FY04 since there is a potential public health risk to veterinary workers during x-ray procedures. Additional staff are expected to be hired in FY05 as a result of increased revenues derived from fee increases taking effect in FY05.

As a result of increasing concerns over the severity of damage that has and could occur from the use of fluoroscopic machine usage, RMD conducted three meetings with fluoroscopic radiation machine stakeholders to draft regulations for in-house privileging of fluoroscopic x-ray machine operators. The draft regulations will begin the promulgation process in FY05 and are expected to become effective late FY05.

#### **INSPECTION COVERAGE RATE:**

For the purpose of the RMD, inspection coverage rate is computed by dividing the combined number of registered radiation machine facilities, the number of registered service providers, and the number of licensed private inspectors by the number of inspections performed during the fiscal year. The denominator would represent the universe regulated by the RMD. The inspection coverage rate will not equal more than 41% in a given fiscal year because of a statutory restriction that controls inspection frequency for dental facilities. By statute, a routine inspection of a dental radiation machine

facility is only permissible once every three years and inspection frequencies at non-dental facilities are linked to the certification frequencies specified by regulation. COMAR 26.12.02.02 requires all high-energy industrial and medical radiation machines to be inspected annually, low energy medical radiation machines biennially and low energy non-medical radiation machines every 3 years (see chart below). Third-party inspectors licensed by MDE perform the medical and industrial machine facility inspections. Mammography radiation machines are inspected every 10 to 14 months under the federal Mammography Quality Standards Act. These inspections are performed by trained and certified MDE inspectors under a contract with FDA.

The chart below shows the types of facilities regulated by the RMD listed in terms of radiation machine type or purpose and the frequency at which they are inspected. For clarity, please note that the words machine and tube are used interchangeably. (See below).

Facility Type	Registered X-ray Tubes*	Inspection Frequency
High Energy & Particle Accelerators	3 facilities, 4 Certified Tubes	Annual
Medical (Therapy) Accelerators	39 facilities, 58 Certified Tubes	Annual
Hospitals	62 facilities, 1131 Certified Tubes	Biennial
Physicians: Chiropractic, MD, GP, Podiatric	1253 facilities, 1746 Certified Tubes	Biennial
Industrial	197 facilities, 408 Certified Tubes	Triennial
Dental	2608 facilities, 8350 Tubes	Triennial
Veterinary	410 facilities, 497 Tubes	Triennial
Mammography (MQSA)	137 facilities, 223 tubes	Annual

\*Code of Maryland Regulations (COMAR) 26.12.03 states that “Radiation Machine”: means a device that is capable of producing radiation. On any radiation producing equipment with more than one x-ray tube, or other single point from which radiation may be emitted, each x-ray tube or radiation emission point is considered a separate radiation machine... “Tube” is defined in COMAR 26.12.01.01 as an x-ray tube or other single point from which radiation may be emitted.

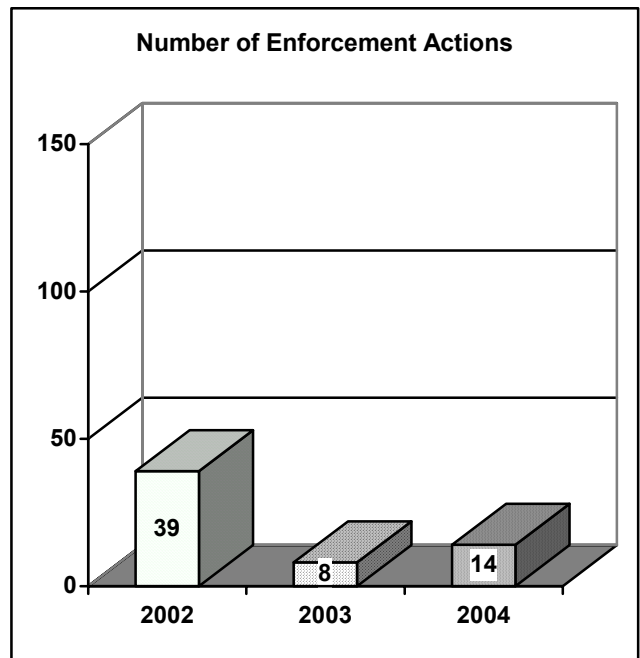
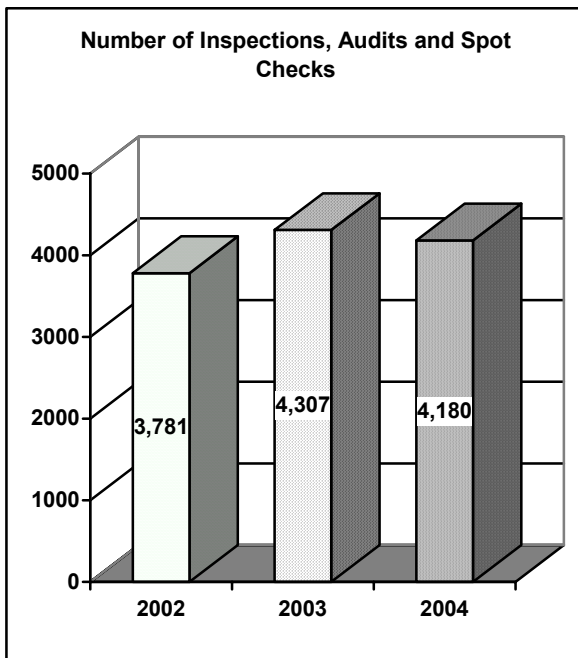
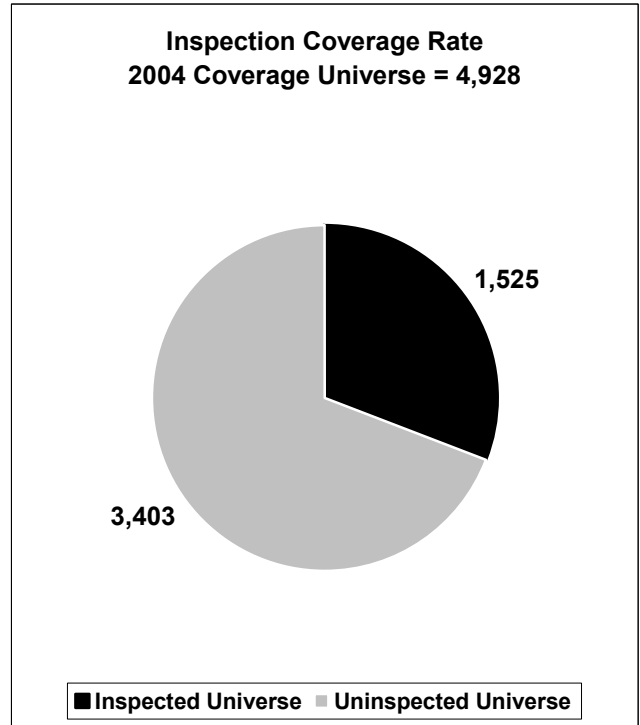
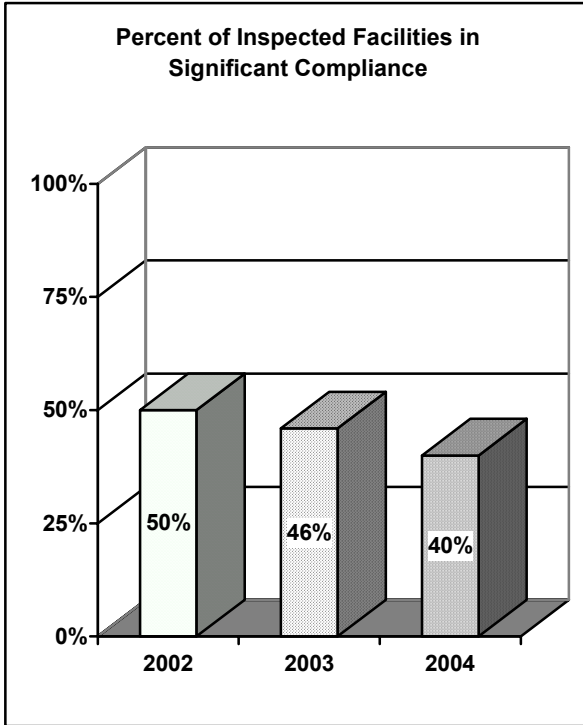
## Radiation Machines

	2004 Totals
<b><u>PERMITTED SITES/FACILITIES</u></b>	
Number of New Facility Registrations Issued	300
Number of Facility Registrations in effect at Fiscal Year End	4,709
<b><u>OTHER REGULATED SITES/FACILITIES</u></b>	
Number of Service Companies Registered at FY end *	150
Number of Licensed Private Inspectors at FY End *	69
Number of Plan review or area surveys reviewed at FY End *	170
<b><u>INSPECTIONS</u></b>	
Number of Sites inspected	1,525
Number of Inspections, Audits, Spot Checks	4,180
<b><u>COMPLIANCE PROFILE:</u></b>	
Number of Inspected Sites/Facilities with Violations	911
% of Inspected Sites/Facilities in Significant Compliance	40%
% of Inspected Sites/Facilities with Significant Violations	60%
Inspection Coverage Rate **	31%
<b><u>SIGNIFICANT VIOLATIONS</u></b>	
Number of Significant Violations involving Environmental or Health Impact	0
Number of Significant Violations based on Technical/Preventative Deficiencies	2,420
Number of Significant Violations carried over awaiting disposition from Previous Fiscal year	307
Total	2,727
<b><u>DISPOSITION OF VIOLATIONS</u></b>	
Resolved	2,514
Ongoing	213
<b><u>ENFORCEMENT ACTIONS</u></b>	
Number of Compliance Assistance rendered	1,685
Number of Show Cause, Remedial, Corrective Actions issued	0
Number of Stop Work Orders	0
Number of Injunctions obtained	0
Number of Penalty and Other Enforcement Actions	14
Number of Referrals to Attorney General for possible Criminal Action	0
<b><u>PENALTIES</u></b>	
Amount of Administrative or Civil Penalties obtained	\$33,830

\* measure added in fy02

\*\* Coverage is computed as the number of sites inspected divided by the sum of the number of facility registrations, the number of registered service providers and the number of licensed private inspectors. Plan reviews were not considered since each of those should be at sites that would be included as permitted sites.

# Radiation Machines Program



# **Radiological Health Program(RHP) Radioactive Materials Licensing and Compliance**

## **PURPOSE**

The RHP's Radioactive Materials Licensing and Compliance Division (RAMLCD) regulates the use, handling and control of both generally and specifically licensed radioisotopes in Maryland. RAMLCD is mandated to protect the health and safety of radiation workers and the members of the public and minimize radioactive contamination of the environment. Examples of facilities that use and handle radioactive materials are hospitals, cancer treatment centers, private medical practices, construction industry, research and development firms, academic institutions, nuclear pharmacies, and manufacturers and distributors of sealed sources and devices (SS&D). The RAMLCD issues specific radioactive material licenses to these facilities based on the nature and use of the radioisotopes, the training and experience of the facility's Radiation Safety Officer and radioactive materials users and the sufficiency of the radiation safety program and the facility to protect the public from unnecessary radiation exposure. The RAMLCD issues SS&D Evaluations after detailed analysis of radiation safety and engineering information submitted by Maryland companies who intend to manufacture and/or distribute new sealed radiation sources or devices containing sealed radiation sources or to modify existing SS&D Certifications.

## **AUTHORITY**

FEDERAL: Atomic Energy Act of 1954, as amended;  
10 CFR (Nuclear Regulatory Commission) Parts 1-171

STATE: Environment Article, Title 8; "Radiation";  
COMAR 26.12. Radiation Management

## **PROCESS**

The RAMCLD inspects the above-described facilities to determine compliance with Maryland radiation regulations and specific license conditions. Inspections may be performed over a 1-4 day period by one inspector or a team of inspectors, depending upon the size and complexity of the license. Inspection frequencies range from annually to every 5 years and may be modified for specific licensees with a history of repeat or serious violations. When an inspection reveals that a licensee has violations, an enforcement conference may be scheduled during which the RAMLCD will provide guidance to ensure that the violations will not reoccur. Follow-up inspections are performed at these facilities to verify that corrective actions have been implemented. For several years, however, the inspections of one Maryland facility, the only remaining national manufacturer of cobalt-60 teletherapy sources, have been conducted at a semi-annual frequency due to continued serious compliance issues. Otherwise, the frequency of an inspection is determined by quantity, activity and toxicity of the radioisotope(s), the potential hazards resulting from the radioactive material use, and the nature of the facility itself. Inspections routinely focus on a compliance review of Maryland radiation regulations, the conditions of the specific license and the licensee's adherence to radiation safety procedures and practices.

Additionally, the RAMLCD conducts investigations throughout Maryland in response to radioactive materials incident reports, complaints regarding disruption of radiation safety at licensed facilities or worksites, upon notification that a facility has relocated without proper authorization or when advised of the possibility that a facility with an expired license may still be using radioactive materials. The Division also oversees the decommissioning of previously licensed radioactive materials facilities and conducts safety evaluations on radioactive material sources and devices distributed by Maryland manufacturers. Additionally, the division performs inspections on at least 25% of the radiation operations conducted in Maryland by out-of-State licensees under reciprocal recognition of their license. The number of out-of-state licensees performing reciprocity varies from year to year depending on weather conditions, the amount of construction being performed and business trends. This will cause a variation in the number of reciprocity inspections performed. Examples of these licensees include industrial radiographers, building and road construction using moisture/density gauges, lead paint analyzers and industrial gauges for measuring material thickness and density. Finally, the RAMLCD responds to radiation emergencies, such as transportation accidents involving radioisotopes, or the activation of radiation monitors at landfills, incinerators or metal processing facilities, and is also prepared to respond and assist with nuclear power plant accidents. Each year the Division participates in a federally evaluated emergency exercise involving a simulated accident at either the Calvert Cliffs Nuclear Power Plant or the Peach Bottom Atomic Power Station. These exercises test the Department's preparedness for responding to a radiation accident. The RAMLCD also participates in national investigations and safety evaluations addressing concerns derived from accidents, allegations, incidents or malfunctions of any sealed source or device.

## **CONTRIBUTES TO MANAGING FOR RESULTS**

Goal #3: Reducing Maryland's Citizens Exposure to Hazards.

## **SUCCESSSES / CHALLENGES**

This Program continues to address the protection of the public from unnecessary exposure to radiation. Successes in FY 04 included improved efficiency and expediency in reviewing complex sealed source and device certification applications, specifically the evaluation and approval of devices containing radioisotopes used for cancer therapy across the country. Maryland operates under an agreement with the Nuclear Regulatory Commission (NRC) in managing our radioactive materials program. A review of Maryland's radioactive materials program in FY04 led to a finding that the program is adequate to protect the public health and safety and compatible with the NRC's regulatory requirements. Also, RAMCLD recently amended its agreement with the NRC allowing Maryland radioactive material inspectors to conduct certain compliance inspections against established facility safeguard criteria. Full training and adequate implementation of this amendment will continue to be a challenge.

## **INSPECTION COVERAGE RATE**

The RAMLCD defines the inspection coverage rate as the number of licenses inspected divided by the total number of licenses in effect plus the total number of out-of-state licenses authorized to work under reciprocity during the fiscal year. The RHP inspects about 25% of the out of state licenses each year. The following chart shows the inspection

frequency, the number of licenses that are inspected at that frequency and an example of the type of licenses:

<b>Inspection Frequency</b>	<b>Number of Licenses</b>	<b>Examples of License Types</b>
Annual	37	Academic & Medical Research Nuclear Pharmacies Gamma Knife (cancer therapy) Remote Afterloader (cancer therapy) Industrial Radiography
2 Years	12	Mobile Medical Vans
3 Years	137	Hospitals Brachytherapy (cancer therapy) Medical Offices
5 Years	409	Fill/Density Gauges Nuclear Pacemakers

Notes for above table:

Licenses inspected in the annual, 2-year and 3-year inspection frequencies are the most complex and represent those types of radioactive material activities with the greatest radiation hazard to users and members of the general public.

Facility radioactive material inspections are resource intensive. Onsite facility inspection times vary from .5 day with 1 inspector for the 5-year inspection frequency, 1-2 day inspection with one or two inspectors for 2 and 3-year inspection frequencies, to a 4-day inspection with three inspectors for certain extremely complex annual inspections

*This page intentionally left blank.*

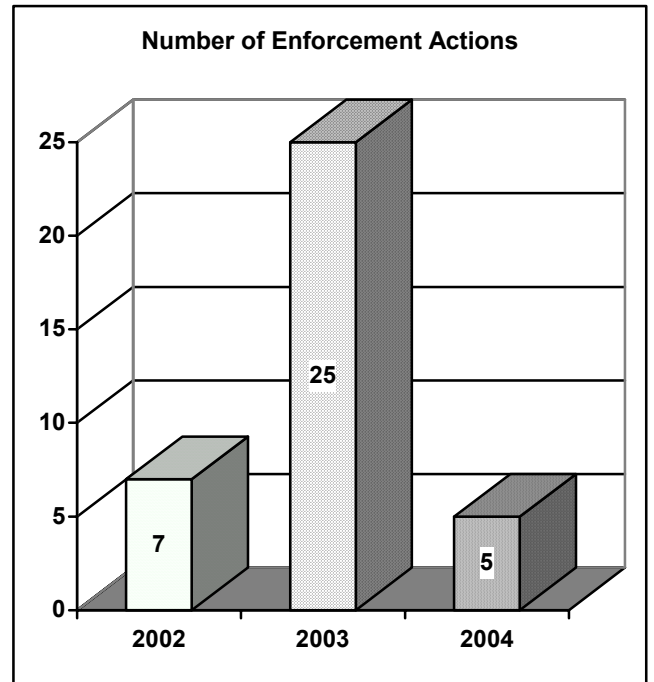
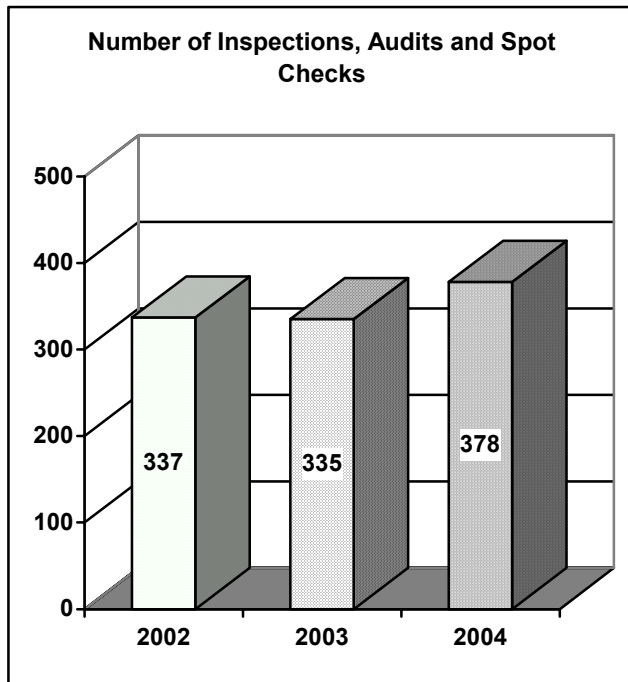
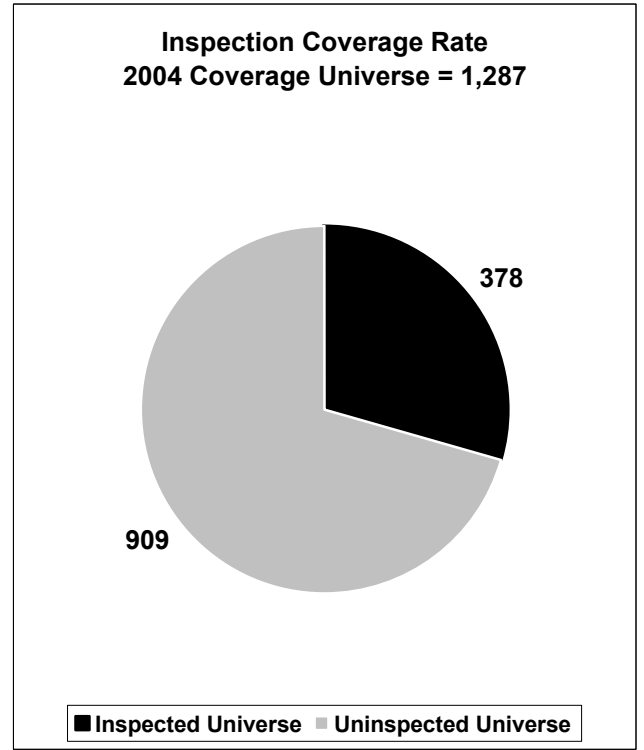
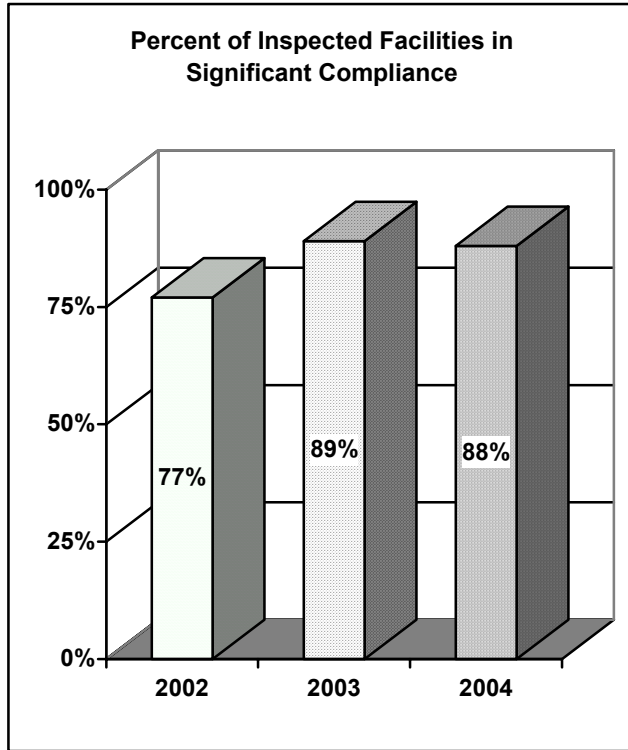


## Radioactive Materials

	2004 Totals
<b><u>PERMITTED SITES/FACILITIES</u></b>	
Number of Permits/Licenses issued	491
Number of Permits/Licenses in effect at Fiscal Year End	595
<b><u>OTHER REGULATED SITES/FACILITIES</u></b>	
Sources from Other Jurisdictions	692
<b><u>INSPECTIONS</u></b>	
Number of Sites inspected	378
Number of Inspections, Audits, Spot Checks	378
<b><u>COMPLIANCE PROFILE:</u></b>	
Number of Inspected Sites/Facilities with Significant Violations	47
% of Inspected Sites/Facilities in Significant	88%
% of Inspected Sites/Facilities with Significant Violations	12%
Inspection coverage Rate *	29%
<b><u>SIGNIFICANT VIOLATIONS</u></b>	
Number of Significant Violations involving Environmental or Health Impact	0
Number of Significant Violations based on Technical/Preventative Deficiencies	177
Number of Significant Violations carried over awaiting disposition from Previous Fiscal year **	10
Total	187
<b><u>DISPOSITION OF SIGNIFICANT VIOLATIONS</u></b>	
Resolved	135
Ongoing	52
<b><u>ENFORCEMENT ACTIONS</u></b>	
Number of Compliance Assistance rendered	1,195
Number of Show Cause, Remedial, Corrective Actions issued	0
Number of Stop Work Orders	0
Number of Injunctions obtained	0
Number of Penalty and Other Enforcement Actions	5
Number of Referrals to Attorney General for possible Criminal Action	0
<b><u>PENALTIES</u></b>	
Amount of Administrative or Civil Penalties obtained	\$13,350

\* Coverage is computed as the number of licenses inspected divided by the sum of the number of permits/licenses in effect plus the number of sources from other jurisdictions since each could be cause for inspection.

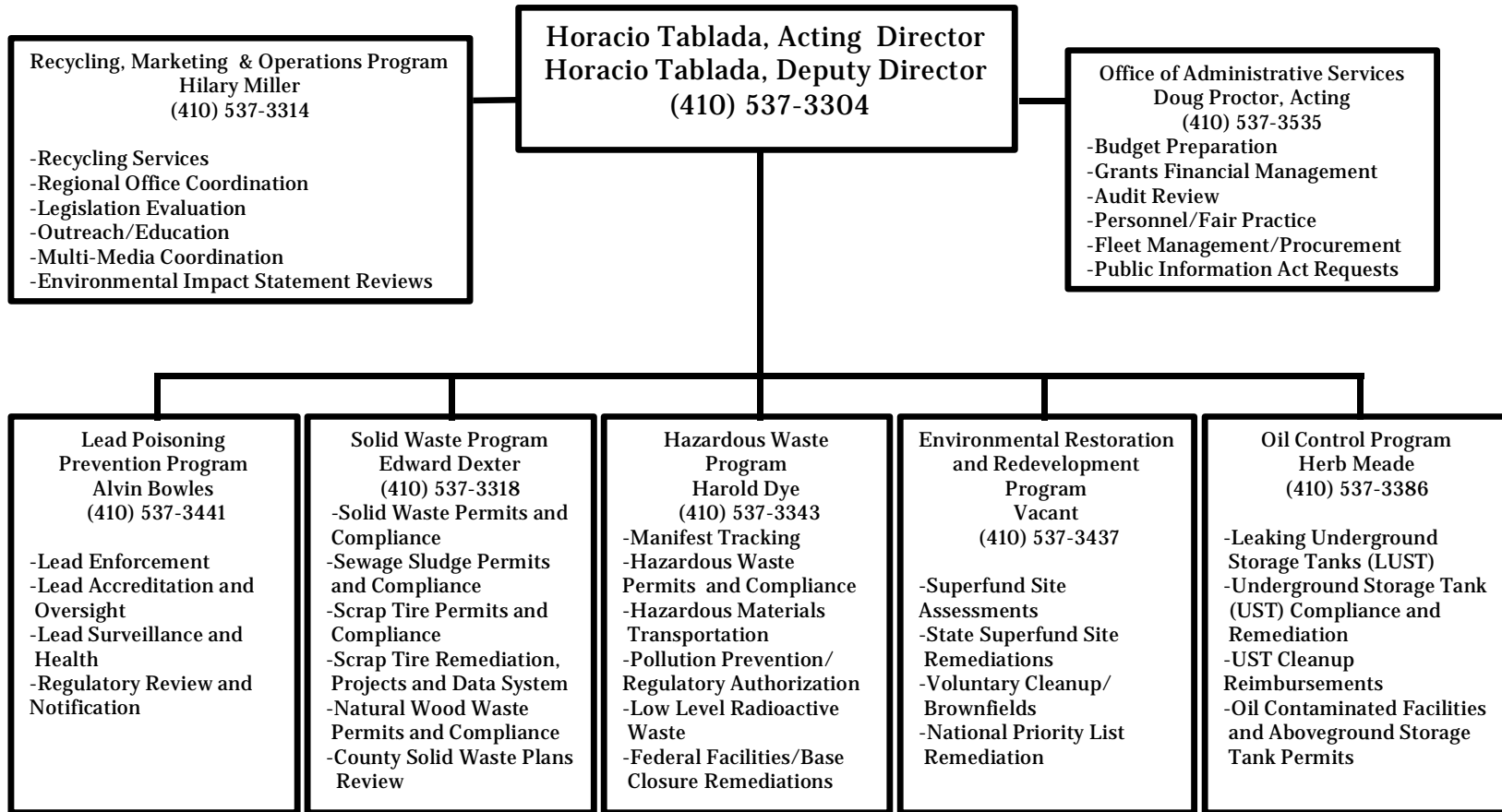
# Radioactive Materials





**WASTE MANAGEMENT ADMINISTRATION**

## WASTE MANAGEMENT ADMINISTRATION



Updated 8/17/2004

# Environmental Restoration And Redevelopment

## **PURPOSE**

The purpose of this program is to protect public health and the environment by identifying sites that are, or potentially are, contaminated by controlled hazardous substances. Once identified, the sites are prioritized for remedial activities. The sites are then listed on the State Master List and in the Disposal Site Registry.

## **AUTHORITY**

FEDERAL: Comprehensive Environmental Response, Compensation and Liability Act  
(CERCLA)

STATE: Environment Article, Title 7, Subtitle 2; COMAR 26.14

## **PROCESS**

The Department conducts environmental assessments that include investigation and sampling of sites to determine whether cleanup is necessary. If necessary, remedial activities include cleanup of sites contaminated with controlled hazardous substances. Assessments and cleanups are conducted based on available resources. The Disposal Site Registry ranks those sites that are the highest priority for investigation and remedial action based on the federal Hazard Ranking System score.

## **CONTRIBUTES TO MANAGING FOR RESULTS GOALS:**

Goal #1: Promoting land redevelopment and urban revitalization.

Goal #3: Reducing exposure to hazards.

## **SUCCESSSES/CHALLENGES:**

The number of sites on the State Master List at the end of FY 2004 was 367. During the year an additional 10 sites were moved to the Formerly Investigated Sites category for a total of 69 sites given this designation. The Disposal Site Registry included 22 National Priority Listed (NPL) sites, addressed by USEPA under the federal CERCLA or Superfund law. Although no preliminary assessments of State Master List sites were conducted, 16 brownfields assessments, 1 expanded site investigation, 4 site investigations, and 2 Formerly Used Defense Site surveys of State Master List sites were conducted during FY 2004.

During FY 2004 the Program monitored the effectiveness of the remedial actions implemented at the Bush Valley Landfill (BVL) site. Monitoring of the BVL site found that landfill gas was migrating off-site. Consequently, an appropriate landfill gas collection system was installed to address this off site migration.

The Program has also been working with EPA on three active private NPL sites in the State. Two of the sites are in Cecil County: the Sand, Gravel and Stone (MSGs) site and

the Spectron site. A Record of Decision (RoD) for Operable Unit 1 of the Spectron site was finalized during FY 2004. The third and very challenging site is the Central Chemical site in Washington County. Progress has been slow at this site; however, the remedial investigation of the site was underway during FY 2004.

# Hazardous Waste

## **PURPOSE**

The Resource Conservation and Recovery Act (RCRA) established a system for controlling the disposition of hazardous waste from generation until its ultimate disposal. The Hazardous Waste Program regulates the management of hazardous wastes through the review and issuance of hazardous waste treatment, storage, or disposal (TSD) facility permits. The Program assists the U.S. Environmental Protection Agency in the review, issuance, and monitoring of Corrective Action Permits. It enforces all permits and regulated activities involving hazardous waste generators, transporters, and facilities through inspections, monitoring, and initiation of compliance actions, including issuance of site complaints and development of formal legal actions.

## **AUTHORITY**

FEDERAL: Resource Conservation and Recovery Act (RCRA) - Subtitle C

STATE: Environment Article, Title 7, Subtitle 2; COMAR 26.13

## **PROCESS**

The Hazardous Waste Program's Enforcement Division is responsible for violation discovery and compliance activities. The focus of the enforcement program is on hazardous waste treatment, storage, and disposal facilities that pose the greatest threat to public health and the environment, have been previously cited for violations, or continue to be out of compliance. Enforcement and compliance is accomplished by scheduled inspections of permitted TSD facilities, unannounced inspections of large quantity generators of hazardous waste, and investigations of complaints. All permitted facilities are inspected at least once a year. Large quantity generators are inspected once every three years.

## **CONTRIBUTES TO MANAGING FOR RESULTS**

Goal #3: Reducing Exposure to Hazards.

## **SUCCESSSES/CHALLENGES:**

The Hazardous Waste Program ensures protection of public health and the environment from releases of hazardous waste. The success of over 20 years of the Program in Maryland has resulted in the inspection, permitting, tracking, and regulatory activities becoming more routine and practical, with fewer, if any, major or dramatic diversions from compliance. It should also be noted that there has been a trend toward decreasing numbers of permitted hazardous waste TSD facilities in Maryland in recent years.

In FY 1997, there were 31 permitted TSD facilities in Maryland. At the start of FY 2004, there were 23 permitted facilities. This total dropped to 21 by the end of the year. The fewer number of TSD facilities is believed to be a direct result of better waste management and waste minimization activities at both large and small quantity generators of hazardous waste, which reduces the quantity of hazardous waste generation and, thus, the need for treatment and disposal of hazardous waste. The workload for the Program remains high, however, since there are thousands of small quantity generators and hundreds of large quantity generators requiring inspection.

Only about two percent (2%) of all facilities that generate or manage hazardous waste are being inspected with current resources. This is down from three percent (3%) for FY 2003. However, the Program continues to meet its EPA federal grant commitments and continues to achieve a compliance rate of over 90% for inspected facilities. For FY 2004, the compliance rate was 93%.



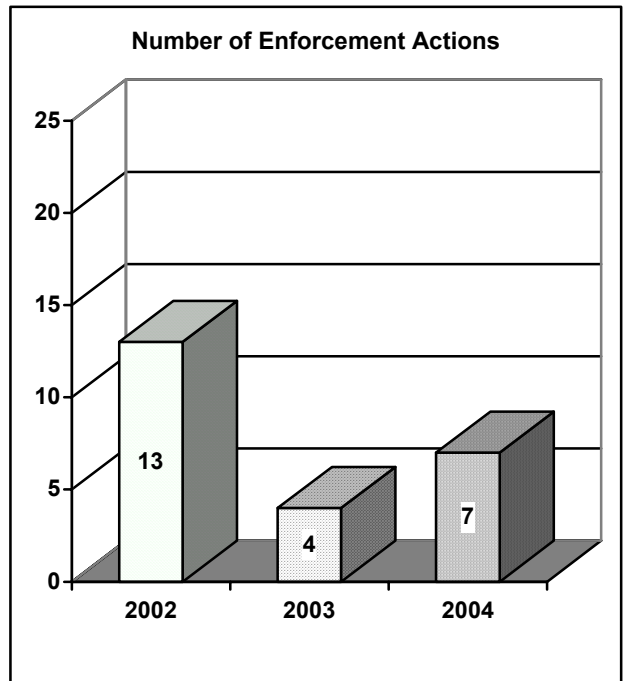
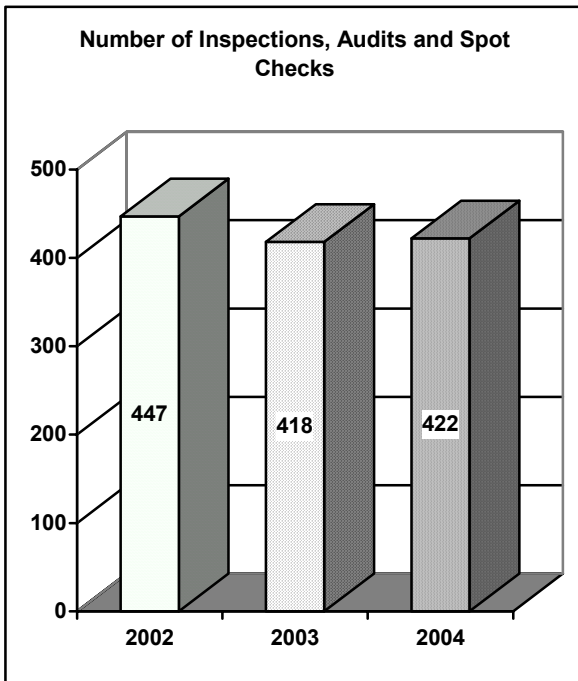
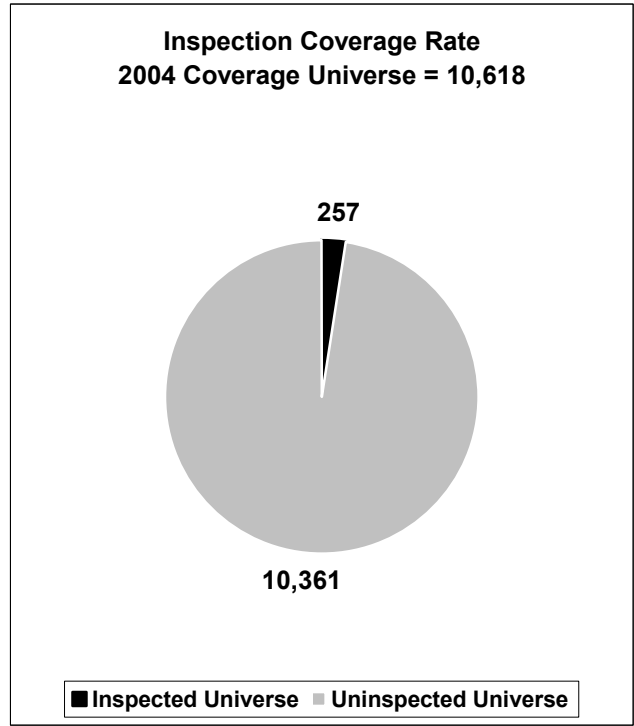
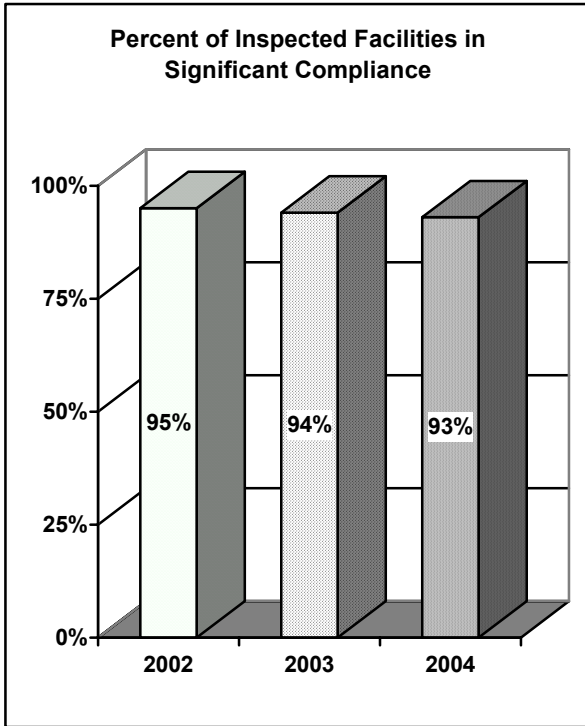
## Hazardous Waste

	2004 Total
<b><u>PERMITTED SITES/FACILITIES</u></b>	
Number of Permits/Licenses issued	3
Number of Permits/Licenses in effect at Fiscal Year End	21
<b><u>OTHER REGULATED SITES/FACILITIES</u></b>	
Number of Generators and Haulers	10,597
Number of new EPA identification numbers issued	772
<b><u>INSPECTIONS</u></b>	
Number of Sites inspected *	257
Number of Inspections, Audits, Spot Checks	422
<b><u>COMPLIANCE PROFILE:</u></b>	
Number of Inspected Sites/Facilities with Significant Violations	18
% of Inspected Sites/Facilities in Significant Compliance	93%
% of Inspected Sites/Facilities with Significant Violations	7%
Inspection coverage Rate **	2%
<b><u>SIGNIFICANT VIOLATIONS</u></b>	
Number of Significant Violations involving Environmental or Health Impact	6
Number of Significant Violations based on Technical/Preventative Deficiencies	12
Number of Significant Violations carried over awaiting disposition from Previous Fiscal year	5
Total	23
<b><u>DISPOSITION OF SIGNIFICANT VIOLATIONS</u></b>	
Resolved	16
Ongoing	7
<b><u>ENFORCEMENT ACTIONS</u></b>	
Number of Compliance Assistance rendered	8
Number of Show Cause, Remedial, Corrective Actions issued	0
Number of Stop Work Orders	0
Number of Injunctions obtained	0
Number of Penalty and Other Enforcement Actions	7
Number of Referrals to Attorney General for possible Criminal Action	2
<b><u>PENALTIES</u></b>	
Amount of Penalties obtained	\$7,500

\* All 21 permitted facilities were inspected and are included in the total.

\*\* Coverage rate above is computed as the total number of sites inspected and dividing that by the sum of the total number of permits/licenses in effect and the number of generators and haulers.

# Hazardous Waste



# Lead Poisoning Prevention

## PURPOSE

Lead Poisoning Prevention includes oversight of activities designed to reduce the incidence of childhood lead poisoning. These activities involve accreditation and oversight of lead abatement services contractors, maintaining a registry of rental properties, maintaining a registry of lead-poisoned children, and regulatory enforcement.

## AUTHORITY

FEDERAL: Toxic Substances Control Act

STATE: Environment Article, Title 6, Subtitles 8 & 10; COMAR 26.16 and Environment Article, Title 7, Subtitle 2; COMAR 26.02

## PROCESS

Affected properties (rental dwelling properties) must meet a risk reduction standard when a change of occupancy occurs. Contractors that are accredited by MDE carry out inspections and lead paint abatement services. Accreditation and oversight of private inspectors and contractors involves a multi-step process and includes MDE approved training sessions. In addition, inspection contractors must demonstrate that they have a specific level of experience and submit a protocol to MDE for the work they are being accredited to perform. In order for MDE to be eligible for federal housing and lead poisoning prevention program funding, USEPA requires certain categories of inspectors and supervisors of abatement work to take a third party/independent exam. Refresher courses are required every two years to maintain accreditation.

Property registration is required to identify the supply of available rental housing that has been certified as having met the risk reduction standard. Owners of affected properties must renew the registration annually. An annual unit fee is paid into the Lead Poisoning Prevention Fund for the establishment of a Community Outreach and Education program and for the administration of the program.

Maryland law requires that all blood lead level test results be reported to MDE, which in turn reports all results for children considered at risk to the local Health Departments for case management.

## CONTRIBUTES TO MANAGING FOR RESULTS

Goal #3: Reducing Exposure to Hazards.

## SUCCESSSES/CHALLENGES:

It was found that the number of children with blood lead levels equal to or greater than 10ug/dl has decreased for the tenth consecutive year Statewide. It is noteworthy to report

that the number of children statewide with elevated blood lead declined from 2,297 children in 2002 to 1,719 children in 2003.

There was an increase in registrations above what had been expected, caused by the finding by the federal Department of Housing and Urban Development (HUD) that Section 8, federal assistance housing, is required to comply with the Maryland lead law. MDE has made efforts statewide to inform property owners and housing authorities of this finding. More of these rental dwelling units will be registered as this information becomes known.

This year's report shows a significant increase in compliance assistance. The number of inspections conducted by private contractors returned to FY 2001 and FY 2002 levels, probably as a result of better weather conditions for repairs throughout the year. MDE inspections increased by 26%, returning to near the FY 2002 inspection level, also due to improved weather conditions. The number of enforcement actions slightly increased.

## Lead Poisoning Prevention

	2004 Total
<b>PERMITTED SITES/FACILITIES</b>	
Number of Permits/Licenses issued (Accreditations)	1,214
Number of Permits/Licenses (Accreditations) in effect at Fiscal Year End *	2,465
<b>OTHER REGULATED SITES/FACILITIES</b>	
Rental Dwelling Units Registered this FY **	21,461
Total Rental Dwelling Units in Registered Properties current FY ***	175,214
Affected Properties Registered as of end of FY	90,355
<b>INSPECTIONS</b>	
Number of Sites Inspected	22,326
By Accredited Lead Paint Service Providers	20,714
By MDE	1,612
Number of Inspections, Audits, Spot Checks	22,736
By Accredited Lead Paint Service Providers	20,714
By MDE	2,022
<b>COMPLIANCE PROFILE:</b>	
Number of Inspected Sites/Facilities with Significant Violations	454
% of Inspected Sites/Facilities in Significant Compliance	72%
% of Inspected Sites/Facilities with Significant Violations****	28%
Inspection coverage Rate *****	25%
<b>SIGNIFICANT VIOLATIONS</b>	
Number of Significant Violations involving Environmental or Health Impact	454
Number of Significant Violations based on Technical/Preventative Deficiencies	0
Number of Significant Violations carried over awaiting disposition from Previous FY	624
Total	1,078
<b>DISPOSITION OF SIGNIFICANT VIOLATIONS</b>	
Resolved	317
Ongoing	761
<b>ENFORCEMENT ACTIONS</b>	
Number of Compliance Assistance rendered	278
Number of Show Cause, Remedial, Corrective Actions issued	457
Number of Stop Work Orders	0
Number of Injunctions obtained	8
Number of Penalty and Other Enforcement Actions	0
Number of Referrals to Attorney General for possible Criminal Action	0
<b>PENALTIES</b>	
Amount of Penalties obtained	\$348,647

\* The total number of Accreditations in effect as of end of FY. This number includes Inspectors, Risk Assessors, Supervisors, Instructors, Courses of Instruction and Contractors involved in lead related activities in Maryland.

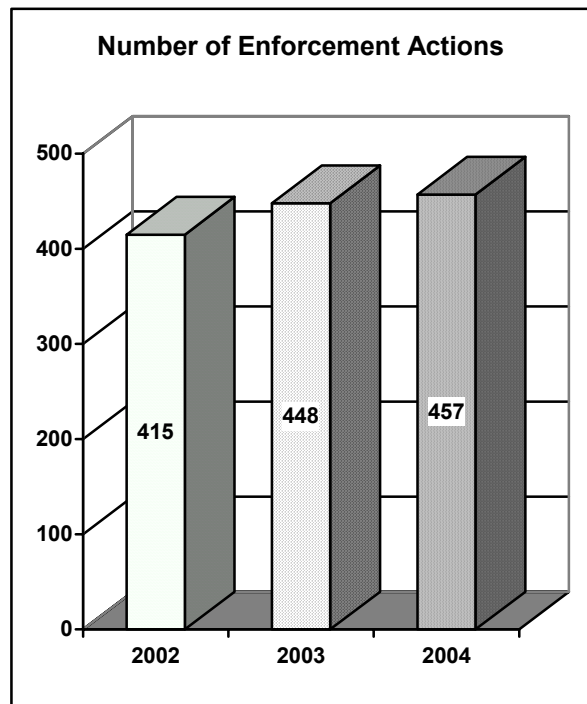
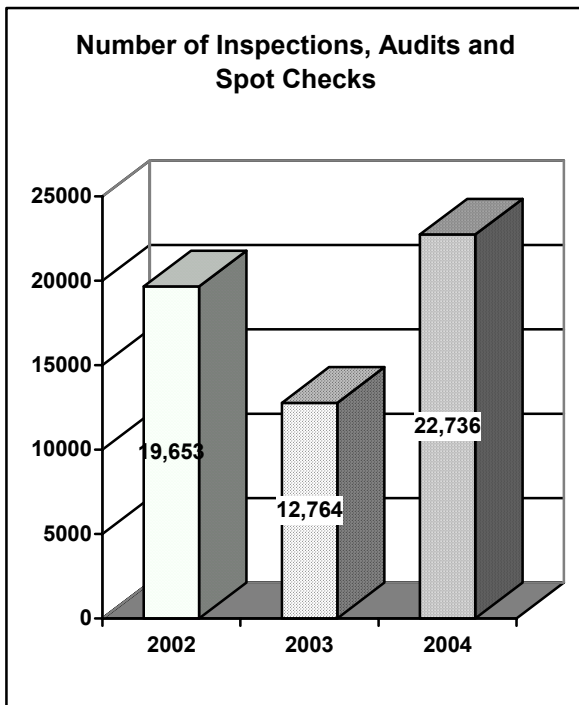
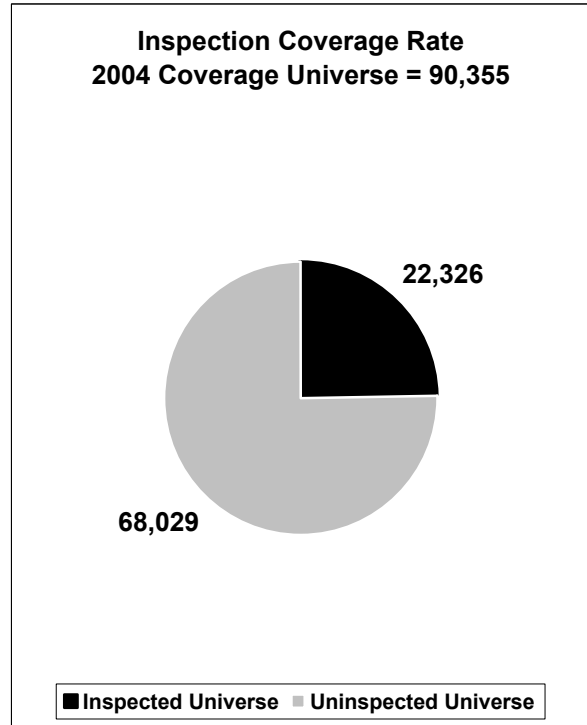
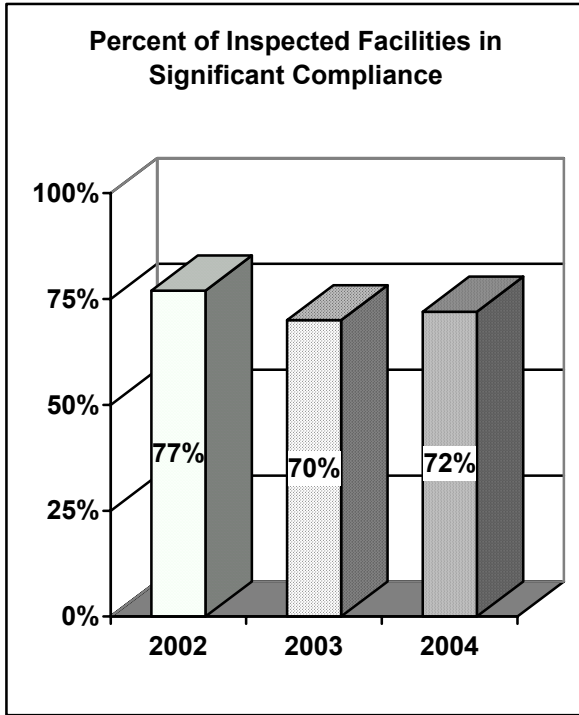
\*\* Years prior to FY2003 tracked only new registrations; This year's number currently includes renewal tracking also.

\*\*\* FY2003 reflected only current registered units as of end of FY (105,901) in error. Cumulative number was 167,208. FY2004 is cumulative.

\*\*\*\*The compliance rate reflects the percentage of affected properties with lead paint where MDE conducted complaint investigations, poisoned child investigations, oversight inspections of private contractors, compliance inspections, and course audits and where significant violations were found. For FY2000 and earlier, inspections by accredited lead paint service providers were included in the calculation.

\*\*\*\*\* Coverage rate above is computed as the total number of sites inspected and dividing that by the total number of Affected Properties Registered. Please note there is not a regulatory requirement for annual inspection of these properties.

# Lead Poisoning Prevention



# Oil Aboveground Facilities

## **PURPOSE**

The Oil Control Program performs a broad range of activities in regard to the safe handling, storage, and remediation of petroleum products across the State of Maryland. The Program issues permits and performs oversight for aboveground storage facilities; oil contaminated soil, and the transportation of oil products in Maryland. The Program also issues permits related to discharge activities and awards and audits licenses for the import of petroleum products into Maryland.

## **AUTHORITY**

STATE: Environment Article, Title 4, Subtitle 4; COMAR 26.10

## **PROCESS**

Regional environmental compliance specialists (ECS) schedule routine inspections of the facilities. During the inspection, facility conditions are documented and the permittee is advised of the status of compliance. If corrective action is warranted, the facility is directed in accordance with Department guidelines and procedures. The inspection frequency can be adjusted as conditions warrant. In addition, staff engineers, tasked with writing permits for these facilities, visit facilities prior to the renewal of a permit. These site visits may lead to the discovery of violations, which require enforcement follow up inspections by the environmental compliance specialist. The ECS is also responsible for response to oil spills throughout the State in regard to facilities that do not require a permit.

## **CONTRIBUTES TO MANAGING FOR RESULTS**

Goal #2: Ensuring Safe and Adequate Drinking Water.

## **SUCCESSSES/CHALLENGES:**

The combination of compliance assistance, regular permit application and review, and enforcement has resulted in improved management of aboveground storage tanks containing petroleum within the State. Inspections continued to increase for this reporting period from 2,120 in FY 2003 to 2,454 in FY 2004. The trend in spill response increase continued from 899 in FY 2003 to 962 in FY 2004. The Program feels that this spill response trend may continue as the above ground storage tank population ages and tank integrity declines. Permit application reviews, permit renewal site visits, and random inspections continue to reveal violations that, if left un-addressed, would result in releases to the environment or catastrophic tank failure during a fire or other emergency at a facility.

*This page intentionally left blank.*



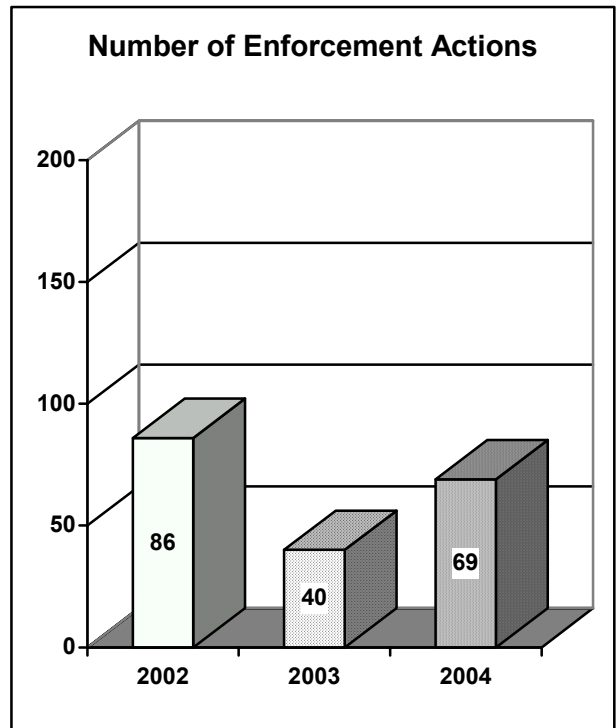
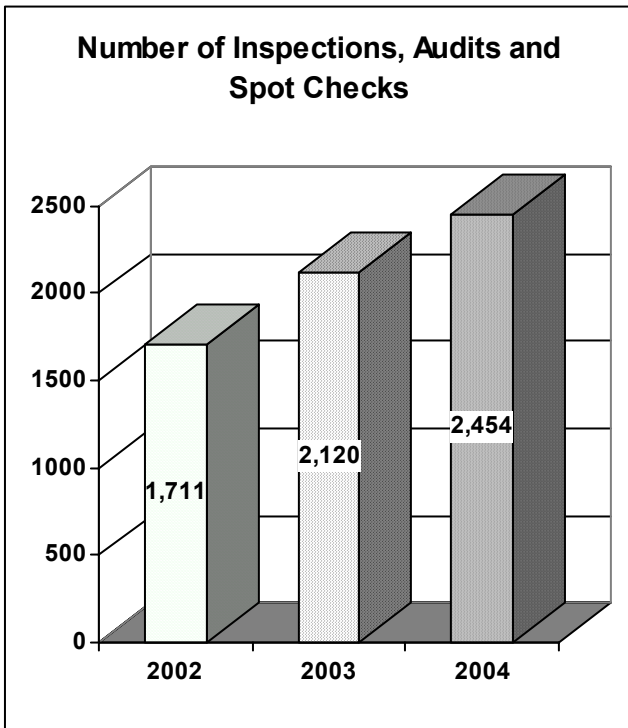
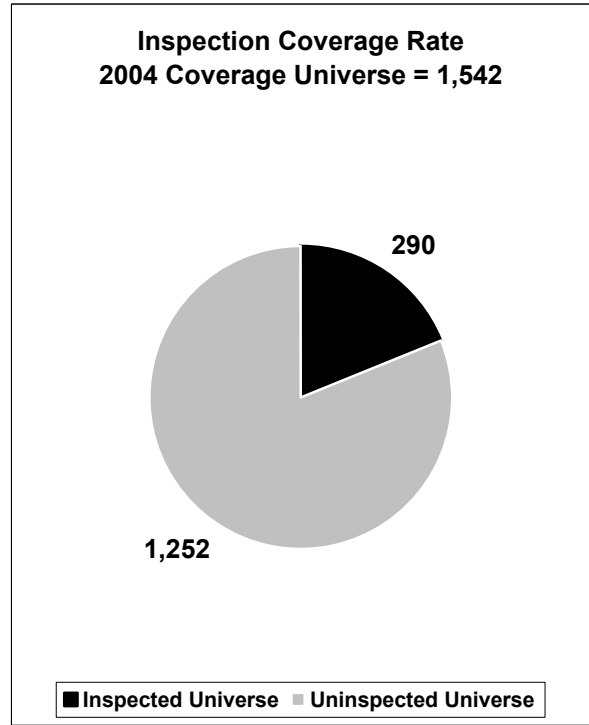
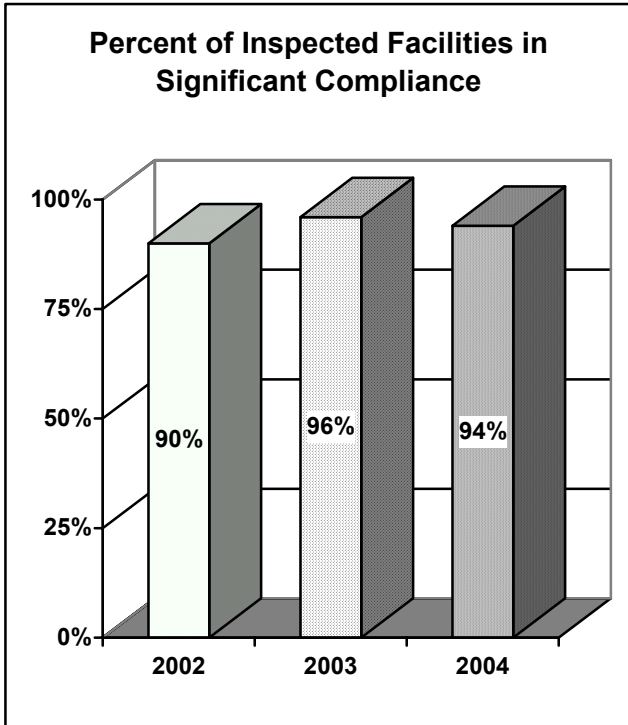
## Oil Aboveground Facilities

	2004 Totals
<b><u>PERMITTED SITES/FACILITIES</u></b>	
Number of Permits/Licenses Issued	588
Number of Permits/Licenses in Effect *	1,542
<b><u>OTHER THAN PERMITTED REGULATED ENTITIES</u></b>	
Spill Response to AST sites less than permitted capacity	962
<b><u>INSPECTIONS</u></b>	
Number of Sites Inspected	1,252
Number of Permitted Sites Inspected	290
Number of Inspections, Audits, Spot Checks	2,454
<b><u>COMPLIANCE PROFILE:</u></b>	
Number of Inspected Sites/Facilities with Significant Violations	70
% of Inspected Sites/Facilities in Significant Compliance	94%
% of Inspected Sites/Facilities with Significant Violations	6%
Inspection coverage Rate **	19%
<b><u>SIGNIFICANT VIOLATIONS</u></b>	
Number of Significant Violations involving Environmental or Health Impact	54
Number of Significant Violations based on Technical/Preventative Deficiencies	8
Number of Significant Violations carried over awaiting disposition from Previous Fiscal qtr	22
Total Significant Violations	84
<b><u>DISPOSITION OF SIGNIFICANT VIOLATIONS</u></b>	
Resolved	21
Ongoing	63
<b><u>ENFORCEMENT ACTIONS</u></b>	
Number of Compliance Assistance Rendered	1,971
Number of Show Cause, Remedial, Corrective Actions Issued	0
Number of Stop Work Orders	0
Number of Injunctions Obtained	0
Number of Penalty and Other Enforcement Actions (not included in above)	69
Number of referrals to Attorney General for possible Criminal Action	0
<b><u>PENALTIES</u></b>	
Amount of Penalties Obtained	\$16,300

\* Permits/licenses. This includes Oil Above Ground Storage Tanks and Oil Contaminated Soil Operations. The Oil (Contaminated Soil) Operations Permit is issued to facilities within the State of Maryland that store and/or treat soil contaminated with petroleum product from underground storage tank leaks or surface spills. Due to the small number of facilities involved, these numbers were incorporated into the Oil Aboveground Facilities numbers beginning in Fiscal Year 1999.

\*\* Coverage rate above is computed as the total number of permitted sites inspected and dividing that by the sum of the total number of permits/licenses in effect. Spill response to AST sites less than permitted capacity is part of the Program's universe. However, this number is not included in the inspection coverage rate in order to not bias the evaluation of the Program's goal to visit each permitted site on an annual basis.

# Oil Aboveground Facilities



# Oil Pollution Remediation Activities

## **PURPOSE**

In addition to permitting, licensing, surface spill response, and enforcement activities for petroleum facilities and underground storage tanks, the Oil Control Program oversees remediation activities at sites where petroleum products have been discharged and are impacting soil or groundwater. The oversight ensures that responsible parties remediate the site in a timely manner, protecting the public's health and the environment. These sites include, for the most part, gasoline service stations, both operating and closed. They also include businesses that have their own petroleum distribution systems for use in vehicle fleets and heating oil systems. Program approved remediation is being carried out in an environmentally protective manner at these sites.

## **AUTHORITY**

FEDERAL: Resource Conservation and Recovery Act - Subtitle I

STATE: Environment Article, Title 4, Subtitle 4; COMAR 26.10

## **PROCESS**

Groundwater and soil cleanups are technical in nature, usually requiring numerous site visits and meetings. When a release of petroleum product is reported to the Department, a team is assigned to investigate. The team of specialists will prioritize the response effort to the release, based on product type, amount released, and potential impacts from the release. Each site is in violation by virtue of the fact that a discharge has occurred. Inspection frequency is also determined as site-specific conditions warrant. During the inspection of remedial sites, conditions are documented and the responsible party is given direction and advised of the status of compliance. There are cases where the responsible party fails to perform the necessary steps to remediate the discharge. If enforcement action is warranted, the action will be performed in accordance with Department guidelines and procedures.

## **CONTRIBUTES TO MANAGING FOR RESULTS**

Goal #2: Ensuring Safe and Adequate Drinking Water.

## **SUCCESSSES/CHALLENGES:**

The field activity performed by the Oil Control Program staff continues to reflect the commitment in time and resources needed to adequately oversee the cleanups performed by responsible parties in the State. Multiple site visits during the fiscal year are needed to ensure compliance with approved corrective action plans, especially at release sites that could impact drinking water wells. The Program has found that a strong field presence and frequent communication with the responsible party, in lieu of high penalties, achieves compliance leaving more assets available for cleanup at the site. This approach has more often than not resulted in the containment of releases to the property where they occurred and for those that had already migrated off the site, the implementation of a remedial response that prevents further migration.

During this reporting period, there continued to be an increase in identified sites from 2,418 in FY 2003 to 2,675 in FY 2004. The Program feels that this increase will continue as new releases are discovered and the petroleum storage systems continue to age. Number of sites inspected, number of inspections, and number of compliance assistance actions rendered increased from 769, 4,454, and 4,385 respectively, in FY 2003 to 843, 5,320, and 5,189 respectively, in FY 2004. In addition, the percentage of inspected sites/facilities in significant compliance increased by 4% from FY 2003 to FY 2004. These increases are attributable to the reassignment and adjustment of staff responsibilities and the emphasis on improved compliance.

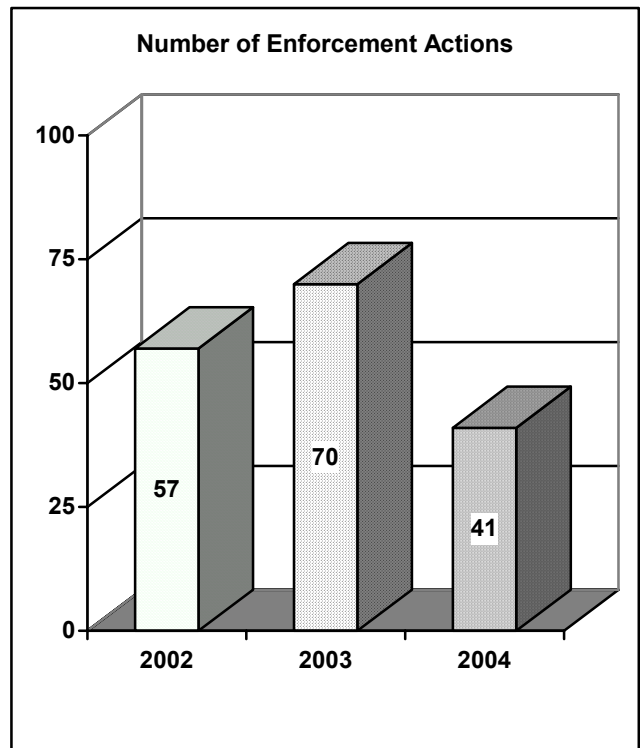
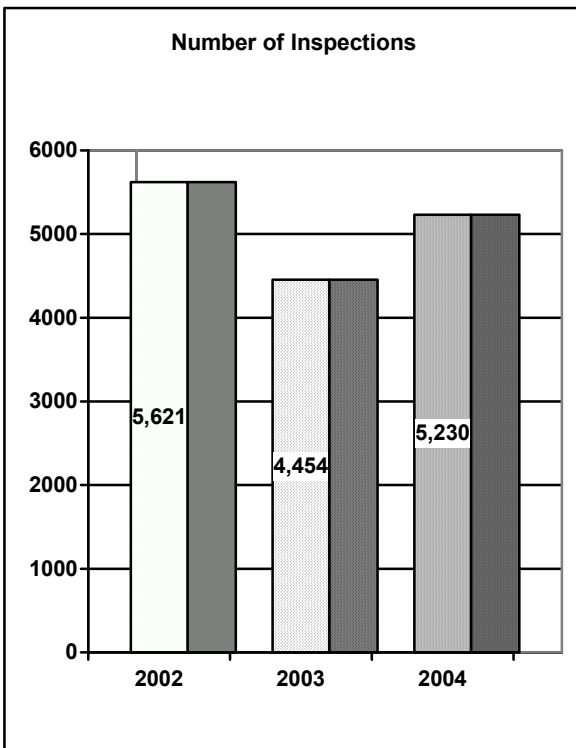
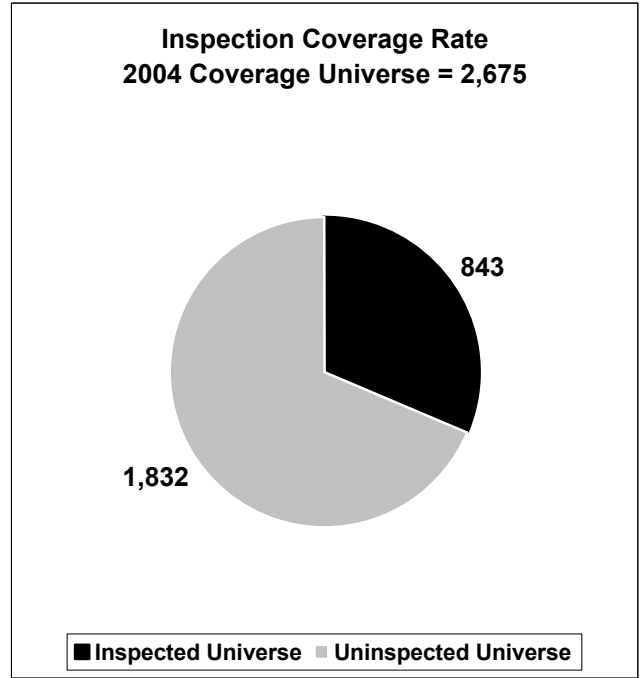
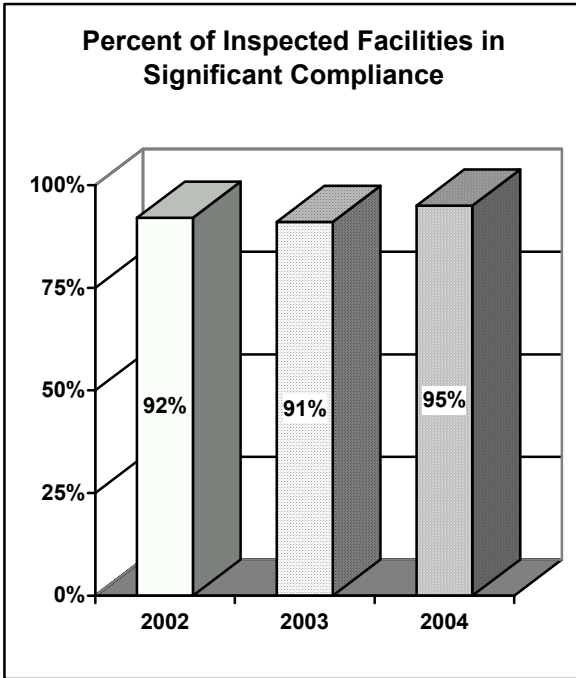
# Oil Pollution Remediation Activities

	2004 Totals
<b><u>PERMITTED SITES/FACILITIES</u></b>	
Number of Permits/Licenses issued	N/A
Number of Permits/Licenses in effect at Fiscal Year End	N/A
<b><u>OTHER REGULATED SITES/FACILITIES</u></b>	
Identified Locations where there is a discharge impacting soil or groundwater. MDE approved remediation being conducted in an environmentally protective manner. *	2,675
<b><u>INSPECTIONS</u></b>	
Number of Sites inspected	843
Number of Inspections, Audits, Spot Checks	5,230
<b><u>COMPLIANCE PROFILE:</u></b>	
Number of Inspected Sites/Facilities with Significant Violations	41
% of Inspected Sites/Facilities in Significant Compliance	95%
% of Inspected Sites/Facilities with Significant Violations	5%
Inspection coverage Rate **	32%
<b><u>SIGNIFICANT VIOLATIONS</u></b>	
Number of Significant Violations involving Environmental or Health Impact	41
Number of Significant Violations based on Technical/Preventative Deficiencies	0
Number of Significant Violations carried over awaiting disposition from Previous Fiscal year	60
Total	101
<b><u>DISPOSITION OF SIGNIFICANT VIOLATIONS</u></b>	
Resolved	4
Ongoing	97
<b><u>ENFORCEMENT ACTIONS</u></b>	
Number of Compliance Assistance rendered	5,189
Number of Show Cause, Remedial, Corrective Actions issued	1
Number of Stop Work Orders	0
Number of Injunctions obtained	0
Number of Penalty and Other Enforcement Actions	40
Number of Referrals to Attorney General for possible Criminal Action	0
<b><u>PENALTIES</u></b>	
Amount of Penalties obtained	\$646,121

\* Prior to FY 1999, this number only included releases from federally regulated UST motor fuel. After FY99 the number reflects all oil releases that have impacted the subsurface environment from any oil UST, AST or transport facility. Wording was changed in FY02 to reflect this definition.

\*\* Coverage rate is computed as the total number of sites inspected and dividing that by the total number of identified locations where there is groundwater or soil impact.

# Oil Pollution Remediation Activities



# Oil Underground Storage Tank Systems

## **PURPOSE**

The underground storage tank function of the Oil Control Program (OCP) is a prevention program that seeks to reduce the severity of releases associated with the storage of regulated substances in UST systems throughout the State of Maryland. This is accomplished through ensuring compliance with operational requirements at sites that include local neighborhood service stations, oil terminals, churches, hospitals, schools, and military facilities.

## **AUTHORITY**

FEDERAL: Resource Conservation and Recovery Act - Subtitle I

STATE: Environment Article, Title 4, Subtitle 4; COMAR 26. 10.

## **PROCESS**

The Program assists tank owners in the prevention of the release of regulated substances by ensuring compliance with detailed State and federal regulations. These include release detection, corrosion and overfill prevention, insurance requirements, and construction standards. All regulated UST systems in Maryland must be registered with the Department and they are maintained in a comprehensive database. All tank technicians must pass a MDE test and maintain a certification with the Program.

## **CONTRIBUTES TO MANAGING FOR RESULTS**

Goal # 2: Ensuring Safe and Adequate Drinking Water.

## **SUCCESSSES/CHALLENGES:**

The implementation of an effective compliance program continues to represent a significant challenge and depends heavily on the voluntary compliance of the regulated community. For other than heating oil UST systems, the leak prone bare steel construction of UST systems has been replaced by modern UST systems designed to prevent leaks. The number of sites inspected continues to remain at previous years' levels. The program is struggling with how to increase inspection numbers. A third party inspection program is being contemplated for this program. The facilities that were inspected showed an 87% compliance rate, down slightly from 89% in FY 2003.

*This page intentionally left blank.*



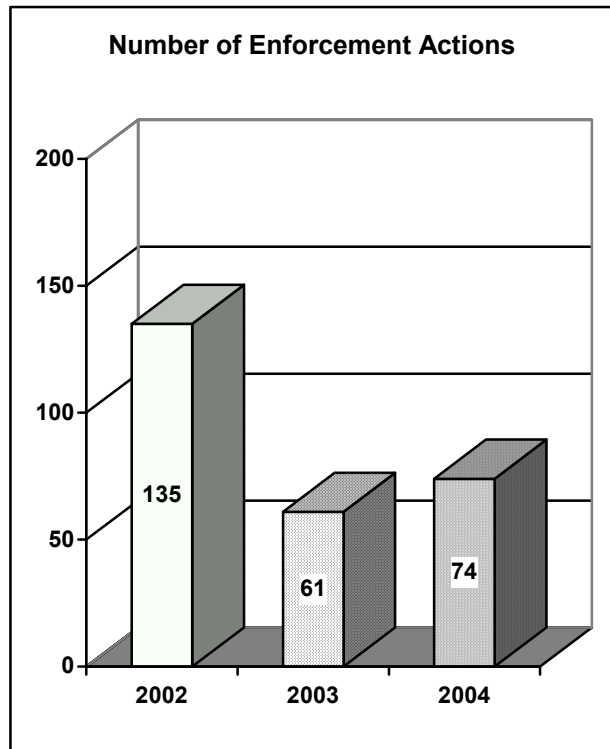
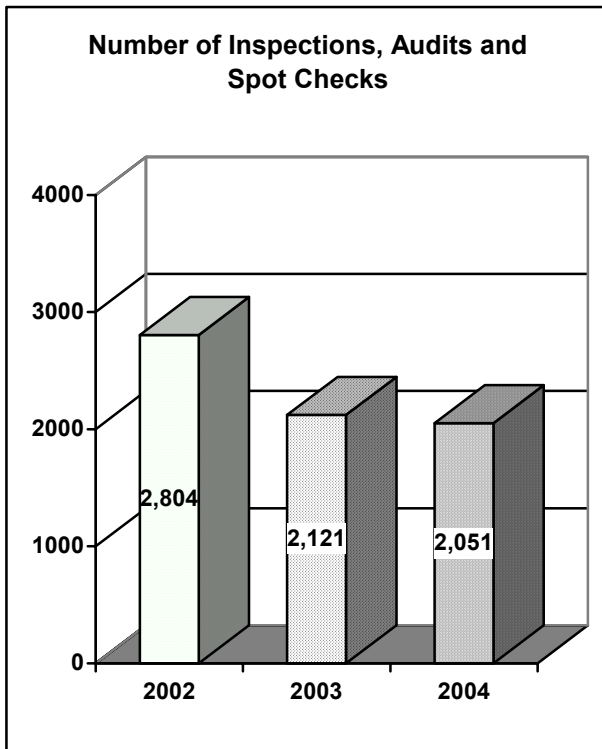
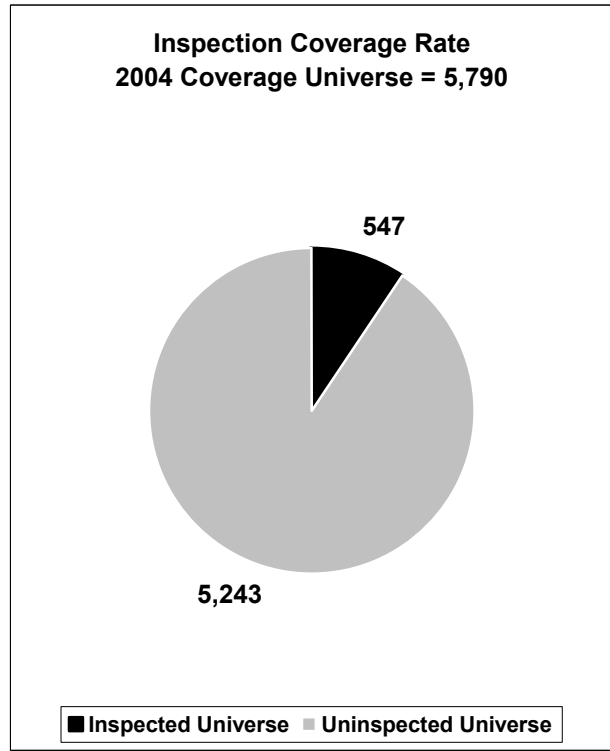
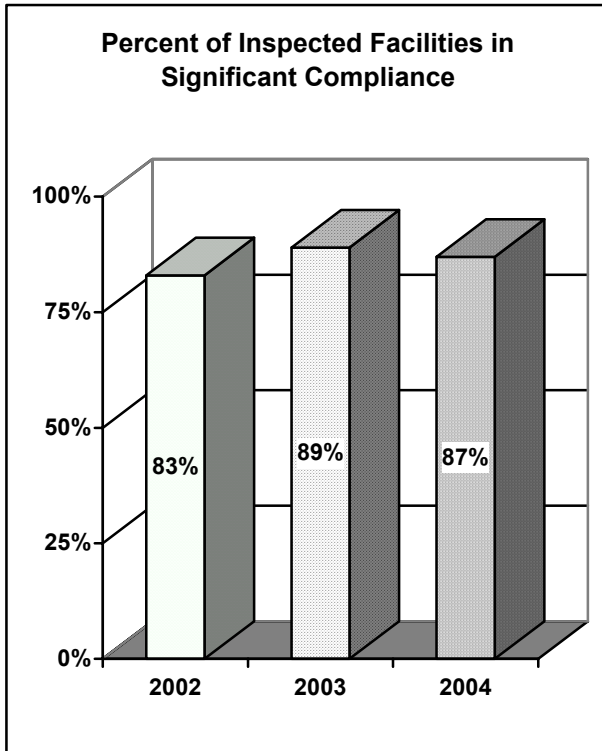
## Oil Underground Storage Tank Systems

	2004 Total
<b><u>PERMITTED SITES/FACILITIES*</u></b>	
Number of Permits/Licenses issued (Technician & Remover Certifications)	186
Number of Permits/Licenses (Technician & Remover Certifications) in effect at Fiscal Year End	361
<b><u>OTHER REGULATED SITES/FACILITIES</u></b>	
Registered underground storage tank sites	5,790
<b><u>INSPECTIONS</u></b>	
Number of Sites inspected	547
Number of Inspections, Audits, Spot Checks	2,051
<b><u>COMPLIANCE PROFILE:</u></b>	
Number of Inspected Sites/Facilities with Significant Violations	73
% of Inspected Sites/Facilities in Significant Compliance	87%
% of Inspected Sites/Facilities with Significant Violations	13%
Inspection coverage Rate **	9%
<b><u>SIGNIFICANT VIOLATIONS</u></b>	
Number of Significant Violations involving Environmental or Health Impact	0
Number of Significant Violations based on Technical/Preventative Deficiencies	73
Number of Significant Violations carried over awaiting disposition from Previous Fiscal year	37
Total	110
<b><u>DISPOSITION OF SIGNIFICANT VIOLATIONS</u></b>	
Resolved	10
Ongoing	100
<b><u>ENFORCEMENT ACTIONS</u></b>	
Number of Compliance Assistance rendered	1,978
Number of Show Cause, Remedial, Corrective Actions issued	1
Number of Stop Work Orders	0
Number of Injunctions obtained	0
Number of Penalty and Other Enforcement Actions	73
Number of Referrals to Attorney General for possible Criminal Action	0
<b><u>PENALTIES</u></b>	
Amount of Penalties obtained	\$37,151

\*Certified UST technicians and removers are part of the regulated community and, therefore, the inspection universe, and are included in the Report FY2000 forward.

\*\* Coverage rate above is computed as the total number of sites inspected and dividing that by the total number of registered UST sites. Technician and Remover Certifications are part of the Program's universe. However, this number is not included in coverage rate in order not to bias the evaluation of the Program's goal to visit each underground storage tank system on a routine basis.

# Oil Underground Storage Tank Systems



# Refuse Disposal

## **PURPOSE**

Improper handling of society's byproducts in the form of domestic, commercial, and industrial wastes can pose direct threats to both the public health and the quality of Maryland's water resources. The Solid Waste Program is responsible for two important elements of environmental regulation: the review of the technical information needed to support application for new solid waste disposal facilities and the inspection and enforcement of regulations at permitted and unpermitted disposal facilities. Regulated solid waste acceptance facilities include municipal landfills, rubble landfills, land clearing debris landfills, non-hazardous industrial waste landfills, municipal incinerators, solid waste processing facilities, and transfer stations.

## **AUTHORITY**

FEDERAL: Resource Conservation and Recovery Act - Subtitle D; 40 CFR 257 and 258D  
STATE: Environment Article, Title 9, Subtitle 2; COMAR 26.04.07

## **PROCESS**

Permits are required for the construction and operation of solid waste acceptance facilities. The permits ensure that facilities are designed and operated in a manner protective of public health and the environment. The permit review activities cover a broad range of environmental and engineering elements to ensure state-of-the-art techniques protect the State's surface water, groundwater, air, and other natural resources. Routine unannounced inspections are performed at the facilities to ensure compliance.

Inspectors also spend a large percentage of their time investigating complaints regarding unpermitted facilities and open dumps. The compliance staff performs inspections and investigations to find, stop, and clean up illegal dumps and reduce the problems they cause, including odor, soil erosion, discharges of pollutants to surface water, and groundwater pollution. Corrective orders and penalties may be issued for violations in accordance with Department guidelines and procedures.

Compliance activities also include environmental monitoring and remediation. Geologists and engineers review groundwater monitoring and soil gas data to detect aqueous or gaseous pollutants, which may be migrating through the ground from landfills and dumpsites. When releases are detected, plans for landfill caps, groundwater and gas extraction, and treatment systems are required, subject to review and approval by MDE prior to implementation.

## **CONTRIBUTES TO MANAGING FOR RESULTS**

Goal #2: Ensuring Safe and Adequate Drinking Water.

**SUCSESSES/CHALLENGES:**

The Solid Waste Program's refuse disposal inspection coverage rate increased during FY 2004 to 96% from 90% in FY 2003, as the number of sites inspected increased slightly to 212. In addition, the percentage of inspected facilities in significant compliance increased by 4% from the previous year, and seven more significant violations were resolved.

The Solid Waste Program's number of inspections increased from 757 in FY 2003 to 900 in FY 2004 and the number of compliance assistance actions rendered increased from 55 in FY 2003 to 83 in FY 2004. This reflects a focus by the Program on the inspection media that could present the most risk if operations are not managed properly.

The Solid Waste Program continues to be challenged by staff shortages and the need to retain trained inspectors. The Program operates solely on general funds. Attempts have been made to secure a fee system, but have failed. The Department continues to work with stakeholders to reach consensus and develop an appropriate fee mechanism to provide additional resources to improve solid waste permitting and improve services to the citizens of Maryland.

## Refuse Disposal

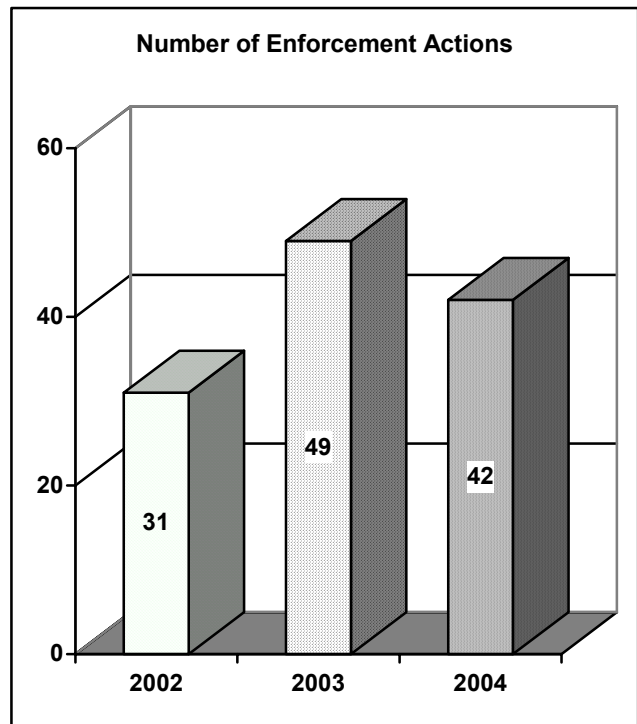
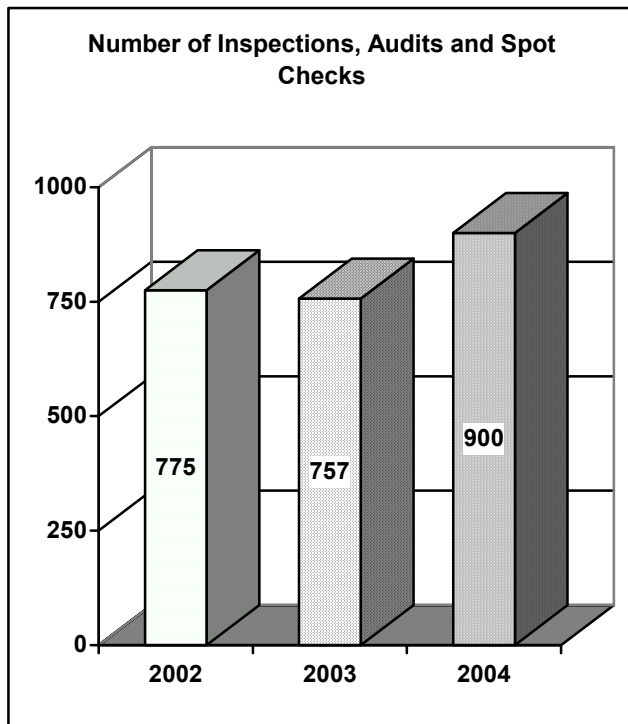
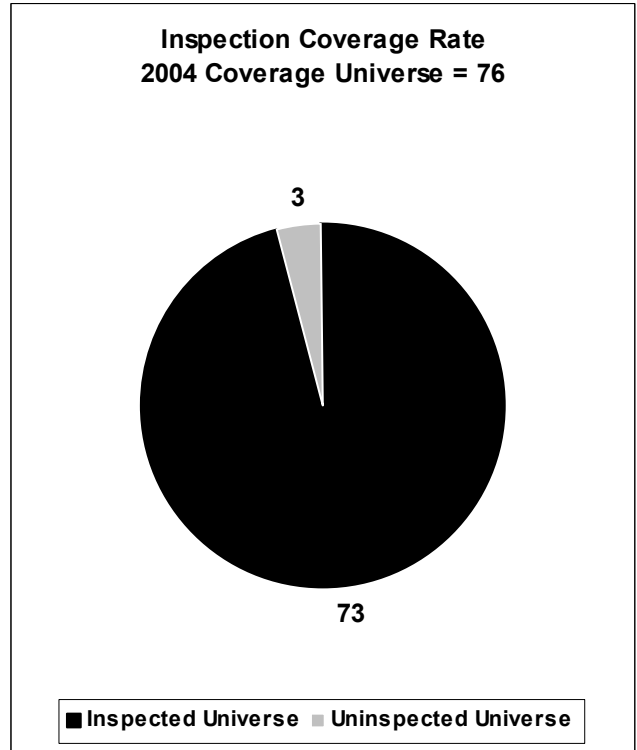
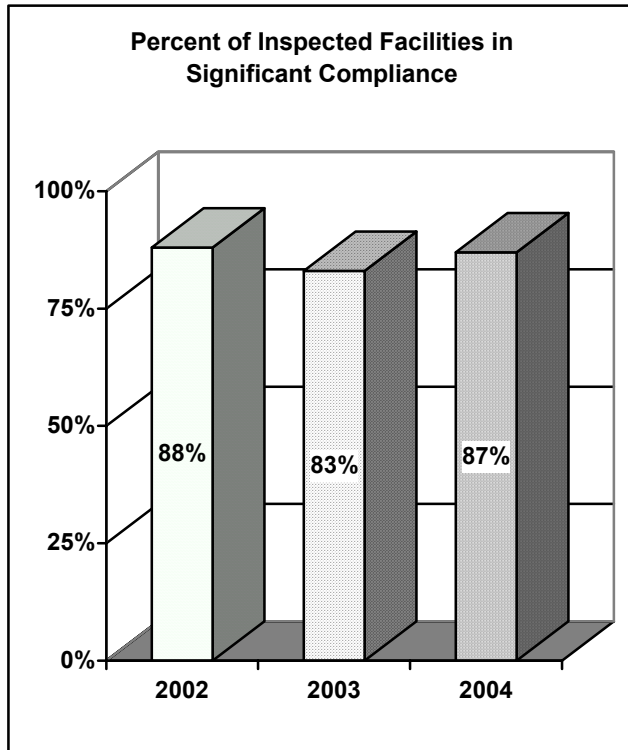
	2004 Totals
<b><u>PERMITTED SITES/FACILITIES</u></b>	
Number of Permits/Licenses issued	12
Number of Permits/Licenses in effect at Fiscal Year End *	92
<b><u>OTHER REGULATED SITES/FACILITIES</u></b>	
Unpermitted sites with ongoing violations	21
<b><u>INSPECTIONS</u></b>	
Number of Sites inspected ***	212
Number of Permitted Facilities Inspected	73
Number of Inspections, Audits, Spot Checks	900
<b><u>COMPLIANCE PROFILE:</u></b>	
Number of Inspected Sites/Facilities with Significant Violations	28
% of Inspected Sites/Facilities in Significant Compliance	87%
% of Inspected Sites/Facilities with Significant Violations	13%
Inspection coverage Rate **	96%
<b><u>SIGNIFICANT VIOLATIONS</u></b>	
Number of Significant Violations involving Environmental or Health Impact	5
Number of Significant Violations based on Technical/Preventative Deficiencies	23
Number of Significant Violations carried over awaiting disposition from Previous Fiscal year	36
Total	64
<b><u>DISPOSITION OF SIGNIFICANT VIOLATIONS</u></b>	
Resolved	38
Ongoing	26
<b><u>ENFORCEMENT ACTIONS</u></b>	
Number of Compliance Assistance rendered	83
Number of Show Cause, Remedial, Corrective Actions issued	9
Number of Stop Work Orders	0
Number of Injunctions obtained	2
Number of Penalty and Other Enforcement Actions	31
Number of Referrals to Attorney General for possible Criminal Action	2
<b><u>PENALTIES</u></b>	
Amount of Penalties obtained	\$124,967

\* There are multiple permits (92) at several of the 76 facilities.

\*\* Coverage rate above is computed as the total number of permitted facilities inspected (73) and dividing that by the total number permitted facilities (76). The Program's goal is to perform monthly site visits. However, this coverage rate is computed as an annual figure.

\*\*\* 73 of the 212 sites were permitted facilities. The remaining sites included non-permitted dumpings, citizen complaints and other similar solid waste issues.

# Refuse Disposal



# Scrap Tires

## **PURPOSE**

Licenses are required for the hauling, collection, storage, processing, recycling, and burning of scrap tires as tire-derived fuel. These licenses ensure that scrap tires are managed in a manner protective of public health and the environment.

## **AUTHORITY**

STATE: Environment Article, Title 9, Subtitle 2;  
Environment Article, Title 10, Nuisance Abatement;  
COMAR 26.04.08

## **PROCESS**

The licensing system is intended to regulate the management of scrap tires and prevent illegal dumping. A State fund is available when a landowner fails to clean up a scrap tire dump. Cost recovery from the landowner or other identifiable responsible party for all costs associated with the cleanup is required. In general, larger scrap tire facilities are inspected more frequently than smaller ones through routine unannounced inspections. Inspectors also investigate citizen complaints about illegal dumping or handling of scrap tires. Corrective orders and penalties may be issued for violations in accordance with Department guidelines and procedures.

## **CONTRIBUTES TO MANAGING FOR RESULTS**

Goal # 1: Promoting Land Redevelopment and Urban Revitalization.

## **SUCCESSSES/CHALLENGES:**

The scrap tire function of the Program continued the cleanup of scrap tire stockpiles, with 68 stockpiles remaining in FY 2004 compared to 75 in FY 2003. New stockpiles are still discovered every year. MDE partnerships with local governments are removing thousands of tires from the environment by providing drop-off sites and tire amnesty days.

There was a 23% decrease in the numbers of scrap tire site inspections conducted, from 1,061 in FY 2003 to 820 in FY 2004, due primarily to inspection staff departures which have significantly reduced Program enforcement staff. This also resulted in a decrease in inspection coverage rate from 22% in FY 2003 to 16% in FY 2004.

The Program continues to issue Notices of Violation to license holders that fail to submit required semi-annual reports. The number of scrap tire enforcement actions decreased from 575 in FY2003 to 259 in FY 2004, still a significant increase from 117 in FY 2002. This 55% decrease is a reflection of the Program's success in achieving compliance from licensees during the reporting period. 141 significant violations were resolved during FY 2004 as compared to 19 in FY 2003.

*This page intentionally left blank.*

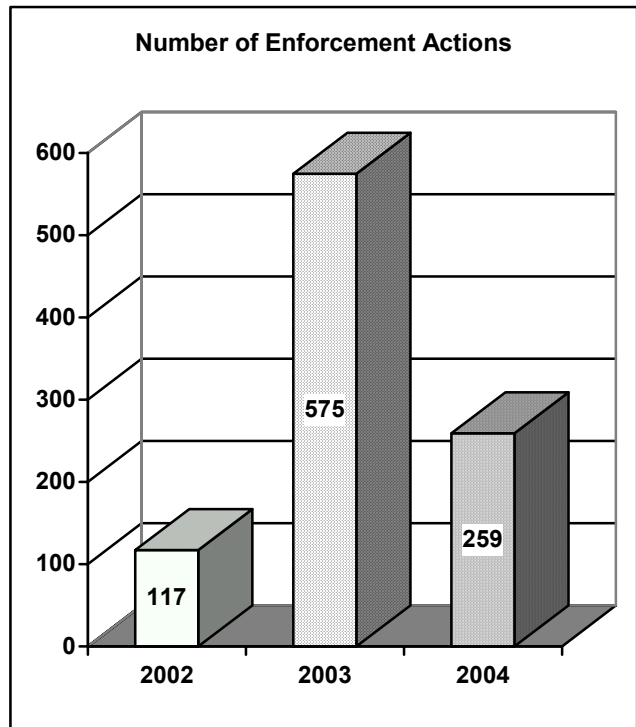
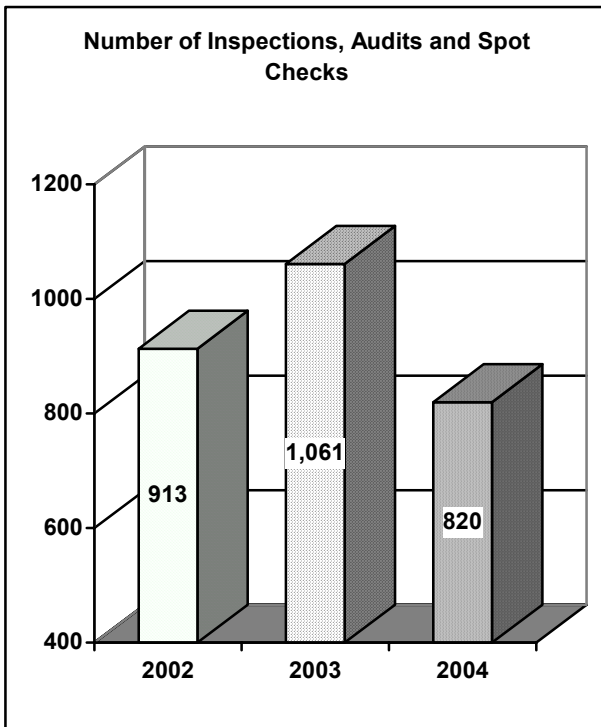
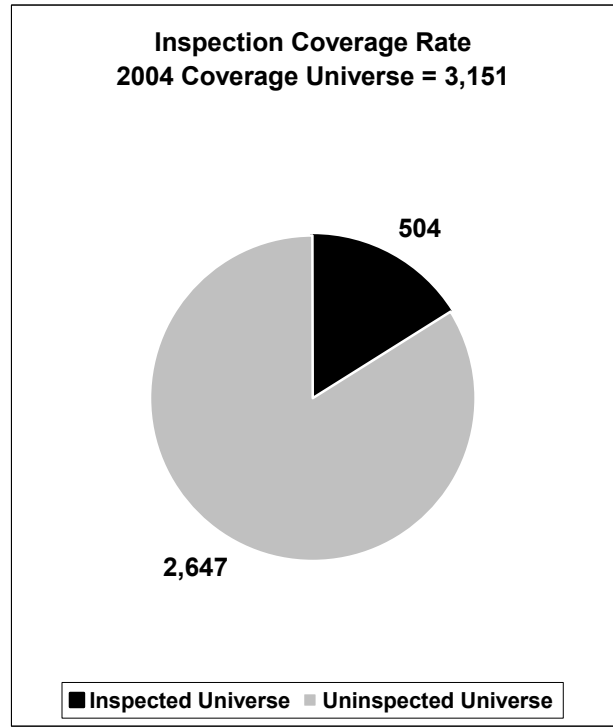
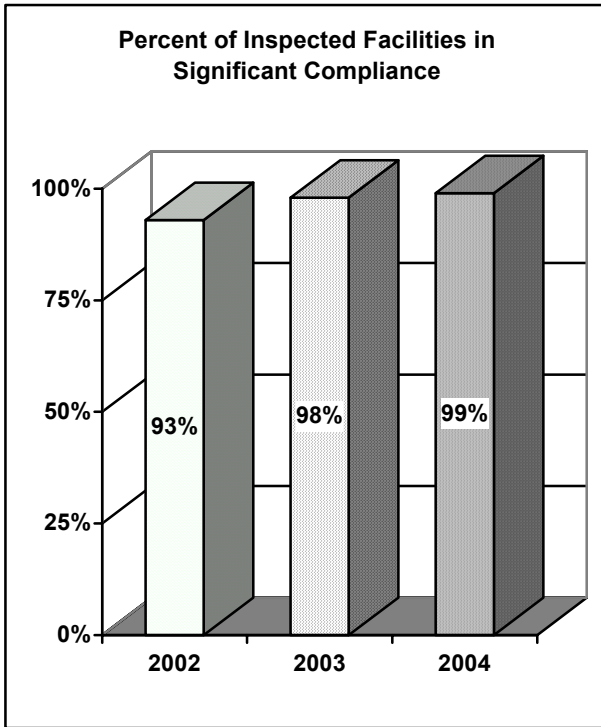


## Scrap Tires

	2004 Totals
<b><u>PERMITTED SITES/FACILITIES</u></b>	
Number of Permits/Licenses issued	576
Number of Permits/Licenses in effect at Fiscal Year End	3,083
<b><u>OTHER REGULATED SITES/FACILITIES</u></b>	
Stockpiles to be cleaned up	68
<b><u>INSPECTIONS</u></b>	
Number of Sites inspected	504
Number of Inspections, Audits, Spot Checks	820
<b><u>COMPLIANCE PROFILE:</u></b>	
Number of Inspected Sites/Facilities with Significant Violations	4
% of Inspected Sites/Facilities in Significant Compliance	99%
% of Inspected Sites/Facilities with Significant Violations	1%
Inspection coverage Rate *	16%
<b><u>SIGNIFICANT VIOLATIONS</u></b>	
Number of Significant Violations involving Environmental or Health Impact	1
Number of Significant Violations based on Technical/Preventative Deficiencies	249
Number of Significant Violations carried over awaiting disposition from Previous Fiscal year	6
Total	256
<b><u>DISPOSITION OF SIGNIFICANT VIOLATIONS</u></b>	
Resolved	141
Ongoing	115
<b><u>ENFORCEMENT ACTIONS</u></b>	
Number of Compliance Assistance rendered	15
Number of Show Cause, Remedial, Corrective Actions issued	6
Number of Stop Work Orders	0
Number of Injunctions obtained	0
Number of Penalty and Other Enforcement Actions	253
Number of Referrals to Attorney General for possible Criminal Action	1
<b><u>PENALTIES</u></b>	
Amount of Penalties obtained	\$26,775

\* Coverage rate above is computed as the total number of sites inspected and dividing that by the total number of permits/licenses in effect plus the number of stockpiles to be cleaned up.

# Scrap Tires



# Sewage Sludge Utilization

## PURPOSE

These permits are required for the transportation, collection, handling, storage, treatment, land application, or disposal of sewage sludge in the State. The purpose of the permits is to ensure that sewage sludge is managed in a manner that is protective of public health and the environment. Sewage sludge utilized in Maryland is applied mostly for agricultural uses, composted, palletized, landfilled, or incinerated. Permit requirements include preparation of applicable nutrient management plans and other necessary documents.

## AUTHORITY

STATE: Environment Article, Title 9, Subtitle 2; COMAR 26.04

## PROCESS

Composting facilities, pelletizers, and storage facilities are inspected several times per year. Landfill disposal operations are inspected during the course of routine landfill inspections. Land application sites are inspected when the workload allows or when complaints are received. The inspector may recommend corrective actions to take, if any are required. If a significant violation is found, site complaints are issued. Corrective orders and penalties may be issued for violations in accordance with Department guidelines and procedures. Inspectors also investigate citizens' complaints about sewage sludge utilization.

## CONTRIBUTES TO MANAGING FOR RESULTS

Goal #4: Improving and Protecting Water Quality.

## SUCCESSSES/CHALLENGES:

The Program's number of inspections declined slightly during this reporting period, from 613 in FY 2003 to 552 in FY 2004, principally a result of the declining number of solid waste inspectors due to retirement and other departures. There have been no instances of unpermitted land application of sewage sludge in the State and only one instance where an environmental or health impact could have occurred, which was resolved. This is attributed to the Program's efforts to work with the regulated community over the last several years. The Program has experienced a decline in its field activities due mainly to vacant positions and the current hiring freeze, as well as increasing permitting workloads and other program priorities, which have adversely impacted the ability to perform sewage sludge site inspections. This is demonstrated by the continued inspection coverage rate decline from 42% in FY 2002, to 23% in FY 2003, and 21% in FY 2004. Only 9 significant violations were managed during the year and all were resolved, indicating the ongoing high level of compliance related to sewage sludge activities. This is due to the small and highly experienced nature of the regulated community – there are a relatively small number of governments and companies engaged in this work and the operators are familiar with the regulations and permit conditions. Therefore, most violations are the result of accidental occurrences or misunderstandings, which are quickly resolved through compliance assistance efforts.

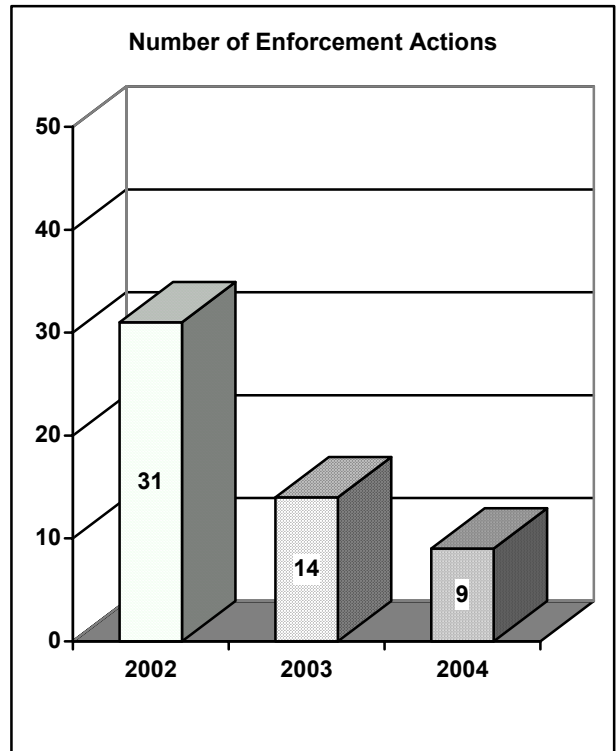
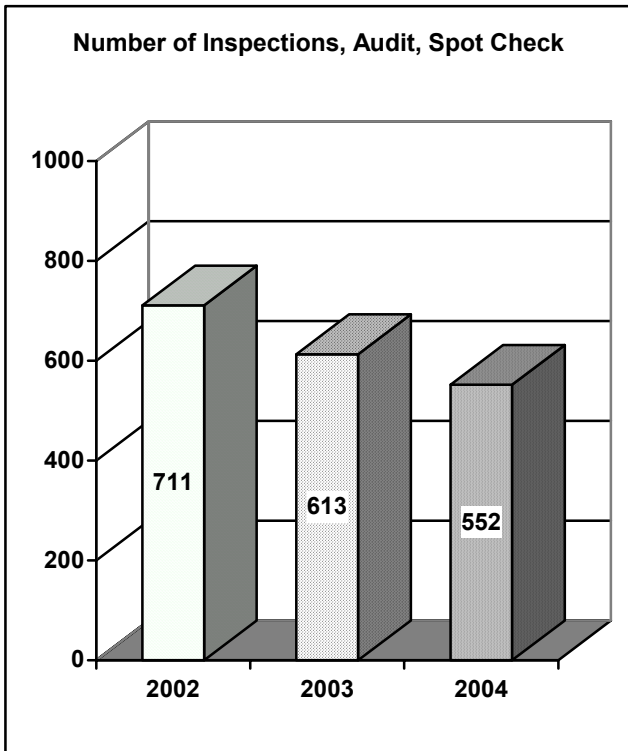
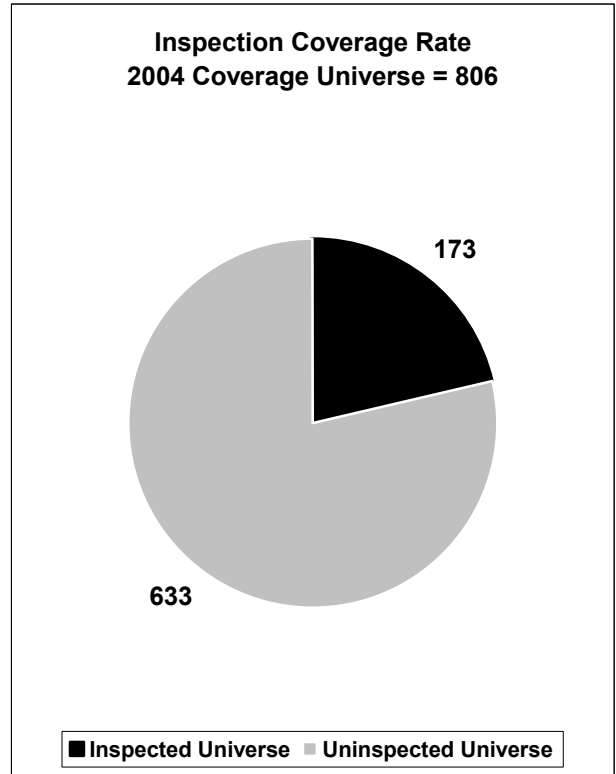
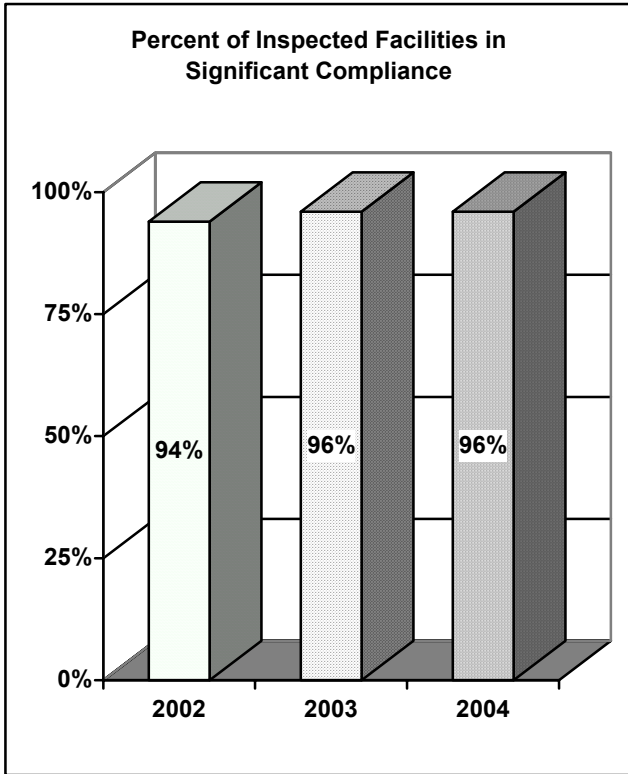
*This page intentionally left blank.*

## Sewage Sludge Utilization

	2004 Totals
<u>PERMITTED SITES/FACILITIES</u>	
Number of Permits/Licenses issued	165
Number of Permits/Licenses in effect at Fiscal Year End	806
<u>OTHER REGULATED SITES/FACILITIES</u>	
Unpermitted sites with ongoing violations (added fy02)	0
<u>INSPECTIONS</u>	
Number of Sites inspected	173
Number of Inspections, Audits, Spot Checks	552
<u>COMPLIANCE PROFILE:</u>	
Number of Inspected Sites/Facilities with Significant Violations	7
% of Inspected Sites/Facilities in Significant Compliance	96%
% of Inspected Sites/Facilities with Significant Violations	4%
Inspection coverage Rate *	21%
<u>SIGNIFICANT VIOLATIONS</u>	
Number of Significant Violations involving Environmental or Health Impact	1
Number of Significant Violations based on Technical/Preventative Deficiencies	6
Number of Significant Violations carried over awaiting disposition from Previous Fiscal year	2
Total	9
<u>DISPOSITION OF SIGNIFICANT VIOLATIONS</u>	
Resolved	9
Ongoing	0
<u>ENFORCEMENT ACTIONS</u>	
Number of Compliance Assistance rendered	29
Number of Show Cause, Remedial, Corrective Actions issued	1
Number of Stop Work Orders	0
Number of Injunctions obtained	0
Number of Penalty and Other Enforcement Actions	8
Number of Referrals to Attorney General for possible Criminal Action	0
<u>PENALTIES</u>	
Amount of Penalties obtained	\$1,750

\* Coverage rate above is computed as the total number of sites inspected and dividing that by the total number of permits/licenses in effect.

# Sewage Sludge Utilization



# Natural Wood Waste Recycling

## PURPOSE

The purpose of the permits is to ensure that natural wood wastes are managed in a manner protective of public health and the environment. In particular, the permitting system is intended to prevent large-scale fires at these facilities. A General Permit is authorized and in use for facilities following common industry practices as described in the regulation.

## AUTHORITY

STATE: Environment Article, Title 9, Subtitle 17; COMAR 26.04

## PROCESS

Permits are required for the operation of facilities that recycle natural wood waste (stumps, root mat, branches, logs, and brush). Recycling is conducted by chipping the wastes and converting them into mulch. This process is regulated by the conditions in the permit.

Routine unannounced inspections may be performed at these facilities several times per year to ensure compliance with the permit conditions. MDE inspectors also investigate citizen complaints about wood waste recycling operations. Corrective orders and penalties may be issued for violations in accordance with Department guidelines and procedures.

## CONTRIBUTES TO MANAGING FOR RESULTS

Goal #2: Ensuring Safe and Adequate Drinking Water.

## SUCSESSES/CHALLENGES:

The percentage of facilities in significant compliance has increased to 85% in FY 2004 from 84% in FY 2003. The percentage of significant violations dropped from 16% in FY 2003 to 15% in FY 2004; and the inspection coverage rate increased to 94% in FY 2004, up from 80% in FY 2003. It should be noted that the inspection coverage rate increased even though both the numbers of permitted and unpermitted sites/facilities increased. The number of inspections performed increased from 128 from 114 in FY 2003.

Natural wood waste facilities were targeted for additional inspections in FY 2003 and FY 2004 after several severe fires at this type of facility in FY 2002. Although the Department is mandated to have a natural wood waste facility program, there are no inspectors provided in the budget for this activity. Therefore, inspections of these facilities come at the expense of sewage sludge and scrap tire inspections, which had decreased numbers of inspections.

*This page intentionally left blank.*



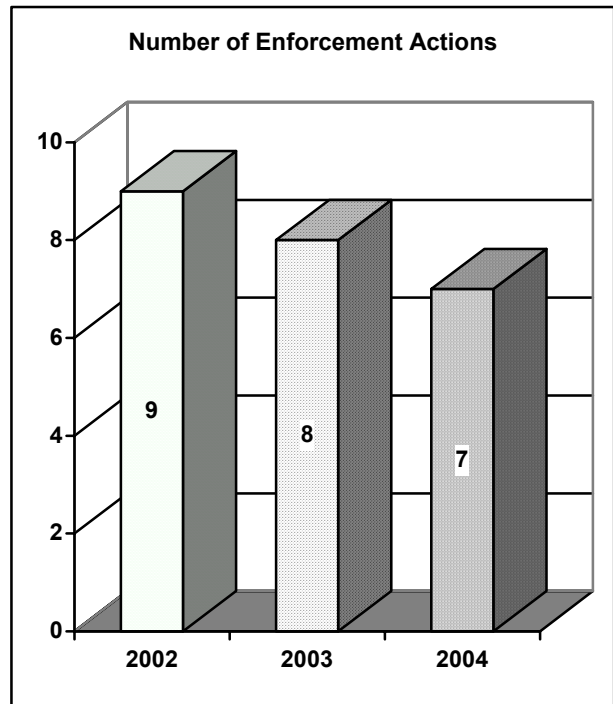
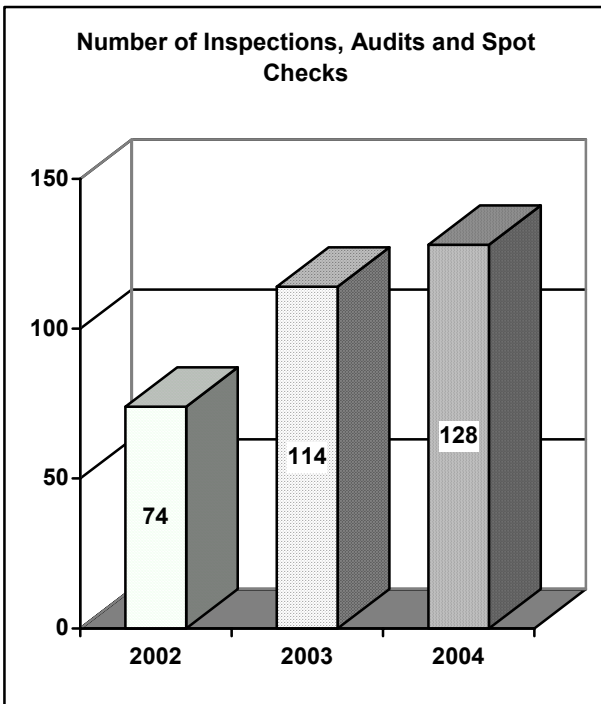
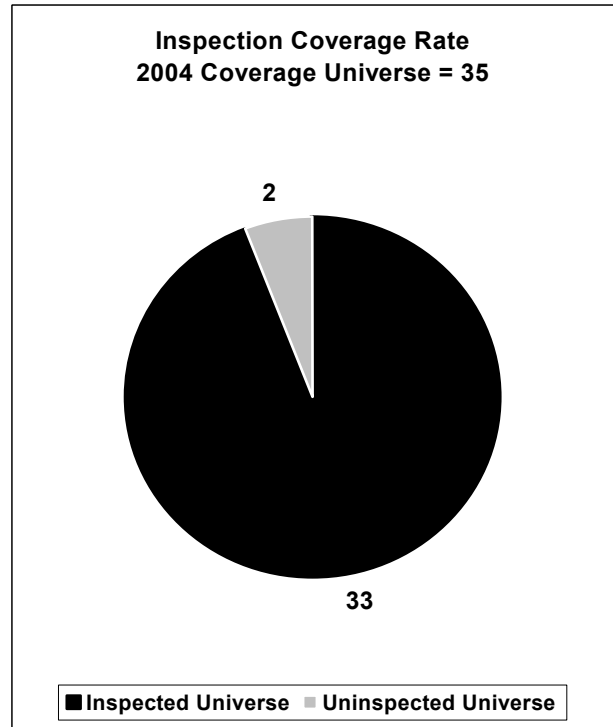
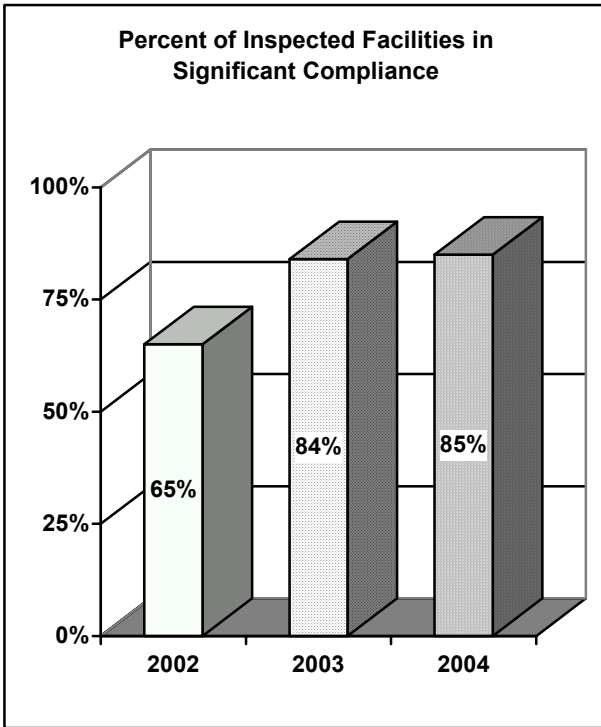
## Natural Wood Waste Recycling

	2004 totals
<u>PERMITTED SITES/FACILITIES</u>	22
Number of Permits/Licenses issued	3
Number of Permits/Licenses in effect at Fiscal Year End	22
<u>OTHER REGULATED SITES/FACILITIES</u>	
Unpermitted sites with ongoing violations	2
Unpermitted sites at Fiscal Year End	13
<u>INSPECTIONS</u>	
Number of Sites inspected*	33
Number of Inspections, Audits, Spot Checks	128
<u>COMPLIANCE PROFILE:</u>	
Number of Inspected Sites/Facilities with Significant Violations	5
% of Inspected Sites/Facilities in Significant Compliance	85%
% of Inspected Sites/Facilities with Significant Violations	15%
Inspection coverage Rate **	94%
<u>SIGNIFICANT VIOLATIONS</u>	
Number of Significant Violations involving Environmental or Health Impact	0
Number of Significant Violations based on Technical/Preventative Deficiencies	5
Number of Significant Violations carried over awaiting disposition from Previous Fiscal year	6
Total	11
<u>DISPOSITION OF SIGNIFICANT VIOLATIONS</u>	
Resolved	4
Ongoing	7
<u>ENFORCEMENT ACTIONS</u>	
Number of Compliance Assistance rendered	18
Number of Show Cause, Remedial, Corrective Actions issued	1
Number of Stop Work Orders	0
Number of Injunctions obtained	0
Number of Penalty and Other Enforcement Actions	6
Number of Referrals to Attorney General for possible Criminal Action	0
<u>PENALTIES</u>	
Amount of Penalties obtained	\$0

\*Number of inspected sites includes permitted facilities, government facilities that do not require permits, unpermitted natural wood waste operations and citizen complaints.

\*\* Coverage rate is computed as the total number of sites inspected and dividing that by the total number of Permits/Licenses in effect plus the number of unpermitted sites discovered and inspected.

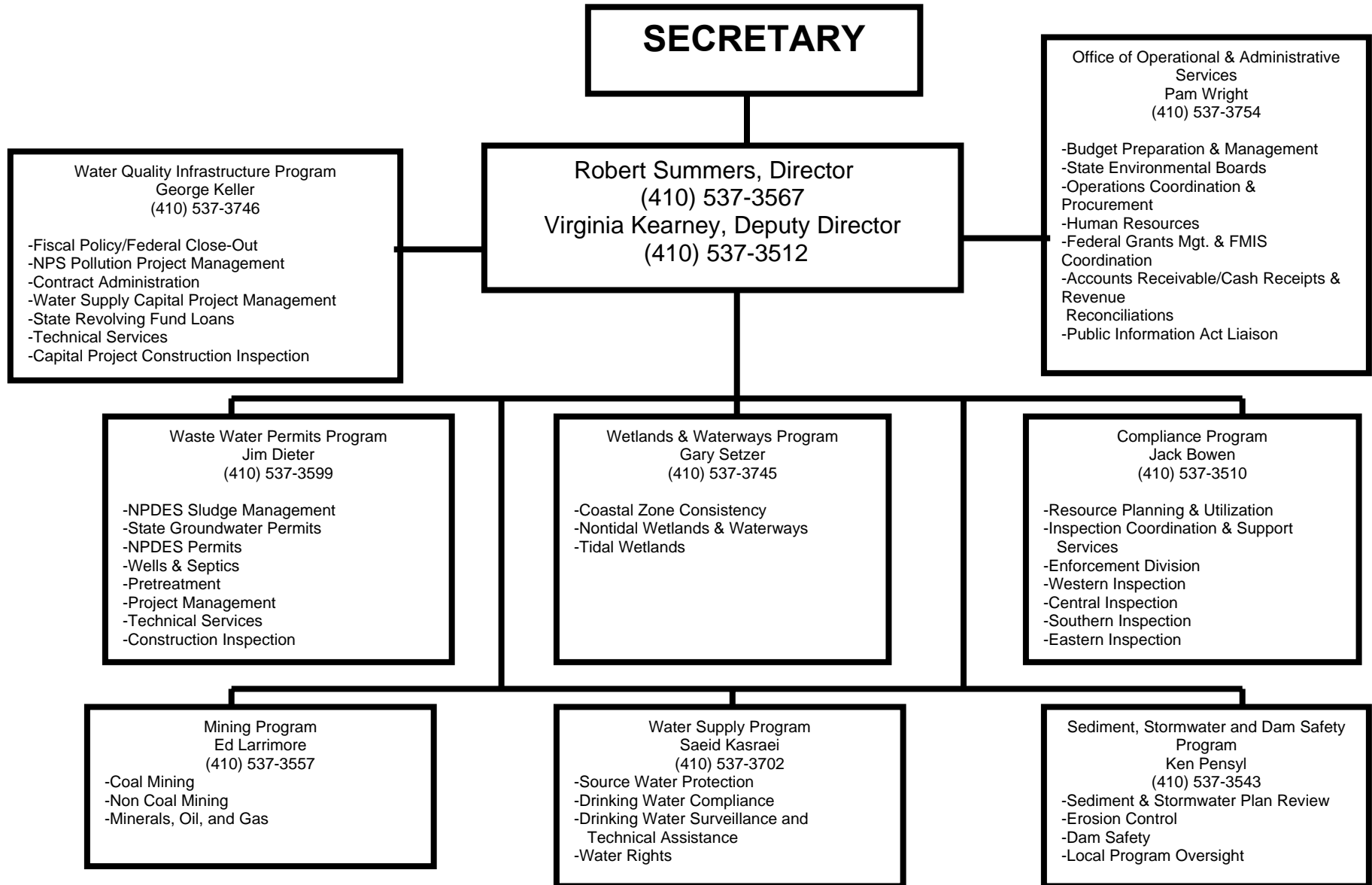
# Wood Waste Recycling





**WATER MANAGEMENT ADMINISTRATION**

# WATER MANAGEMENT ADMINISTRATION



# Discharges – Groundwater (Municipal And Industrial)

## **PURPOSE**

Groundwater Discharge Permits control the disposal of treated municipal or industrial wastewater into the State's groundwater via spray irrigation or other land-treatment applications. A groundwater discharge permit will contain the limitations and requirements deemed necessary to protect public health and minimize groundwater pollution.

## **AUTHORITY**

STATE: Environment Article, Title 9, Subtitle 3; COMAR 26.08

## **PROCESS**

Upon permit issuance, the file is transferred to the Compliance Program where an inspection priority is assigned. Inspections at the facilities are scheduled in accordance with the assigned priority. Facilities are not given advance notification of routine inspections. Scheduled inspection frequencies may be modified as workload or priorities change. If samples are needed to document site conditions they are taken and turned into a lab for analysis. Discharge Permits require sample self-monitoring of the discharge by the facility; results are filed quarterly with the Department in the form of Discharge Monitoring Reports (DMR). DMR review by the inspector is not counted as a separate activity; rather it is part of the inspector's preparation for making a facility's inspection. Submitted DMR's are reviewed, in the office, by Enforcement Division Staff in order to determine whether the criterion for "Significant Noncompliance" has been met. The DMR reviews performed by the Enforcement Division are included in the following Table on the line identified as "Inspections, Audits, Spot Checks." The Enforcement Division is also responsible for entering all DMR data into a database.

## **CONTRIBUTES TO MANAGING FOR RESULTS GOAL**

Goal #5: Improving and Protecting Maryland's Water Quality.

## **SUCCESSSES AND CHALLENGES**

Excessive nutrients and industrial wastewater have the potential to impact the quality of groundwater. Through the groundwater discharge permitting process, dischargers are inventoried, inspected, and enforced.

DMR's were reviewed for all permitted sites that require DMR submittals as a part of their groundwater permit. These reviews were counted in Number of Sites Inspected this year. The Compliance Program performed 53 site visits at these facilities. In previous years, DMR reviews were counted as inspections, but not counted in the Number of Sites Inspected. This accounts for the dramatic increase in the coverage rate over past years.

## Discharge – Groundwater (Municipal And Industrial)

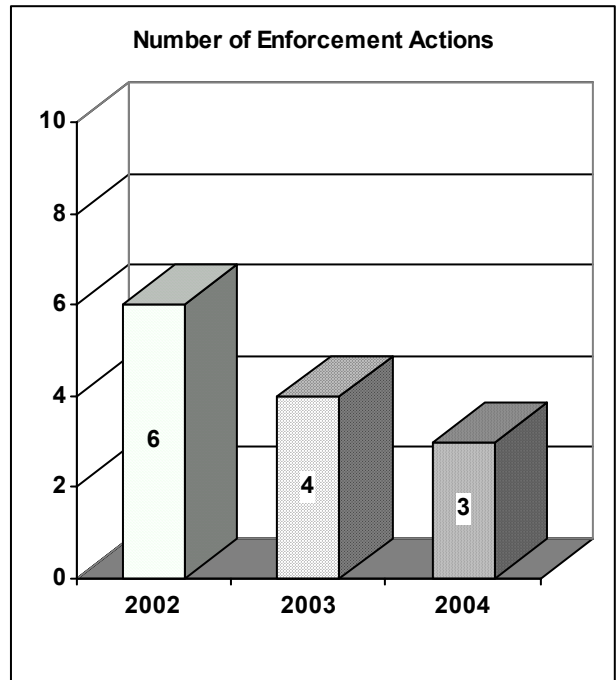
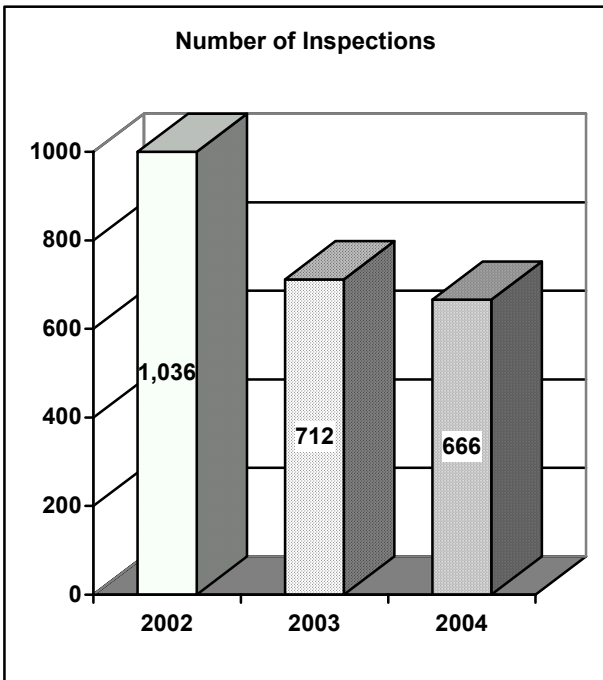
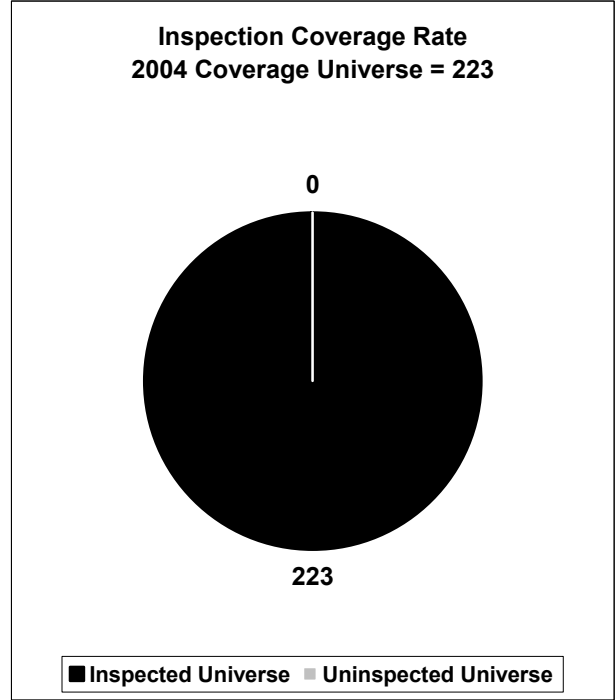
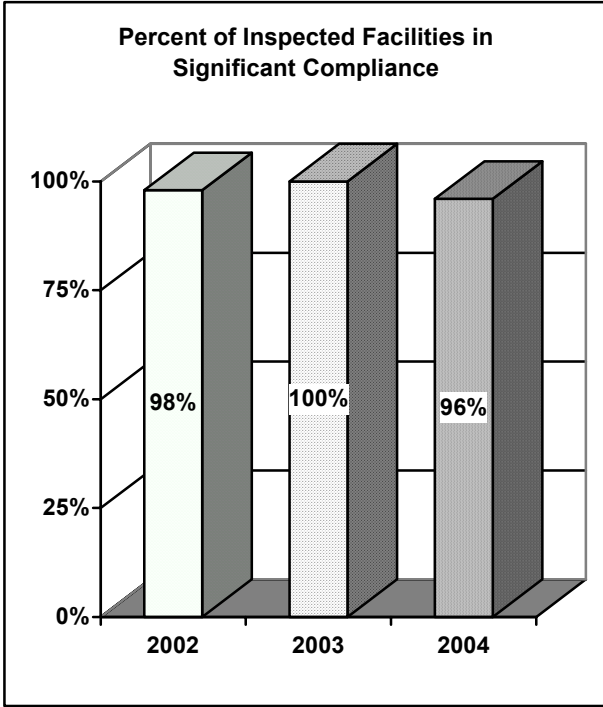
	2004 Totals
<u>PERMITTED SITES/FACILITIES</u>	
Number of Permits/Licenses issued*	38
Number of Permits/Licenses in effect at Fiscal Year End	223
<u>OTHER REGULATED SITES/FACILITIES</u>	
None	
<u>INSPECTIONS</u>	
Number of Sites inspected	223
Number of Inspections, Audits, Spot Checks**	666
<u>COMPLIANCE PROFILE:</u>	
Number of Inspected Sites/Facilities with Significant Violations	9
% of Inspected Sites/Facilities in Significant Compliance	96%
% of Inspected Sites/Facilities with Significant Violations	4%
Inspection coverage Rate ***	100%
<u>SIGNIFICANT VIOLATIONS</u>	
Number of Significant Violations involving Environmental or Health Impact	0
Number of Significant Violations based on Technical/Preventative Deficiencies	9
Number of Significant Violations carried over awaiting disposition from Previous Fiscal year	4
Total	13
<u>DISPOSITION OF SIGNIFICANT VIOLATIONS</u>	
Resolved	5
Ongoing	8
<u>ENFORCEMENT ACTIONS</u>	
Number of Compliance Assistance rendered	7
Number of Show Cause, Remedial, Corrective Actions issued	3
Number of Stop Work Orders	0
Number of Injunctions obtained	0
Number of Penalty and Other Enforcement Actions	0
Number of Referrals to Attorney General for possible Criminal Action	0
<u>PENALTIES</u>	
Amount of Administrative or Civil Penalties obtained	\$4,750

\* Includes 12 new/ 25 renewals/ 1 modifications

\*\* This number includes 103 inspections and 563 DMR reviews.

\*\*\* Coverage rate above is computed as the total number of sites inspected and dividing that by the sum of the total number of permits/licenses in effect.

# Discharge – Groundwater (Municipal and Industrial)





# Discharges - Surface Water (Municipal & Industrial) State and NPDES Permits

## PURPOSE

The purpose of the federal National Pollutant Discharge Elimination System (NPDES) program is to control pollution generated from industrial activity, municipal wastewater systems, certain agricultural activities and stormwater runoff from industrial, municipal and agricultural activities. Anyone who discharges wastewater to surface waters needs a surface water discharge permit. Applicants include municipalities, counties, schools and commercial sewage treatment plants, as well as treatment systems for private residences that use surface discharge techniques. All industrial, commercial or institutional facilities that discharge wastewater (or storm water from certain facilities) directly to surface waters of Maryland need this permit. All discharges to municipal wastewater systems will only require a pretreatment permit. Certain agricultural activities, specifically, concentrated animal feeding operations, are also required to obtain a surface water discharge permit.

The NPDES permit system also includes a stormwater component to control pollution generated from runoff associated with industrial sites, municipal storm sewer systems, and concentrated animal feeding operations. Eleven categories of industry and certain sized local governments are required by the Clean Water Act and the U.S. Environmental Protection Agency (EPA) to be permitted under the NPDES stormwater program. The surface water discharge permit combines the requirements of the State discharge permit program and the NPDES into one permit for municipal wastewater treatment facilities that discharge to State surface waters. The permit is designated to maintain water quality standards in the water receiving the discharge.

NOTE: The General Permit for construction activity is tracked and documented under the Stormwater Management and Erosion & Sediment Control Program. General discharge permit coverage is required for construction activities that involve one acre or more of disturbance.

## AUTHORITY

FEDERAL: Clean Water Act

STATE: Environment Article, Title 9, Subtitle 3; COMAR 26.08

## PROCESS

Upon issuance of a permit the file is transferred to the Compliance Program where an inspection priority is assigned. Inspections at the facility are scheduled in accordance with the assigned priority. Facilities are not given advance notification of routine inspections. Scheduled inspection frequencies may be modified as workload or priorities change. If water quality samples are needed to document site conditions they are taken and submitted to a lab for analysis. Discharge Permits

require self-monitoring sampling of the discharge by the facility and results filed quarterly with the Department in Discharge Monitoring Reports (DMR). DMR review by the inspector is not counted as a separate activity; rather it is part of the inspector's preparation for making a facility inspection. Submitted DMR's are reviewed, in the office, by Enforcement Division Staff in order to determine whether the criterion for "Significant Noncompliance" has been met. The DMR reviews performed by the Enforcement Division are included in the following Table on the line identified as "Inspections, Audits, Spot Checks". The Enforcement Division is also responsible for entering all DMR data into a database.

## **CONTRIBUTES TO MANAGING FOR RESULTS**

Goal #5: Improving and Protecting Maryland's Water Quality.

## **SUCCESSSES AND CHALLENGES**

Excessive nutrients from municipal and industrial wastewater, industrial chemicals in wastewater, and the pollutants carried by stormwater runoff all have the potential to impact the quality of surface waters. Through the surface water discharge permitting process, dischargers are inventoried, inspected, and enforced. WMA was again challenged this year to focus increased attention to numerous sewage overflows primarily from municipal sewage collection systems. The Compliance Program continued to inspect each overflow/spill report that it received.

DMR's were reviewed for all permitted sites that require DMR submittals as a part of their surface water permit. These reviews were counted in Number of Sites Inspected this year. The Compliance Program performed 1,214 site visits at these facilities. In previous years, DMR reviews were counted as inspections, but not counted in the Number of Sites Inspected. This accounts for the dramatic increase in the coverage rate over past years.

## **Supplemental Environmental Projects (SEP)**

WMA encourages the use of SEPs because they can play a role in securing significant environmental or public health protection and improvements. SEPs may be particularly appropriate to further the objectives in the statutes WMA administers and to achieve other policy goals, including promoting pollution prevention and environmental justice.

In FY2004, WMA finalized administrative consent orders with two municipal wastewater treatment plants, one county sewage collection system, one large industrial manufacturing plant, and one dairy farm that included agreements to perform SEP's totaling \$227,200.

## Discharges – Surface Water (Municipal & Industrial) State and NPDES Permits

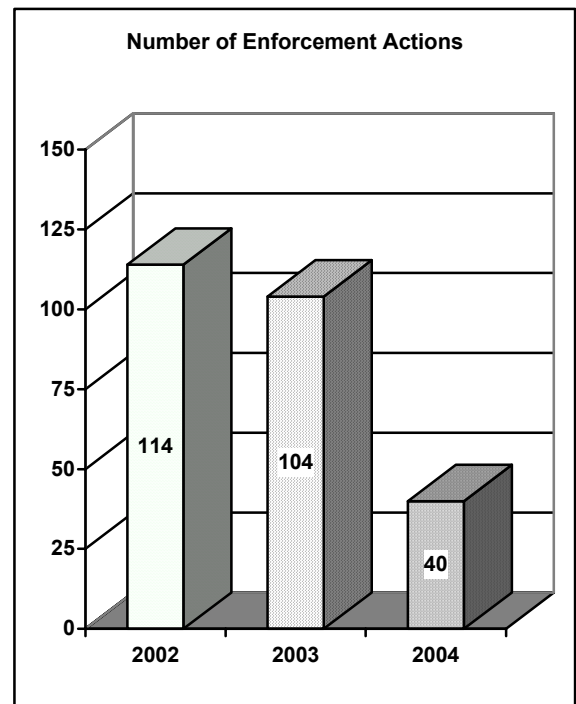
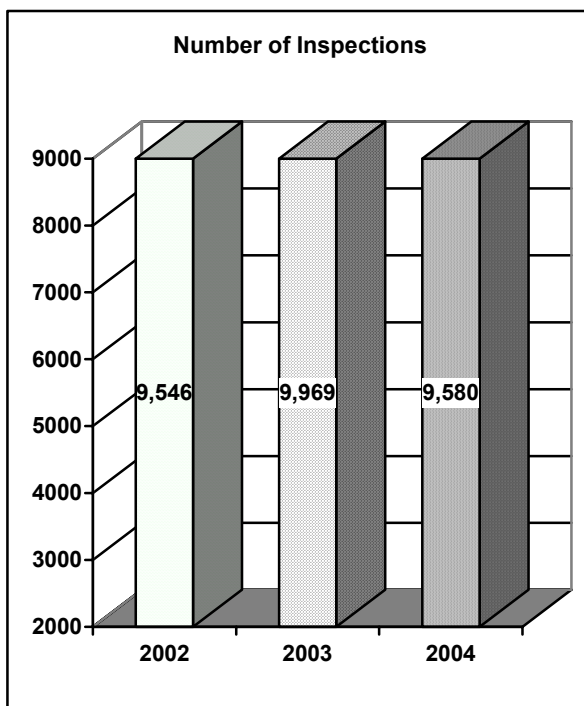
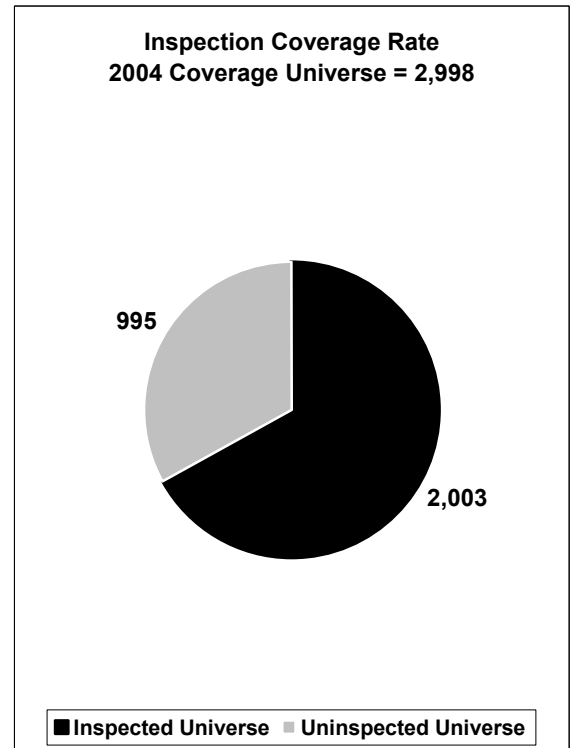
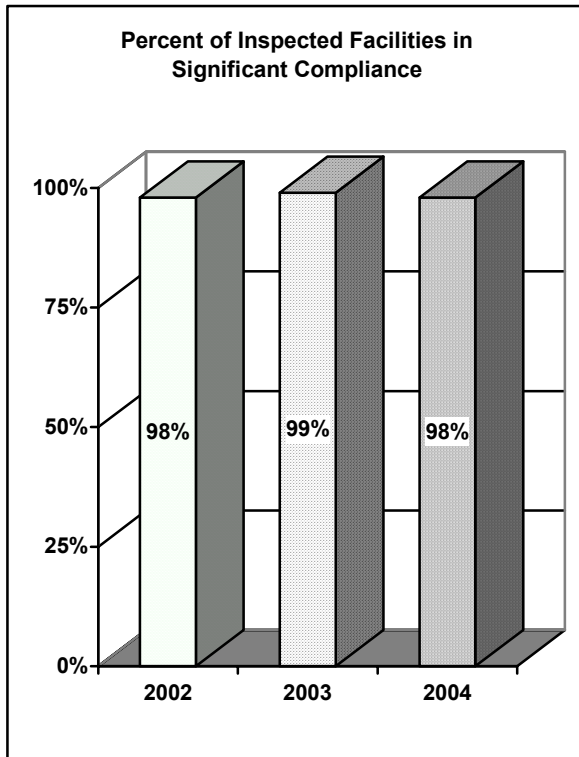
	2004 Totals
<u>PERMITTED SITES/FACILITIES</u>	
Number of Permits/Licenses issued*	499
Number of Permits/Licenses in effect at Fiscal Year End	2,998
<u>OTHER REGULATED SITES/FACILITIES</u>	
None	
<u>INSPECTIONS</u>	
Number of Sites inspected	2,003
Number of Inspections, Audits, Spot Checks**	9,580
<u>COMPLIANCE PROFILE:</u>	
Number of Inspected Sites/Facilities with Significant Violations	37
% of Inspected Sites/Facilities in Significant Compliance	98%
% of Inspected Sites/Facilities with Significant Violations	2%
Inspection coverage Rate ***	67%
<u>SIGNIFICANT VIOLATIONS</u>	
Number of Significant Violations involving Environmental or Health Impact	12
Number of Significant Violations based on Technical/Preventative Deficiencies	25
Number of Significant Violations carried over awaiting disposition from Previous Fiscal year	102
Total	139
<u>DISPOSITION OF SIGNIFICANT VIOLATIONS</u>	
Resolved	66
Ongoing	73
<u>ENFORCEMENT ACTIONS</u>	
Number of Compliance Assistance rendered	153
Number of Show Cause, Remedial, Corrective Actions issued	12
Number of Stop Work Orders	0
Number of Injunctions obtained	0
Number of Penalty and Other Enforcement Actions	28
Number of Referrals to Attorney General for possible Criminal Action	1
<u>PENALTIES</u>	
Amount of Administrative or Civil Penalties obtained	\$171,090

\* This number includes 241 new permits/ 171 renewals and 87 conversions/modifications of permits.

\*\* This number includes 2,793 inspections and 6,787 DMR reviews.

\*\*\* Coverage rate above is computed as the total number of sites inspected and dividing that by the total number of permits/licenses in effect.

# Discharges – Surface Water (Municipal & Industrial) State and NPDES Permits



## **Discharges – Pretreatment (Industrial)**

### **PURPOSE**

As part of its responsibility for enforcing federal and state laws and regulations pertaining to the discharge of wastewaters, MDE is responsible for controlling wastewaters from industrial and other non-domestic sources discharged into publicly owned treatment works (POTW). In accordance with its authority as delegated by EPA, in fy 04 MDE has delegated responsibility for implementation of a pretreatment program to 19 local pretreatment programs which are responsible for 228 sites. In addition to these, MDE issues pretreatment permits directly to 2 industries discharging to non-delegated POTW's. Local pretreatment program responsibilities include issuing discharge permits to industrial users, conducting industrial inspections and performing compliance monitoring, developing and enforcing local limits, enforcing federal pretreatment standards and assessing penalties against industrial users. These requirements are included in a delegation agreement, which is signed by the POTW and MDE and then incorporated by reference into the POTW's NPDES permit issued by MDE. Given the fact that the bulk of the responsibility for this program is delegated to POTW's, the enforcement actions and penalties that are pursued and collected in this program are by local government and would not be reflected in MDE's enforcement statistics.

### **AUTHORITY**

FEDERAL: Clean Water Act

STATE: Environment Article, Title 9, Subtitle 3; COMAR 26.08

### **PROCESS**

MDE, through the Pretreatment Program, oversees local pretreatment program implementation. This oversight is performed by the permitting program staff by conducting: 1) pretreatment compliance inspections of pretreatment programs; 2) audits of pretreatment programs; 3) joint review of industrial user permits; 4) independent and joint industrial inspections with the POTW; 5) review of quarterly status reports from the delegated POTW's or, 6) initiation of enforcement actions when the POTW fails to act in accordance with its delegated responsibilities. The Pretreatment Program also issues permits to categorical industrial users discharging to wastewater treatment plants in areas of the state without delegated pretreatment programs. Compliance of these industrial users is tracked by review of periodic compliance reports and the results of annual inspections conducted by MDE.

### **CONTRIBUTES TO MANAGING FOR RESULTS GOAL:**

MFR Goal 5: improving and Protecting Maryland's Water Quality

## **SUCCESSSES AND CHALLENGES**

Excessive nutrients from municipal and industrial wastewater and industrial chemicals in wastewater have the potential to impact the quality of surface waters. The Pretreatment Program currently issues permits to categorical industrial users located in areas not serviced by jurisdictions with delegated pretreatment programs. In addition it provides oversight of the 19-delegated pretreatment programs with technical and regulatory assistance. The Pretreatment Program has been able to inspect all delegated pretreatment programs and inspect all categorical industrial users permitted directly by the Program on an annual basis. Additionally, upon request and on a proactive basis, inspections were also performed at several industrial users with compliance issues that are permitted by local delegated pretreatment programs. The Pretreatment Program is working with one additional jurisdiction to develop a pretreatment program. It is expected to receive delegation in 2005.

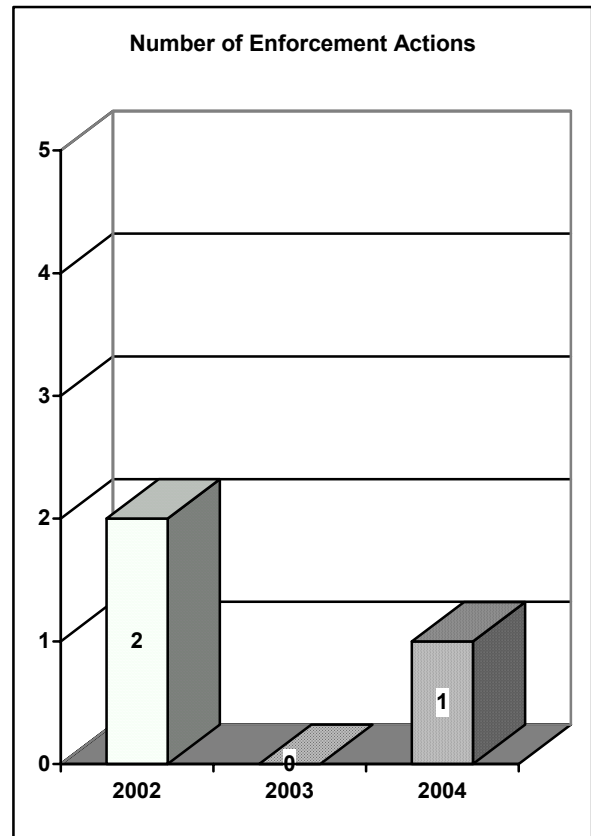
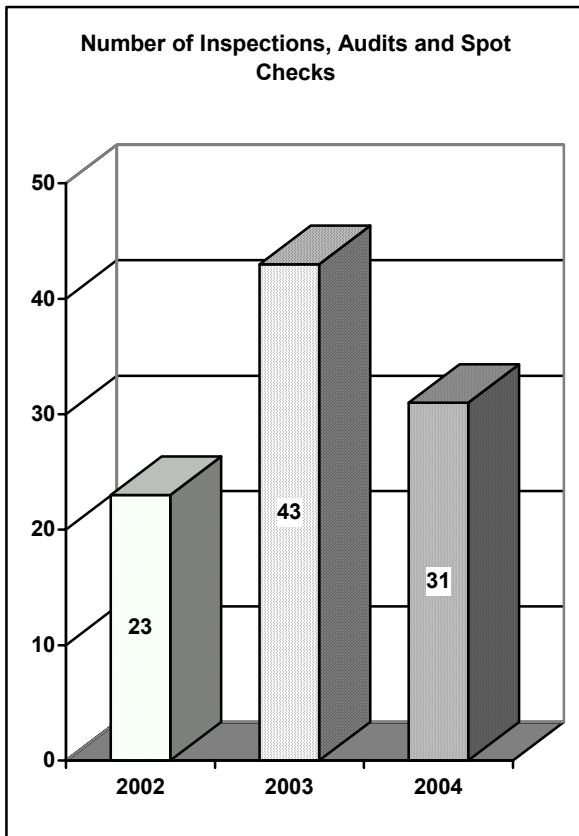
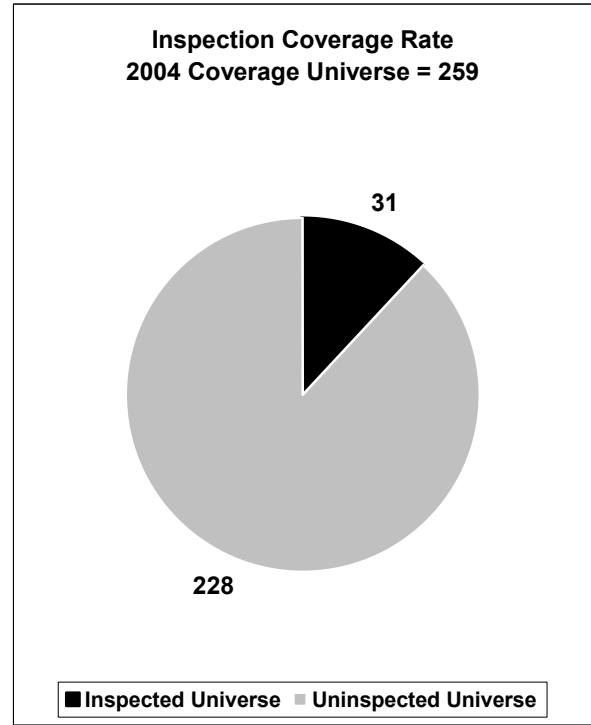
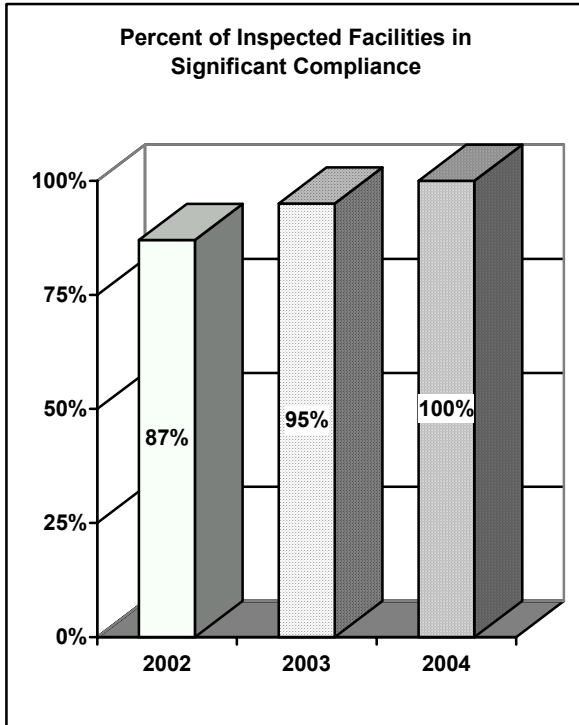
## Discharges - Pretreatment (Industrial)

	2004 Totals
<u>PERMITTED SITES/FACILITIES</u>	
Number of Permits/Licenses issued	2
Number of Permits/Licenses in effect at Fiscal Year End *	2
<u>OTHER REGULATED SITES/FACILITIES</u>	
Publicly Owned Treatment Works (POTWs)	19
<u>Locally regulated</u> Significant Industrial Users not including POTW's *	228
<u>INSPECTIONS</u>	
Number of Sites inspected	31
Number of Inspections, Audits, Spot Checks	31
<u>COMPLIANCE PROFILE:</u>	
Number of Inspected Sites/Facilities with Significant Violations	0
% of Inspected Sites/Facilities in Significant Compliance	100%
% of Inspected Sites/Facilities with Significant Violations	0%
Inspection coverage Rate **	12%
<u>SIGNIFICANT VIOLATIONS</u>	
Number of Significant Violations involving Environmental or Health Impact	0
Number of Significant Violations based on Technical/Preventative Deficiencies	0
Number of Significant Violations carried over awaiting disposition from Previous Fiscal year	0
Total	0
<u>DISPOSITION OF SIGNIFICANT VIOLATIONS</u>	
Resolved	0
Ongoing	0
<u>ENFORCEMENT ACTIONS</u>	
Number of Compliance Assistance rendered	0
Number of Show Cause, Remedial, Corrective Actions issued	1
Number of Stop Work Orders	0
Number of Injunctions obtained	0
Number of Penalty and Other Enforcement Actions***	0
Number of Referrals to Attorney General for possible Criminal Action	0
<u>PENALTIES</u>	
Amount of Administrative or Civil Penalties obtained	\$11,500

\* These are State permitted Categorical Industries.

\*\* Coverage rate is defined as the number of sites inspected divided by the sum of permits/licenses in effect, the POTW's and the significant industrial users. However, the Program is responsible for inspecting only the permittees, the POTW's and only some of the industrial users and is required by statute to provide a 100% coverage rate of those and this fiscal year, the program MET that requirement.

# Discharge – Pretreatment (Industrial)





# **Stormwater Management and Erosion & Sediment Control For Construction Activity**

## **PURPOSE**

The purpose of Maryland's erosion and sediment control program is to lessen the impact to the aquatic environment caused by sediment leaving construction sites. Any construction activity in Maryland that disturbs 5,000 square feet or more of land, or results in 100 cubic yards or more of earth movement must have approved stormwater management and erosion and sediment control plans before construction begins. The purpose of Maryland's stormwater management program is to reduce stream channel erosion, pollution, siltation, and local flooding caused by land use changes associated with urbanization. This is accomplished by maintaining after development, the pre-development runoff conditions through the use of various stormwater management measures. Additionally, for any construction activity that disturbs one or more acres, coverage must be obtained under the Department's general permit for construction activity. The purpose of this permit is to prevent water pollution and streambank erosion caused by excess erosion, siltation, and stormwater flows from construction sites.

The purpose of the federal National Pollutant Discharge Elimination System (NPDES) stormwater program is to control pollution generated from runoff associated with industrial activity and municipal storm sewer systems. Eleven categories of industry and certain sized local governments are required by the Clean Water Act and the U.S. Environmental Protection Agency (EPA) to be permitted under the NPDES stormwater program.

## **AUTHORITY**

FEDERAL: Clean Water Act, Section 402; 40 CFR

STATE: Environment Article, Title 4, Subtitle 1 and Subtitle 2; COMAR 26.17

## **PROCESS**

Inspection and enforcement authority for erosion and sediment control has been delegated by the state. Worcester County is the most recent jurisdiction to receive sediment control delegation. State inspections are performed at all construction projects in the 10 non-delegated counties. Inspections at all state and federal projects throughout Maryland are the responsibility of the State inspection program. This report does not reflect the erosion and sediment control inspection and enforcement activities conducted by local governments in delegated jurisdictions. Stormwater management approval for all non-state and nonfederal projects is by law the responsibility of each local jurisdiction. State inspections of stormwater management facilities are performed only for state and federal projects. Upon

issuance of a permit or authorization (whether by the Sediment and Stormwater Plan Review Division or by the local sediment control approval authority), the file is transferred to the Compliance Program where an inspection priority is assigned. The inspectors then schedule routine inspections of the facilities adhering to the assigned priority as much as workload allows. Facilities are not given advance notification of routine inspections. At any time during the process, the inspection frequency can be adjusted as site conditions or workload demands.

As in the previous reports, the Stormwater Management and Erosion and Sediment Control programs have been combined into one table. The rationale for this change is that at the state level, these projects are reviewed and approved as one project. For all state and federal projects, plan review and approval for stormwater management and for sediment control is performed by the Sediment, Stormwater and Dam Safety Program, and inspections for stormwater management and sediment control are performed by the Compliance Program. Conversely, all non-state/non-federal projects are reviewed at the local level, and if delegated, inspected at the local level. In non-delegated jurisdictions, the MDE Compliance Program performs sediment control inspections. Emphasis remained on accounting for sediment control inspections when they were performed in association with the inspection of other media permits.

In the following table, 7326 inspections were performed at 3350 local Erosion and Sediment Control Approvals, while 1451 inspections were performed at 729 stormwater management approvals. The Program's emphasis has continued to focus on sediment control inspections.

## **CONTRIBUTES TO MANAGING FOR RESULTS**

Goal #5: Improving and Protecting Maryland's Water Quality

### **SUCCESSSES AND CHALLENGES**

Excessive nutrients and sediment have the potential to impact the water quality. The delivery of these pollutants may occur via stormwater runoff from construction activities. Inspections remain a priority, as evidenced by the numbers. The numbers are consistent with last year's totals with slight decrease in Number of Inspections and in Penalties Obtained. *COMAR 26.17.01.09.D.(2)*, states: "Ensure that every active site having a designed erosion and sediment control plan is inspected for compliance with the approved plan on the average of once every two weeks." This requirement is not being met and is in part reflected in the Inspection Coverage Rate.

As in the previous year, the Allegany and Frederick Soil Conservation Districts continued to perform Erosion and Sediment Control inspections on behalf of the Department. The numbers of sites Inspected and numbers of inspections on the following table do not reflect the activities of the three SCD's.

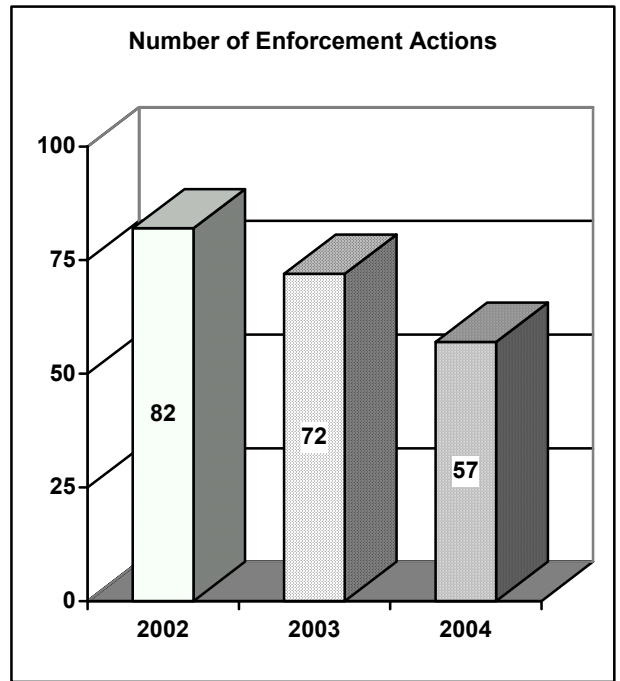
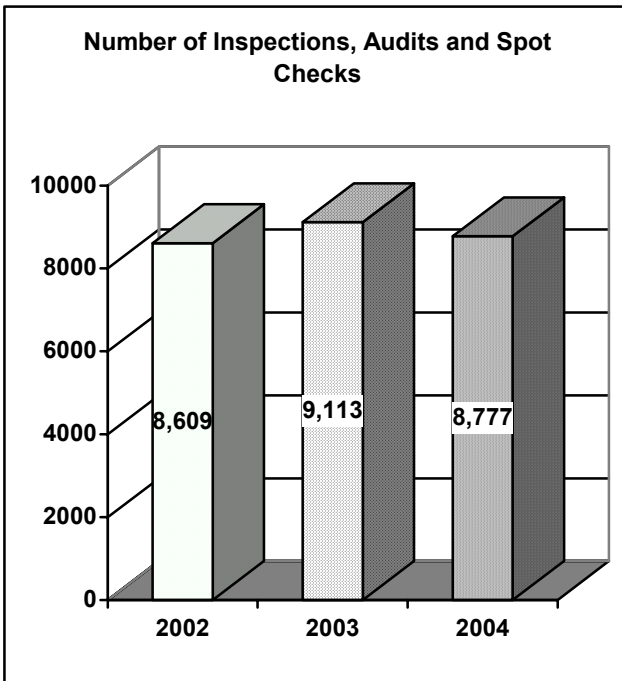
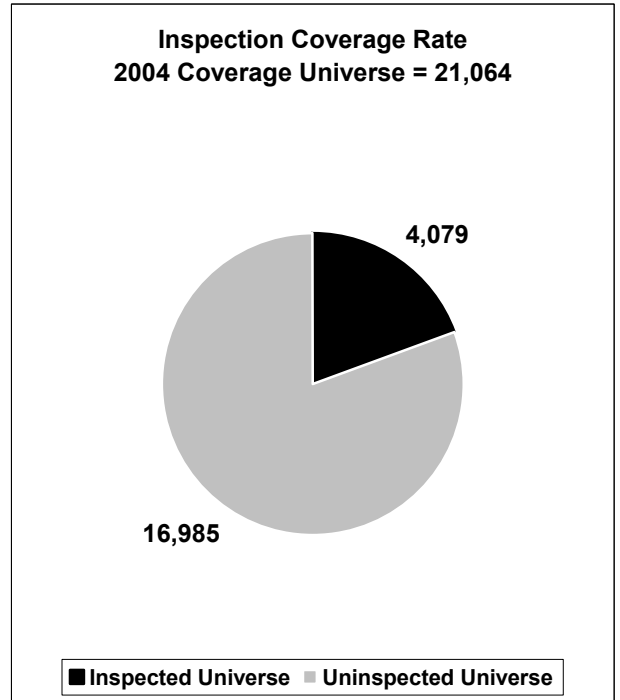
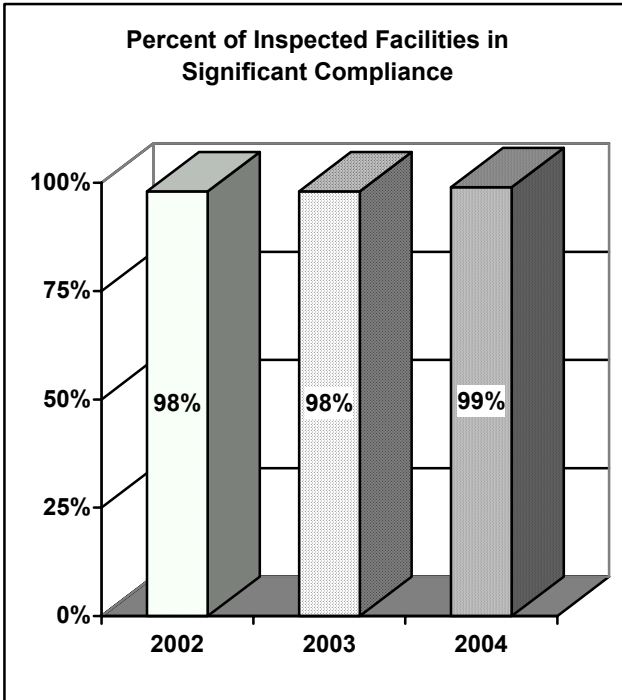
## Stormwater Management and Erosion & Sediment Control For Construction Activity

	2004 Totals
<u>PERMITTED SITES/FACILITIES</u>	
Number of Permits/Licenses issued*	1,455
Number of Permits/Licenses in effect at Fiscal Year End	21,064
<u>OTHER REGULATED SITES/FACILITIES</u>	
None	
<u>INSPECTIONS</u>	
Number of Sites inspected	4,079
Number of Inspections, Audits, Spot Checks	8,777
<u>COMPLIANCE PROFILE:</u>	
Number of Inspected Sites/Facilities with Significant Violations	31
% of Inspected Sites/Facilities in Significant Compliance	99%
% of Inspected Sites/Facilities with Significant Violations	1%
Inspection coverage Rate **	19%
<u>SIGNIFICANT VIOLATIONS</u>	
Number of Significant Violations involving Environmental or Health Impact	18
Number of Significant Violations based on Technical/Preventative Deficiencies	14
Number of Significant Violations carried over awaiting disposition from Previous Fiscal year	31
Total	63
<u>DISPOSITION OF SIGNIFICANT VIOLATIONS</u>	
Resolved	43
Ongoing	20
<u>ENFORCEMENT ACTIONS</u>	
Number of Compliance Assistance rendered	851
Number of Show Cause, Remedial, Corrective Actions issued	13
Number of Stop Work Orders	13
Number of Injunctions obtained	2
Number of Penalty and Other Enforcement Actions	29
Number of Referrals to Attorney General for possible Criminal Action	0
<u>PENALTIES</u>	
Amount of Administrative or Civil Penalties obtained	\$139,495

\*Includes Sites Permitted Under the General Permit for Construction Activity

\*\* Coverage rate above is computed as the total number of sites inspected and dividing that by the total number of permits/licenses in effect.

## Stormwater Management and Erosion & Sediment Control For Construction Activity



# Mining – Coal

## **PURPOSE**

A coal-mining permit has been implemented to minimize the effects of coal mining on the environment. In addition to environmental controls, the permit provides for proper land reclamation and ensures public safety. Permits are required for surface coal mining, deep coal mining, prospecting, preparation plants, loading facilities, and refuse reclamation operations. All coal mining activity occurs in Allegany and Garrett Counties.

## **AUTHORITY**

FEDERAL: Surface Mining Control and Reclamation Act of 1977

STATE: Environment Article, Title 15, Subtitle 5; COMAR 26.20

## **PROCESS**

Upon issuance of a permit/license/authorization the file is transferred to the Compliance Program where an inspection priority is assigned. By agreement with the federal Office of Surface Mining (OSM), MDE has committed to inspect each permitted facility on a monthly basis. The inspectors then schedule routine inspections of the facilities adhering to the assigned priority as much as workload allows. Facilities are not given advance notification of routine inspections. At any time during the process, the inspection frequency can be adjusted as site conditions or workload demands.

## **CONTRIBUTES TO MANAGING FOR RESULTS**

Goal #5: Improving and Protecting Maryland's Water Quality

## **SUCCESSSES AND CHALLENGES**

Within the activity of mining coal the potential exists to degrade water quality through the transport of sediment-laden water and acidic water with pH values that can adversely impact the aquatic habitat. Proper land reclamation after the completion of the mining activity provides a benefit to the water quality as well as productive use of the land. Proper planning and land reclamation is important to ensure that these negative impacts do not occur.

The Compliance Program has been able to maintain its level of activity in this media in accordance with its agreement with the federal Office of Surface Mining (OSM) with increases in Compliance Assistance. The increase in Compliance Assistance that started last fiscal year has continued to rise as a result of clearer direction by management and more accurate record keeping by staff for this measure. Specific regulatory inspection requirements are being met.

COMAR 26.20.31.02.A "The Bureau shall conduct an average of one partial inspection per month of each active surface mining and reclamation operation and shall conduct as many partial inspections for each inactive surface mining and

reclamation operation as necessary to ensure effective enforcement of the Regulatory Program.”

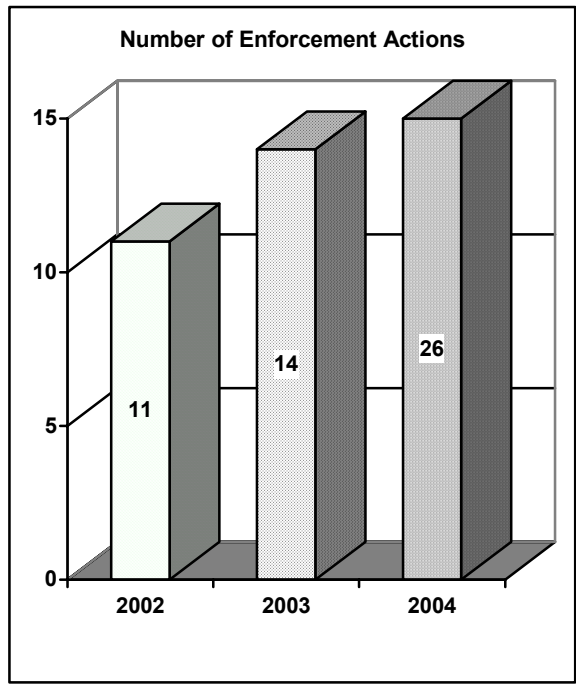
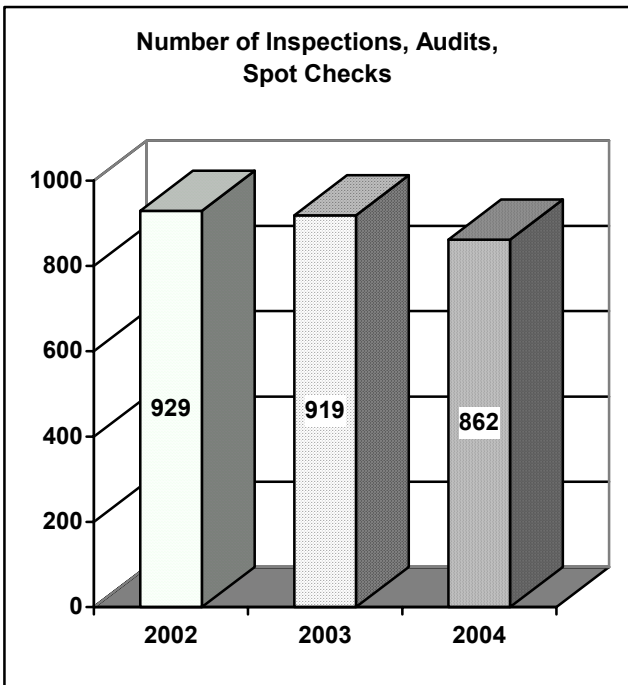
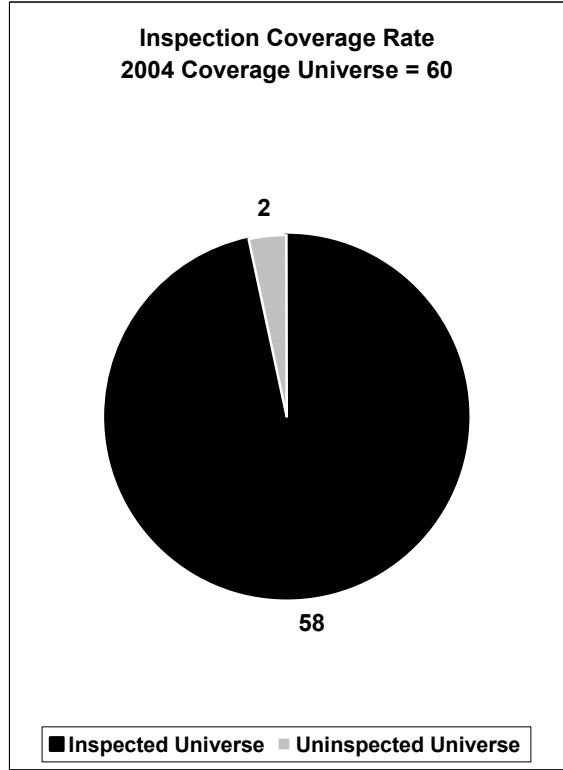
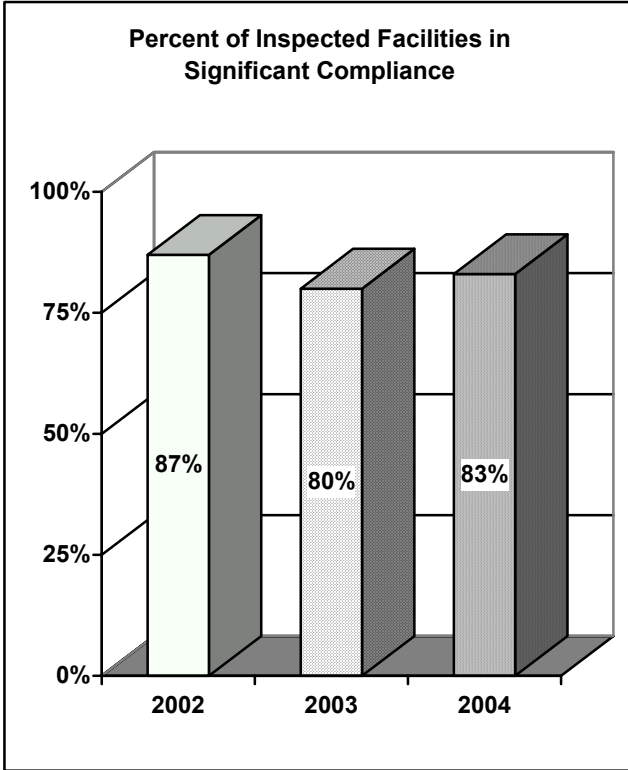
COMAR 26.20.31.02.B. “The Bureau shall conduct an average of at least one complete inspection per calendar quarter of each active or inactive surface mining and reclamation operation.”

## Mining – Coal

	2004 Totals
<u>PERMITTED SITES/FACILITIES</u>	
Number of Permits/Licenses issued	47
Number of Permits/Licenses in effect at Fiscal Year End	60
<u>OTHER REGULATED SITES/FACILITIES</u>	
Coal mining operating licenses issued	1
Coal mining operating licenses in effect at Fiscal Year end	32
Surface coal mining blaster certifications issued	4
Surface coal mining blaster certifications in effect at Fiscal Year end	34
<u>INSPECTIONS</u>	
Number of Sites inspected	58
Number of Inspections, Audits, Spot Checks	862
<u>COMPLIANCE PROFILE:</u>	
Number of Inspected Sites/Facilities with Significant Violations	10
% of Inspected Sites/Facilities in Significant Compliance	83%
% of Inspected Sites/Facilities with Significant Violation	17%
Inspection coverage Rate **	97%
<u>SIGNIFICANT VIOLATIONS</u>	
Number of Significant Violations involving Environmental or Health Impact	11
Number of Significant Violations based on Technical/Preventative Deficiencies	10
Number of Significant Violations carried over awaiting disposition from Previous Fiscal year	2
Total	23
<u>DISPOSITION OF SIGNIFICANT VIOLATIONS</u>	
Resolved	12
Ongoing	11
<u>ENFORCEMENT ACTIONS</u>	
Number of Compliance Assistance rendered	228
Number of Show Cause, Remedial, Corrective Actions issued	19
Number of Stop Work Orders	4
Number of Injunctions obtained	0
Number of Penalty and Other Enforcement Actions	3
Number of Referrals to Attorney General for possible Criminal Action	0
<u>PENALTIES</u>	
Amount of Administrative or Civil Penalties obtained	\$1,700

\* Coverage rate above is computed as the total number of permitted sites inspected divided by the total number of permits/licenses in effect.

# Mining – Coal





# Mining – Non-Coal

## **PURPOSE**

A mining permit has been implemented to minimize the effects of surface mining on the environment. In addition to environmental controls, the permit provides for proper land reclamation and ensures public safety. A performance bond of \$1,250 per acre is required to ensure that proper reclamation occurs.

## **AUTHORITY**

STATE: Environment Article – Title 15, Subtitle 8; COMAR 26.21

## **PROCESS**

Upon issuance of a permit/license/authorization the file is transferred to the Compliance Program where an inspection priority is assigned. The inspectors then schedule routine inspections of the facilities adhering to the assigned priority as much as workload allows. Facilities are not given advance notification of routine inspections. At any time during the process, the inspection frequency can be adjusted as site conditions or workload demands.

The Department does not have the authority to collect administrative penalties for this program.

## **CONTRIBUTES TO MANAGING FOR RESULTS**

Goal #5: Improving and Protecting Maryland's Water Quality.

## **SUCCESSSES AND CHALLENGES**

Within the activity of mining, the potential exists to degrade water quality through the transport of sediment-laden water and industrial stormwater runoff. These factors can adversely impact the aquatic habitat. Proper mining practices and land reclamation after the completion of the mining activity provides a benefit to the water quality. Through the Non-Coal Mining Permit inspections, mining, reclamation and stormwater runoff are evaluated for their efficiencies to ensure that adverse impacts to surface and groundwater are minimized. The Annotated Code §15-828 (a), states, "At any reasonable time which the Department elects, but at least once a year, the Department shall cause each permit area to be inspected to determine if the permittee has complied with the mining and reclamation plan, the requirements of this subtitle, any rules and regulations adopted under it....." This requirement is not being met due to our multimedia prioritization and shifts between media from year to year which is reflected in the coverage rate for all media.

*This page intentionally left blank.*

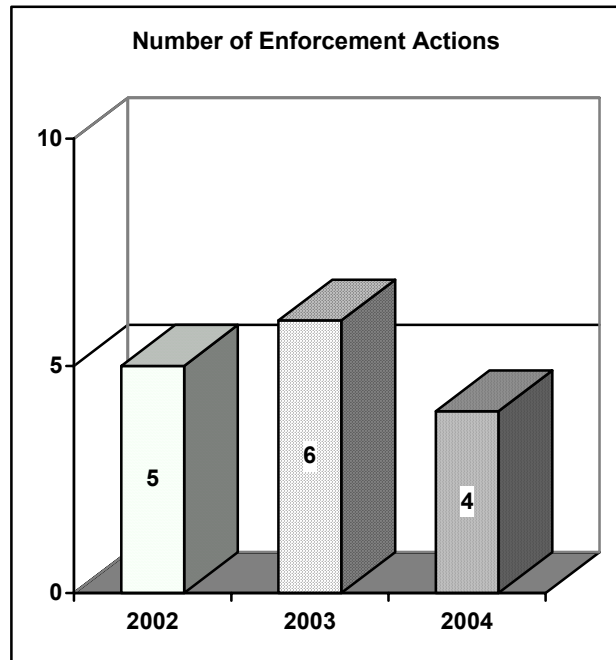
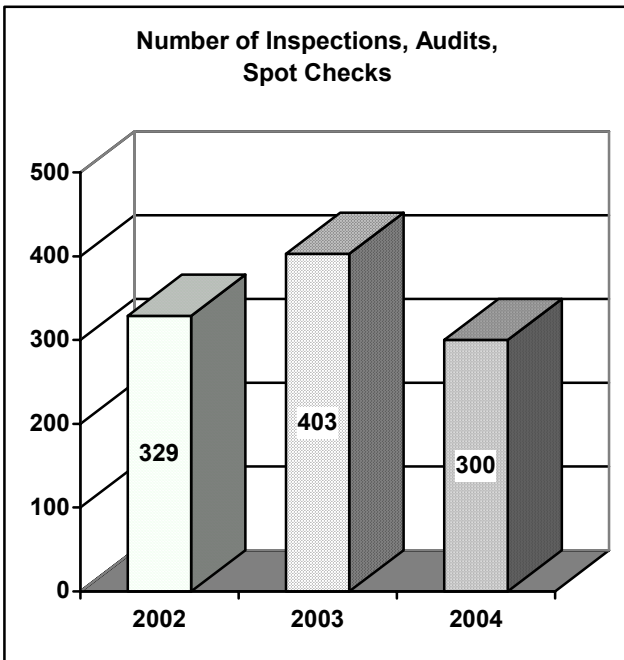
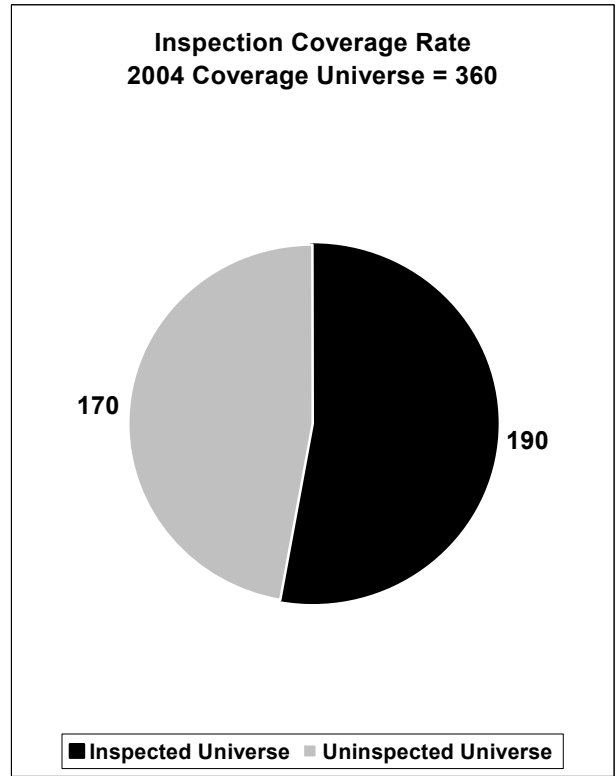
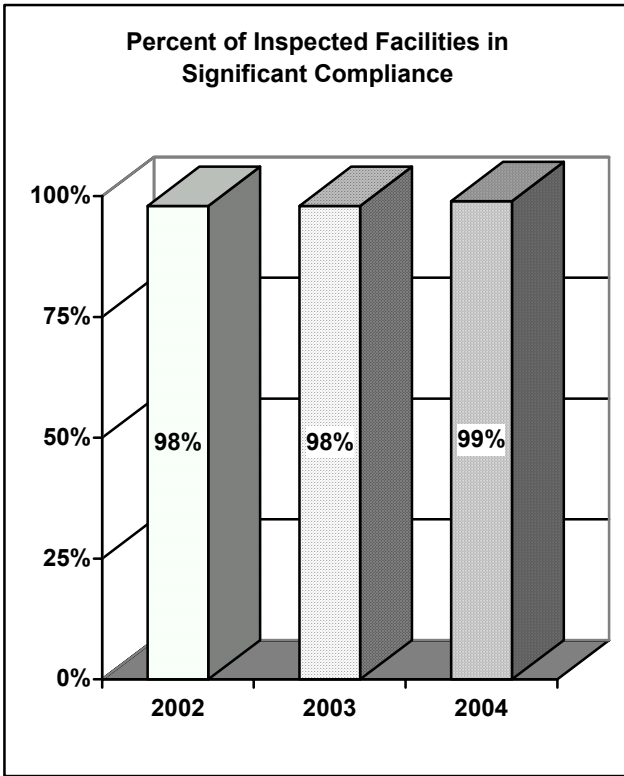
## Mining – Non-Coal

	2004 Totals
<u>PERMITTED SITES/FACILITIES</u>	
Number of Permits/Licenses issued*	238
Number of Permits/Licenses in effect at Fiscal Year End *	360
<u>OTHER REGULATED SITES/FACILITIES</u>	
None	
<u>INSPECTIONS</u>	
Number of Sites inspected	190
Number of Inspections, Audits, Spot Checks	300
<u>COMPLIANCE PROFILE:</u>	
Number of Inspected Sites/Facilities with Significant Violations	1
% of Inspected Sites/Facilities in Significant Compliance	99%
% of Inspected Sites/Facilities with Significant Violations	1%
Inspection coverage Rate **	53%
<u>SIGNIFICANT VIOLATIONS</u>	
Number of Significant Violations involving Environmental or Health Impact	1
Number of Significant Violations based on Technical/Preventative Deficiencies	0
Number of Significant Violations carried over awaiting disposition from Previous Fiscal year	1
Total	2
<u>DISPOSITION OF SIGNIFICANT VIOLATIONS</u>	
Resolved	1
Ongoing	1
<u>ENFORCEMENT ACTIONS</u>	
Number of Compliance Assistance rendered	26
Number of Show Cause, Remedial, Corrective Actions issued	1
Number of Stop Work Orders	1
Number of Injunctions obtained	2
Number of Penalty and Other Enforcement Actions	0
Number of Referrals to Attorney General for possible Criminal Action	0
<u>PENALTIES</u>	
Amount of Administrative or Civil Penalties obtained	\$0

\* Includes Non-Coal Mining Permits & Licenses, New/Renewals/Transfers/Modifications.

\*\* Coverage rate above is computed as the total number of sites inspected and dividing that by the total number of permits/licenses in effect.

# Mining – Non-Coal



# Oil and Gas Exploration And Production

## **PURPOSE**

The drilling and operation of a gas or oil well requires a permit. The operation of a gas storage facility also requires a permit. Permits are also required for seismic operations. Permits are issued to ensure public safety and to provide for the protection of public and private property. Permitting provides for the use of stringent environmental controls to minimize impacts resulting from the operation.

## **AUTHORITY**

STATE: Environment Article - Title 14, Subtitles 1, 2 and 3; COMAR 26.19.

## **PROCESS**

Upon issuance of a permit/license/authorization the file is transferred to the Compliance Program where an inspection priority is assigned. The inspectors then schedule routine inspections of the facilities in accordance with the assigned priority. Facilities are not given advance notification of routine inspections. Site inspections may be adjusted to reflect changing workloads or inspection priorities. Inspections performed for this program are typically safety inspections at natural gas storage facilities. The inspections typically verify that proper warning and informational signs are properly placed and that any special conditions specific to the permit are in compliance.

## **CONTRIBUTES TO MANAGING FOR RESULTS**

Goal #5: Improving and Protecting Maryland's Water Quality.

## **SUCCESSSES AND CHALLENGES**

Although the potential for environmental harm exists, the Compliance Program, in balancing overall environmental risks and staff resources, has determined that this media is a low priority media for its routine activities.

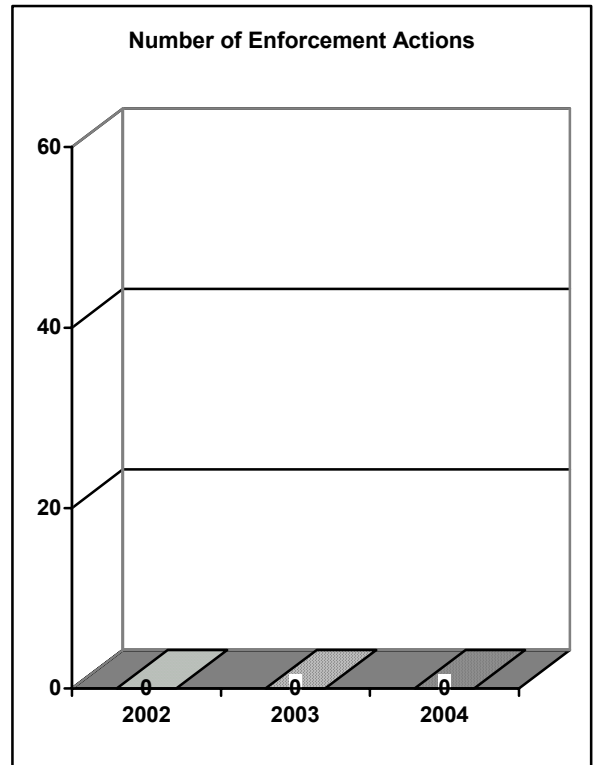
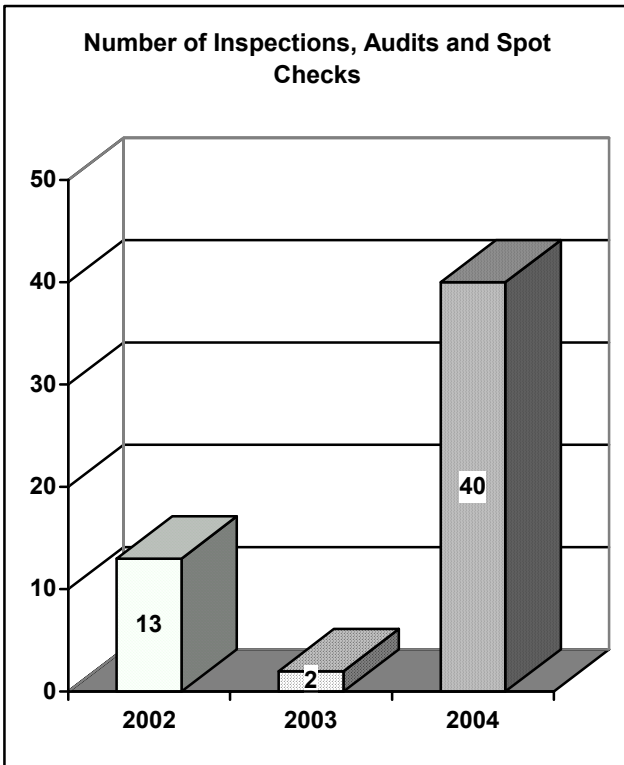
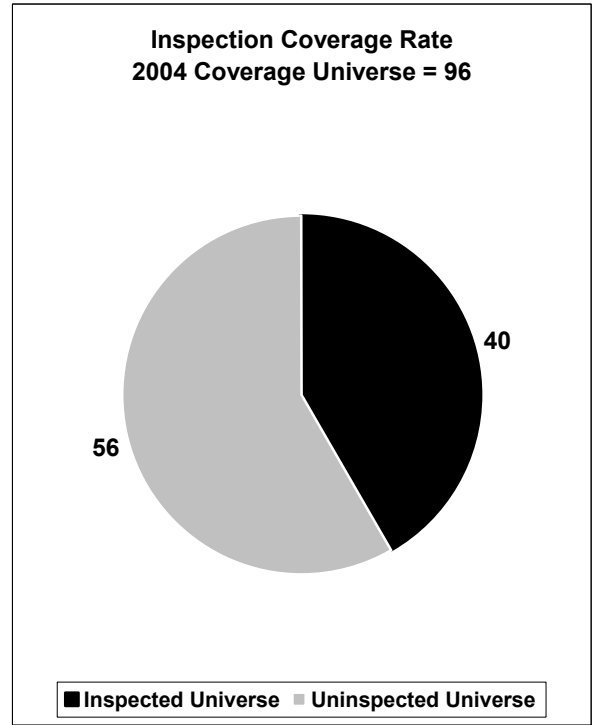
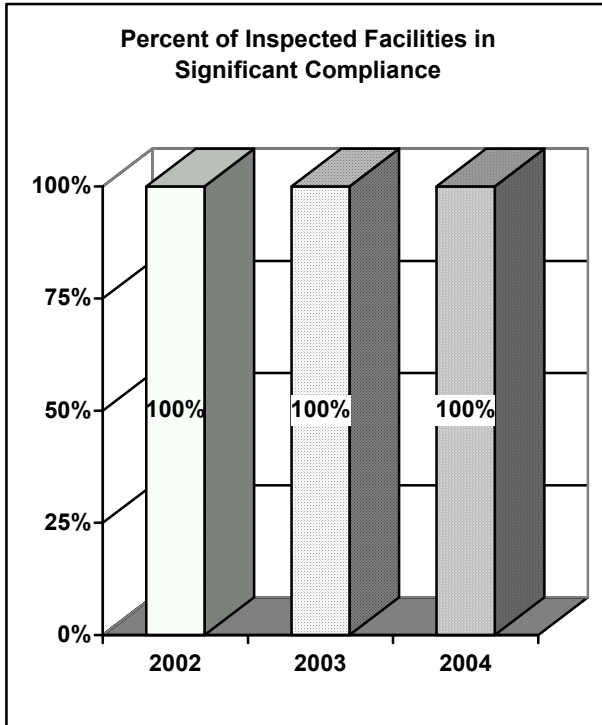
*This page intentionally left blank.*

## Oil and Gas Exploration And Production

	2004 Totals
<u>PERMITTED SITES/FACILITIES</u>	
Number of Permits/Licenses issued (renewal of previously expired permits)	0
Number of Permits/Licenses in effect at Fiscal Year End	96
<u>OTHER REGULATED SITES/FACILITIES</u>	
None	0
<u>INSPECTIONS</u>	
Number of Sites inspected	40
Number of Inspections, Audits, Spot Checks	40
<u>COMPLIANCE PROFILE:</u>	
Number of Inspected Sites/Facilities with Significant Violations	0
% of Inspected Sites/Facilities in Significant Compliance	100%
% of Inspected Sites/Facilities with Significant Violations	0%
Inspection coverage Rate *	42%
<u>SIGNIFICANT VIOLATIONS</u>	
Number of Significant Violations involving Environmental or Health Impact	0
Number of Significant Violations based on Technical/Preventative Deficiencies	0
Number of Significant Violations carried over awaiting disposition from Previous Fiscal year	0
Total	0
<u>DISPOSITION OF SIGNIFICANT VIOLATIONS</u>	
Resolved	0
Ongoing	0
<u>ENFORCEMENT ACTIONS</u>	
Number of Compliance Assistance rendered	0
Number of Show Cause, Remedial, Corrective Actions issued	0
Number of Stop Work Orders	0
Number of Injunctions obtained	0
Number of Penalty and Other Enforcement Actions	0
Number of Referrals to Attorney General for possible Criminal Action	0
<u>PENALTIES</u>	
Amount of Administrative or Civil Penalties obtained	\$0

\* Coverage rate above is computed as the total number of sites inspected and dividing that by the total number of permits/licenses in effect.

# Oil and Gas Exploration and Production





# Water Supply Program

## **PURPOSE**

The mission of the Water Supply Program (WSP) is to ensure that public drinking water systems provide safe and adequate water to all present and future users in Maryland, and that appropriate usage, planning and conservation policies are implemented for Maryland water resources. This mission is accomplished through proper planning for water withdrawal, protection of water resources that are used for public water supplies, oversight and enforcement of routine water quality monitoring at public water systems, regular on-site inspections of water systems and prompt response to water supply emergencies. The WSP regulates more than 1,000 community water systems (such as municipalities, small and large private systems) and non-transient non-community water systems (such as businesses, schools, and day cares). These systems must test for over 80 regulated contaminants on schedules that vary based on water source, system type and population.

In addition, there are more than 2,600 transient non-community water systems (such as convenience stores, campgrounds, and restaurants) throughout the State, which are regularly inspected and tested for acute contaminants. Since 1998, MDE has negotiated delegation agreements with county health departments for enforcement of Safe Drinking Water Act regulations for the transient non-community water systems. Twenty of the twenty-three counties have accepted delegated authority for these systems, and MDE has direct enforcement of the requirements for the three remaining counties.

## **AUTHORITY**

FEDERAL: Safe Drinking Water Act; 40 CFR 141, 142, and 143

STATE: Environment Article, Title 9, Subtitles 2, 4, and 5; COMAR 26.04

## **PROCESS**

### **Community and Non-Transient Non-Community Water Systems**

The Water Supply Program uses a multiple-barrier approach to ensure that public drinking water systems in Maryland are able to provide a safe and adequate supply of drinking water to their consumers. This approach includes review and approval of potential water sources and construction plans, evaluation of a new system's technical, financial, and managerial capacity, regular inspection of drinking water facilities, close oversight of water quality monitoring, and maintenance of licensed operators at water treatment facilities. The WSP reviews and approves all new drinking water sources for community water systems to ensure that sources are not impacted by existing or potential contamination sources. Sources are thoroughly tested to ensure adequacy of quantity and quality. Upon endorsement of the reliability of the source, the water system initiates the design and construction of necessary water treatment, storage and distribution systems, with review and approval of the WSP. After operation begins, periodic sanitary surveys are conducted to ensure that the water system can provide safe and reliable drinking

water to its customers. A sanitary survey is a comprehensive on-site assessment and inspection of all water system components including the source, treatment, storage, and distribution systems, as well as a review of operations and maintenance of the system. Sanitary surveys can be used following known or suspected problems or on a routine basis to assess the water system's viability and prevent future problems from occurring.

Two ongoing programs, the source water assessment program and the capacity development program, improve the management of Maryland's water resources and water supply operations. The source water assessment program reviews water supply sources and their susceptibility to contamination. Detailed reports including recommendations for protecting water sources are provided to water suppliers, and county governments. The capacity development program evaluates the strength of a water system's technical, financial, and managerial capability, and provides technical assistance to improve water system operation. All new systems must submit a plan showing that adequate technical, managerial and financial capacity is in place prior to beginning of their operation.

Public water systems are required to conduct routine sampling of their water quality. The type and frequency of analysis depend on the type of system, its population, and the vulnerability of its water supply. The WSP reviews and evaluates more than 40,000 water quality records each year. In the WSP, emphasis is placed on preventive measures instead of reactive enforcement actions in order to avert serious public health incidents. The vast majority of drinking water violations are corrected immediately, or following the issuance of a Notice of Violation. Systems must notify their consumers when violations of the Safe Drinking Water Act occur.

### **Transient Non-community Water Systems**

The WSP provides funding to county environmental health programs to accept delegation of responsibilities for transient non-community water systems in their jurisdictions. Twenty of the twenty-three counties have accepted delegation of the program. These counties conduct routine inspections and ensure that systems are monitored in accordance with State and federal requirements. Transient non-community water systems are required to monitor only for contaminants that have acute health risks, including nitrate, nitrite, and bacteria. The WSP provides guidance and training to the counties, and reports only health-based violations to EPA for these systems. The WSP is also conducting statewide evaluations to determine whether ground water systems are under the influence of surface water. Ground water systems under the influence of surface water will be required to meet federally-mandated treatment technique requirements, and to conduct additional bacteria monitoring as well as turbidity monitoring.

The WSP directly oversees implementation of federal and State regulations for transient non-community water systems in Prince George's, Montgomery and Wicomico counties since these three counties declined the delegated program and

funding assistance. Currently, 115 transient water systems are directly overseen by the WSP. Oversight includes regular inspections of the systems, enforcement of monitoring requirements, and follow-up to occasional water quality problems that arise. The WSP reports technical and health-based violations to EPA on a quarterly basis for these systems.

## **CONTRIBUTES TO MANAGING FOR RESULTS**

GOAL #2: Ensuring Safe and Adequate Drinking Water.

## **SUCCESSSES AND CHALLENGES**

### **Water Conservation**

Under the 2002 Maryland Water Conservation Act, large water systems are required to include a description of water conservation practices when applying for new or expanded water appropriation permits. The Maryland Water Conservation Act required MDE to produce guidelines on water conservation best management practices for water utilities. This document was published in October 2003 and is available on MDE's website at [www.mde.state.md.us](http://www.mde.state.md.us).

Since January 2001, MDE has evaluated hydrologic conditions using a plan developed by the Statewide Water Conservation Advisory Committee. Conditions are evaluated on a regional basis, and drought status is assessed monthly during normal conditions, and more frequently during times of water shortage. Hydrologic conditions were normal for all regions during 2004.

### **Regulations**

Two federal drinking water regulations, the Radionuclides Rule and the Arsenic Rule were adopted into State regulations in September 2003. The Long Term 1 Enhanced Surface Water Treatment Rule has been drafted for proposal in Fall 2004. The WSP provided guidance material and training on the regulations to public water systems throughout the State in 2003. Enforcement of regulations that were finalized in recent years, including the Disinfectants and Disinfection Byproducts and Consumer Confidence Rules, resulted in an increase in the number of technical violations that were incurred by community and non-transient non-community water systems during the fiscal year. Compliance with the new regulations is expected to improve as water systems become familiar with the new requirements and make required infrastructure changes to meet new standards.

### **Capacity Development**

The WSP submitted a report entitled "Safe Drinking Water Act Capacity Development Report" to the Governor in September 2002, and has collected capacity development information from 90% of its community water systems through a self-assessment survey. This survey helped establish a baseline that will be used to measure improvements in water system capacity in the future.

### **Emergency Response**

WSP staff respond to water supply emergencies twenty-four hours a day and may offer technical advice, special sampling, or onsite assistance. Following Tropical Storm Isabel, emergency response involved evaluating the safety of the water supply and determining whether a boil-water advisory was required to protect public health. WSP staff provided extensive technical assistance to water systems prior to and following Tropical Storm Isabel.

### **Source Water Assessment**

The WSP continued to conduct initial source water assessments for public water systems throughout Maryland. Maryland is conducting studies to define areas of contribution for each public water supply, identify potential sources of contamination within those areas, and assess the vulnerability of the supply to those sources of contamination.

As of June 2004, source water assessment reports have been drafted and sent out for 426 community water systems and over 1,600 non-community water systems. The remainder of the assessments are scheduled to be completed by the end of calendar 2004.

### **Lead in Schools Initiative**

WSP has been actively involved in assisting Maryland's schools to reinstate programs for lead testing in their drinking water since Baltimore City Schools discovered high levels of lead in the drinking water in 2003.

On March 16, 2004, the Maryland State Department of Education (MSDE), with the help of MDE, the Department of Human Resources, the Department of Health and Mental Hygiene, and Friends of the Family, Inc. surveyed each of Maryland's 23 counties and Baltimore City. The survey was conducted in order to evaluate the current status of lead testing efforts within Maryland's public schools. In response to the survey, many of Maryland's local Boards of Education began contacting WSP for guidance on testing for lead in the drinking water at schools that are supplied by municipal water, which are not subject to Safe Drinking Water Act monitoring requirements.

In April 2004, WSP notified 20 State-certified laboratories that routinely test for lead in drinking water to use the EPA-Lead Contamination Control Act (LCCA) protocol. In addition, WSP included a LCCA sample collection form that was initially developed to assist Baltimore City schools. As of June 2004, one-third of Maryland's counties have confirmed with MDE that their schools are now being tested for lead in the drinking water or will be tested for lead in the near future.

### **Water System Security Planning**

The Bioterrorism Act through the Environmental Protection Agency requires vulnerability assessments (VAs) and emergency response plans (ERPs) for water

systems exceeding 3,300 in population. The vulnerability assessments must follow specific procedures developed by EPA.

As of May 2004, the large water systems, serving populations greater than 100,000 people, and the medium systems, serving between 50,000-99,999, had completed their VAs. From the time the VA is submitted, a system has 6 months to submit an ERP. Maryland's 100% compliance with VA submission for the large and medium size systems represents nine (9) systems serving a population of nearly 3.9 million people. The small systems ranging in size from 3,300-49,999 were scheduled to complete their VAs by June 30, 2004.

WSP staff provide on-going technical assistance to water systems regarding vulnerability assessments, emergency response plans, sampling protocols and resources. In addition, WSP informs water systems of relevant security related updates and federal security alerts. WSP utilizes the Water Information Sharing and Analysis Center (WaterISAC), which is a centralized, highly secure internet portal to analyze, collect and disseminate information on threats to water and wastewater facilities. This provides a two-way alert and reporting system between law enforcement and the drinking water and wastewater utilities.

#### **Water Resource Management Advisory Committee**

In April 2003, Executive Order 01.01.2003.08 created the Advisory Committee on the Management and Protection of the State's Water Resources. The Committee, which is comprised of representatives from five State agencies, local government, academia, water suppliers, and the environmental community, began meeting in the Fall of 2003. This committee reviewed the existing regulatory framework and resources available for management of the State's resources, and recommended additional actions or policies necessary to ensure the long-term use and protection of Maryland's groundwater and surface waters. A final report of findings and recommendations was submitted to the Governor by May 31, 2004.

*This page intentionally left blank.*

## Water Supply Program

### Community and Non-transient Non-community Water Systems

	2004 Totals
<u>PERMITTED SITES/FACILITIES</u>	
Number of Permits/Licenses Issued *	766
Number of Permits/Licenses in Effect at Fiscal Year End	2,838
<u>OTHER REGULATED SITES/FACILITIES</u>	
Number of Community and Non-transient Non-community Water Systems **	1,073
<u>INSPECTIONS</u>	
Number of Sites Inspected	1,073
Number of Inspections, Audits, Spot Checks	22,860
<u>COMPLIANCE PROFILE:</u>	
Number of Inspected Sites/Facilities with Significant Violations ***	149
% of Sites/Facilities in Significant Compliance	86%
% of Sites/Facilities with Significant Violations	14%
Inspection Coverage Rate ****	100%
<u>SIGNIFICANT VIOLATIONS</u>	
Number of Significant Violations involving Environmental or Health Impact	26
Number of Significant Violations based on Technical/Preventative Deficiencies	42
Number of Significant Violations carried over awaiting disposition from Previous Fiscal Year	81
Total	149
<u>DISPOSITION OF SIGNIFICANT VIOLATIONS</u>	
Resolved	104
Ongoing	45
<u>ENFORCEMENT ACTIONS *****</u>	
Number of Compliance Assistance Actions Rendered *****	1085
Number of Show Cause, Remedial, Corrective Actions Issued	0
Number of Stop Work Orders	0
Number of Injunctions Obtained	0
Number of Penalty and Other Enforcement Actions	307
Notices Given to Public by Water Systems under Section 9-410	104
Number of Referrals to Attorney General for Possible Criminal Action	1
<u>PENALTIES</u>	
Amount of Penalties Obtained	\$0

\* Number of persons tested and certified by the WSP to collect compliance samples for public water systems.

\*\* This number includes 500 community water systems and 573 Non-transient Non-community water systems.

\*\*\* Number of sites in significant violation includes sites with violations carried over.

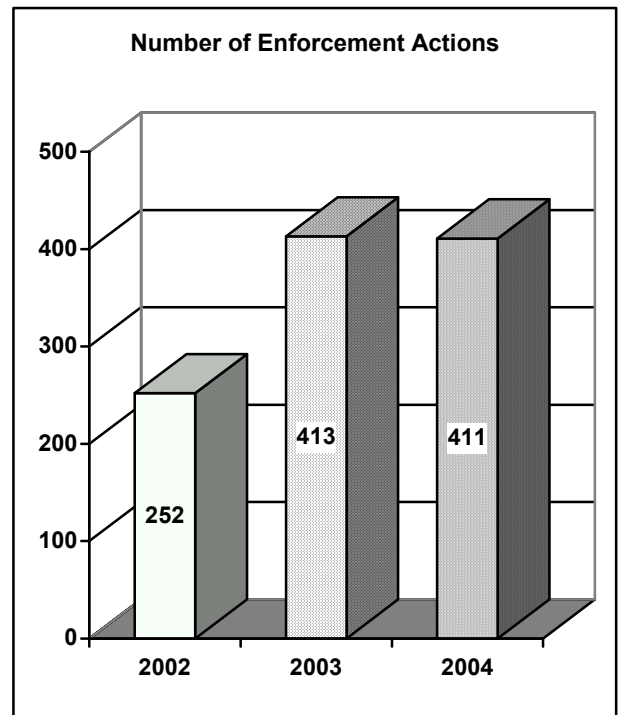
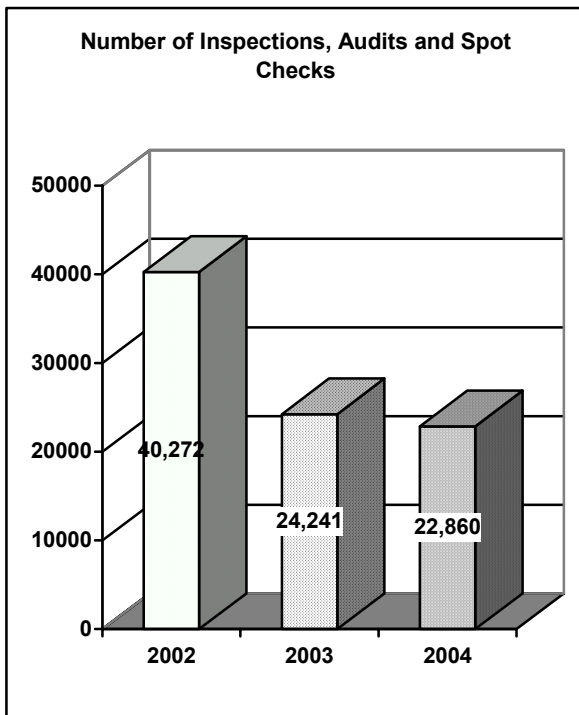
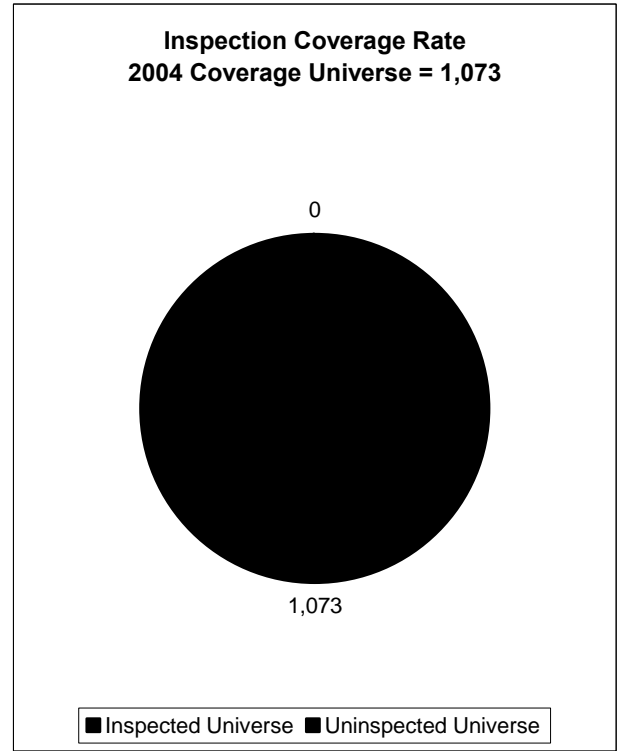
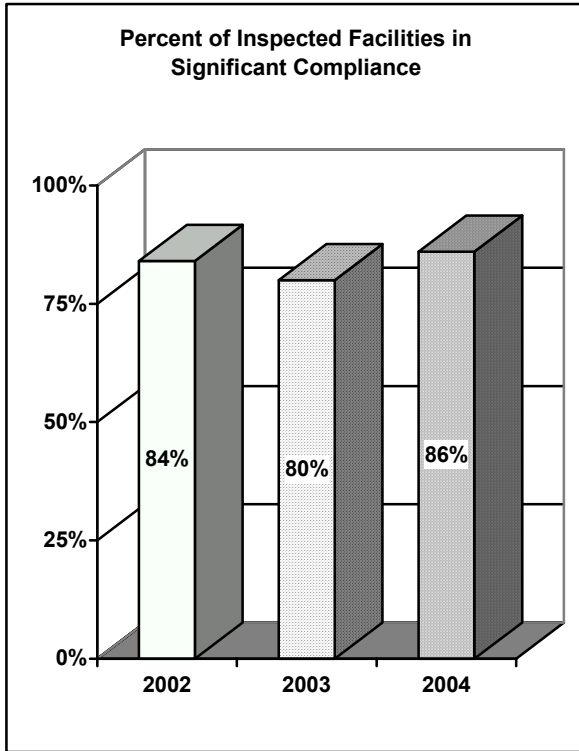
\*\*\*\* Coverage rate above is computed by dividing the number of inspected systems by the total number of community and Non-transient Non-community water systems.

\*\*\*\*\* This year's report separates enforcement actions for Community and Non-Transient non-community water systems from the actions for Transient Non-Community water systems. Those are reported on the subsequent chart.

\*\*\*\*\* This number includes actions to inform public water systems of monitoring requirements under the Safe Drinking Water Act.

# Water Supply Program

## Community and Non-transient Non-community Water Systems





## Water Supply Program Transient Non-community Water Systems

	2004 Totals
<b><u>PERMITTED SITES/FACILITIES</u></b>	
Number of Permits/Licenses Issued	N/A
Number of Permits/Licenses in Effect at Fiscal Year End	N/A
<b><u>OTHER REGULATED SITES/FACILITIES</u></b>	
Number of Transient Noncommunity Water Systems	2,632
<b><u>INSPECTIONS</u></b>	
Number of Sites Inspected	2,414
Number of Inspections, Audits, Spot Checks	14,570
<b><u>COMPLIANCE PROFILE:</u></b>	
Number of Inspected Sites/Facilities with Significant Violations *	371
% of Sites/Facilities in Significant Compliance	85%
% of Sites/Facilities with Significant Violations	15%
Inspection Coverage Rate ***	92%
<b><u>SIGNIFICANT VIOLATIONS</u></b>	
Number of Significant Violations involving Environmental or Health Impact **	316
Number of Significant Violations based on Technical/Preventative Deficiencies ***	26
Number of Significant Violations carried over awaiting disposition from Previous Fiscal Year	84
Total	426
<b><u>DISPOSITION OF SIGNIFICANT VIOLATIONS</u></b>	
Resolved	352
Ongoing	74
<b><u>ENFORCEMENT ACTIONS</u></b>	
Number of Compliance Assistance Actions Rendered ****	159
Number of Show Cause, Remedial, Corrective Actions Issued	0
Number of Stop Work Orders	0
Number of Injunctions Obtained	0
Number of Penalty and Other Enforcement Actions	161
Notices Given to Public by Water Systems under Section 9-410	76
Number of Referrals to Attorney General for Possible Criminal Action	0
<b><u>PENALTIES</u></b>	
Amount of Penalties Obtained	\$0

\*Number of sites in significant violation includes sites with violations carried over.

\* Of the 316 violations, 308 are for systems delegated to county health departments and 8 for systems directly overseen by MDE.

\*\* At this time, Technical and preventative violations are reported only for those systems directly overseen by MDE.

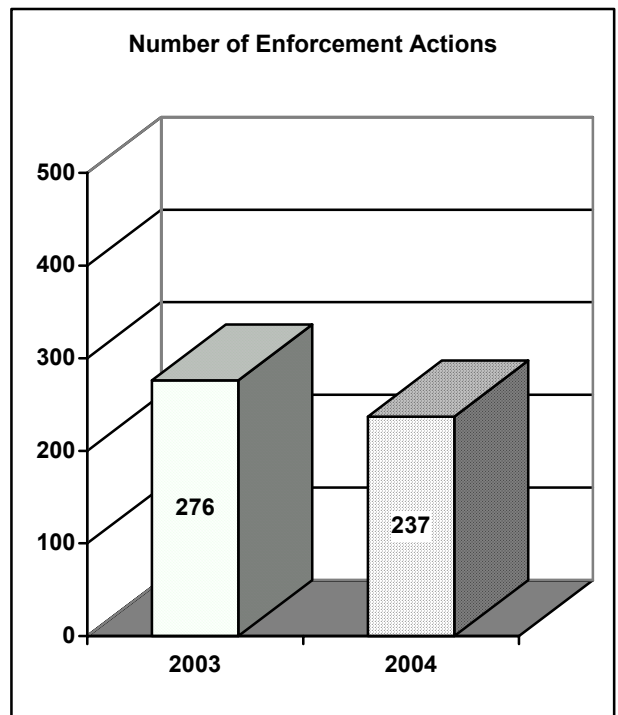
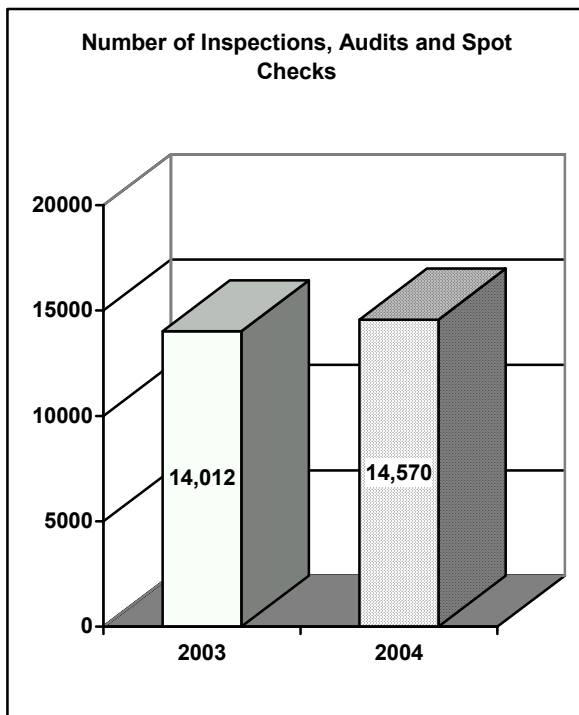
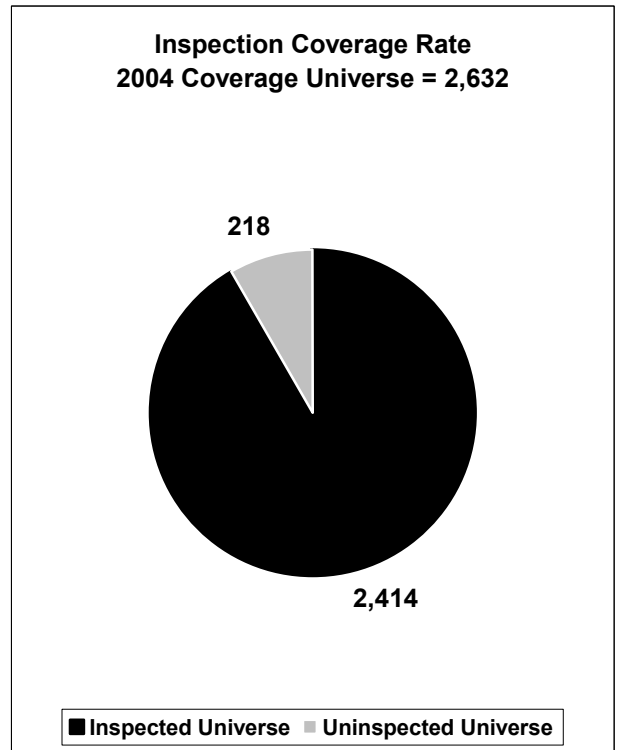
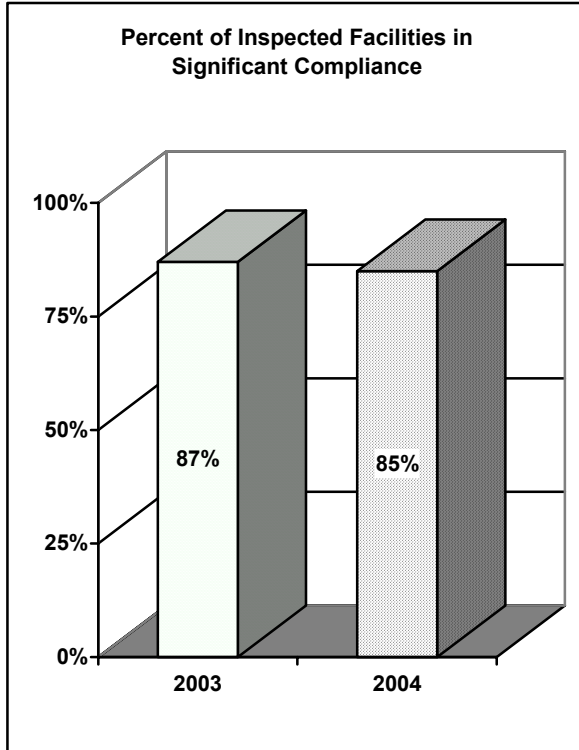
\*\*\* Coverage rate above is computed by dividing the number of inspected systems by the total number of transient Non-community water systems.

\*\*\*\* This number includes actions to inform public water systems of monitoring requirements under the Safe Drinking Water Act.

# Water Supply Program

## Transient Non-community Water Systems

*These systems were reported separately for the first time in fy 2003.*



# Water Supply and Sewerage Construction

## **PURPOSE**

The purpose of water and sewerage construction permits is to ensure that infrastructure projects throughout the State are designed on sound engineering principles and comply with State design guidelines to protect water quality and public health. Water and sewerage construction permits are required before installing, extending or modifying community water supply and/or sewerage systems including treatment plants, pumping stations and major water mains and sanitary sewers greater than 15 inches in diameter. These permits also help to ensure compliance with local comprehensive land use and water and sewerage plans and are supportive of community revitalization and land redevelopment.

## **AUTHORITY**

STATE: Environment Article, Title 9, Subtitle 2, COMAR 26.03.12

## **PROCESS**

Pre-approval: Applicants must show that the proposed water and/or sewerage facilities are included in the current county water and sewerage plans, have a valid NPDES discharge permit (if applicable), and certify that the proposed water and/or sewerage facilities will be operated either publicly or privately under a financial management plan.

Post-approval: The project must be constructed in accordance with the approved plans and specifications. Staff engineers perform inspections in this media to verify the facility is constructed to the approved design and/or the permittee submits "as built" plans or certification that the project was built in accordance with original plans as approved by the Department. Other approvals associated with the construction (i.e. sediment control, wetlands, etc.) are inspected under those media and by those inspectors. After construction of water and/or sewerage facilities, the facility becomes operational under an approved NPDES permit. This program does not have authority to pursue traditional enforcement actions and or other operating standards. For projects where the Department is providing funding, construction violations would necessitate the return of state funds by the local jurisdiction. If a construction violation were to go unnoticed, the eventual result would be the inability of the facility to meet its discharge permit requirements and or other performance requirements. At that time, traditional enforcement tools available under the discharge permit program would be utilized.

There is no correlation between the number of permits issued and the number of sites inspected because inspections are performed only at active construction sites for projects being financed by the Department. Once construction has begun these projects are inspected on a routine basis through completion.

## **CONTRIBUTES TO MANAGING FOR RESULTS**

Goal #5: Improving and Protecting Maryland's Water Quality.

### **SUCCESSSES AND CHALLENGES**

Adequate water and sewer infrastructure is essential to public health and water quality protection. Water and sewerage construction permits help ensure that projects for water and sewerage are designed and constructed in accordance with sound engineering principle and comply with the State design guidelines to protect water quality and public health.

Over the past year the activity numbers have remained fairly consistent with the previous years' activities with the program being on target with its MFR goals. The number of inspections performed is a function of the number of active construction projects being financed by the Department. The Department monitors all projects for which State financial assistance is being provided. Accordingly, the annual number of inspections will vary as the number of financed projects initiate and complete construction.

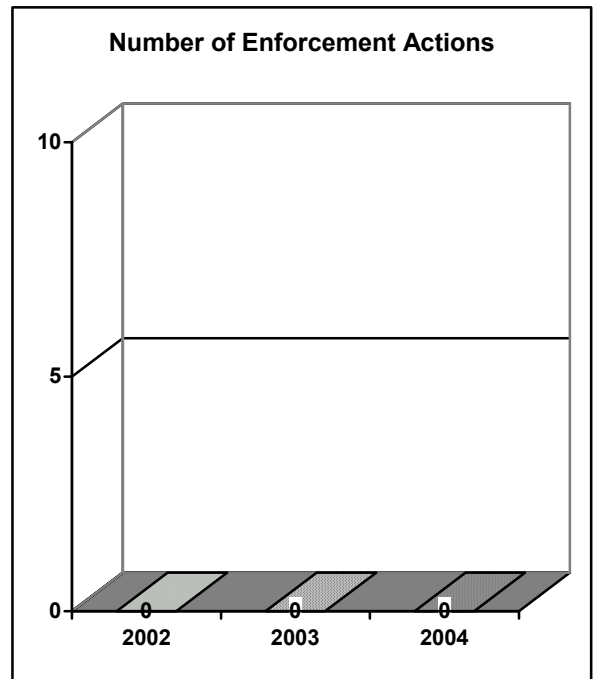
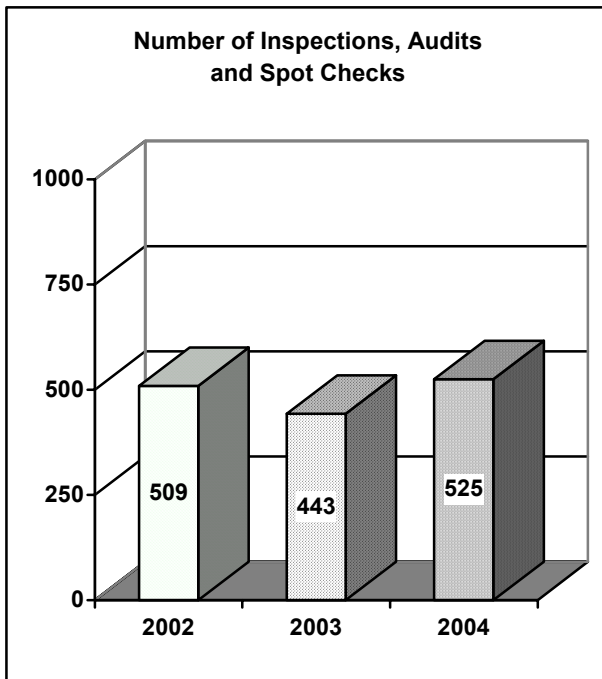
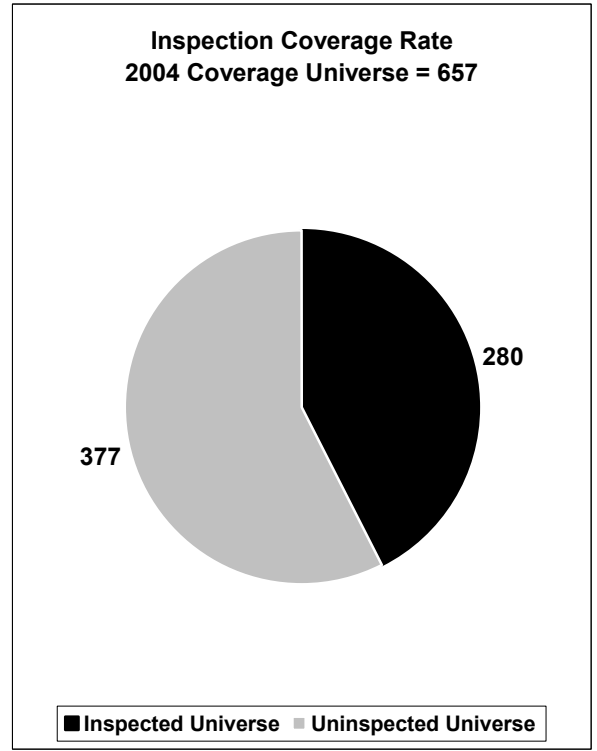
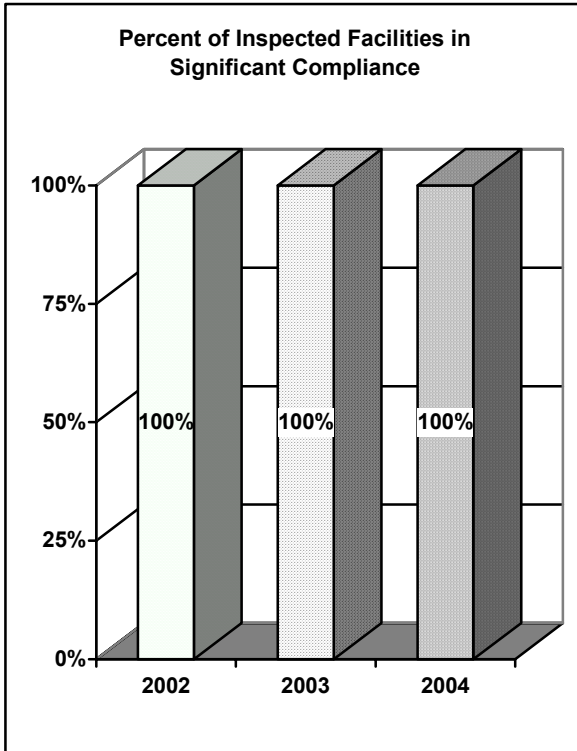
## Water Supply and Sewerage Construction

	2004 Totals
<u>PERMITTED SITES/FACILITIES</u>	
Number of Permits/Licenses issued	186
Number of Permits/Licenses in effect at Fiscal Year End	657
<u>OTHER REGULATED SITES/FACILITIES</u>	
None	0
<u>INSPECTIONS</u>	
Number of Sites inspected	280
Number of Inspections, Audits, Spot Checks	525
<u>COMPLIANCE PROFILE:</u>	
Number of Inspected Sites/Facilities with Significant Violations	0
% of Inspected Sites/Facilities in Significant Compliance	100%
% of Inspected Sites/Facilities with Significant Violations	0%
Inspection Coverage Rate *	43%
<u>SIGNIFICANT VIOLATIONS</u>	
Number of Significant Violations involving Environmental or Health Impact	0
Number of Significant Violations based on Technical/Preventative Deficiencies	0
Number of Significant Violations carried over awaiting disposition from Previous Fiscal year	0
Total	0
<u>DISPOSITION OF SIGNIFICANT VIOLATIONS</u>	
Resolved	0
Ongoing	0
<u>ENFORCEMENT ACTIONS **</u>	
Number of Compliance Assistance rendered	0
Number of Show Cause, Remedial, Corrective Actions issued	0
Number of Stop Work Orders	0
Number of Injunctions obtained	0
Number of Penalty and Other Enforcement Actions	0
Number of Referrals to Attorney General for possible Criminal Action	0
<u>PENALTIES</u>	
Amount of Administrative or Civil Penalties obtained	\$0

\* Coverage rate above is computed as the total number of sites inspected and dividing that by the total number of permits/licenses in effect. All active projects are inspected.

\*\* Program does not have direct legal authority to pursue traditional enforcement actions for violations. It requires the return of grant proceeds. MDE may indirectly use its general water pollution authority if a constructed facility violates the law.

# Water Supply and Sewerage Construction



# Waterway Construction – Dam Safety

## **PURPOSE**

The purpose of the Maryland Dam Safety Division is to assure that dams and other impoundment structures are designed, constructed, operated and maintained safely, in order to protect public safety. The Dam Safety Division issues waterway construction permits for new dams and ponds, as well as for modifications to existing water impoundments. In addition, the Dam Safety Division conducts safety inspections of existing dams, conducts construction inspections and provides technical assistance to dam owners and local Soil Conservation Districts.

## **AUTHORITY**

STATE: Environment Article, Title 5, Subtitle 5; COMAR 26.17.04

## **PROCESS**

Upon issuance of a permit, copies of the approved plans are forwarded to the Compliance Program. Dam Safety Division engineers conduct quality assurance inspections. The Compliance Program may inspect the site to determine whether construction has begun or to perform sediment control inspections at the request of the permitting division or in response to citizens' complaints.

The Dam Safety Division performs safety inspections of all high hazard (failure will likely cause loss of life) dams once a year, intermediate hazard (failure will likely cause significant property damage and damage to important infrastructure) dams every three years and low hazard dams are inspected once every 5-7 years. Based upon the inspection findings, the Dam Safety Division may initiate enforcement actions from a letter advising the owner to correct noted deficiencies up to declaring the dam unsafe and in need of repair with an Order requiring repairs or other action be taken to assure the safety of the dam.

The Department does not have the authority to collect administrative penalties for this program.

## **CONTRIBUTES TO MANAGING FOR RESULTS**

Goal #5: Improving and Protecting Maryland's Water Quality.

## **SUCCESSSES AND CHALLENGES**

The Dam Safety Division through its dam inspection, dam owner assistance, permitting and enforcement initiatives seeks to prevent dam failures and the resultant loss of life, property damage and environmental impacts. Dam failures cause significant erosion of stream channels and sediment deposition in the channel and in the storage area behind the impoundment. In addition, dam failures can cause significant damage to wetlands and habitat, both aquatic and terrestrial, through the destructive force of the depth and velocity of the flood wave.

Although the following table and chart indicate that the overall Enforcement Coverage Rate for the Dam Safety Program is 45%, all high hazard dams are inspected annually (100%). Inspections are required less frequently than once a year at dams with lower hazard potential.

The Dam Safety Division currently is responsible for 409 dams. These dams are classified into three categories according to the consequences of a potential failure. The classifications are:

- High Hazard: loss of life
- Significant Hazard: property/infrastructure damage
- Low Hazard: damage to floodplain and the dam itself

The inspection frequency is based on national guidelines and is responsive to the potential failure consequences as follows:

<b>Hazard Class</b>	<b>Number in category</b>	<b>Frequency</b>	<b>Required inspections/year</b>
High Hazard	64	Annually	64
Significant	75	every 3 years	$75/3= 26$
Low	270	every 7 years	$270/7= 39$
Total	409		

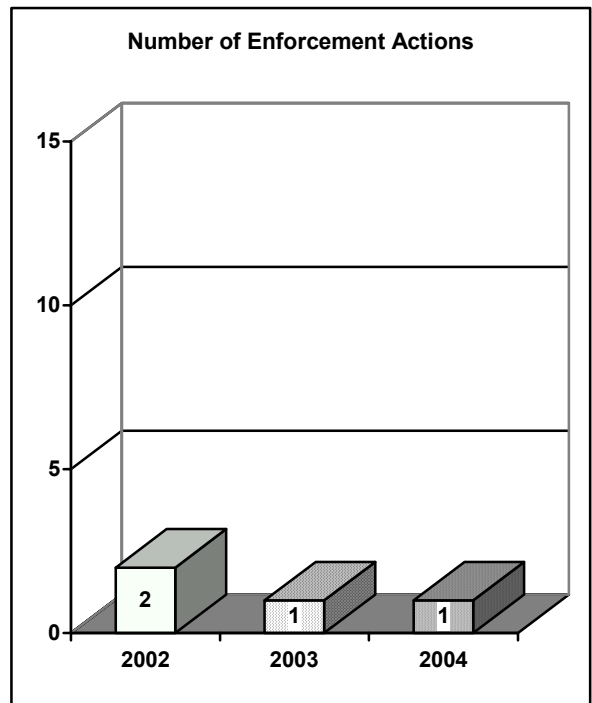
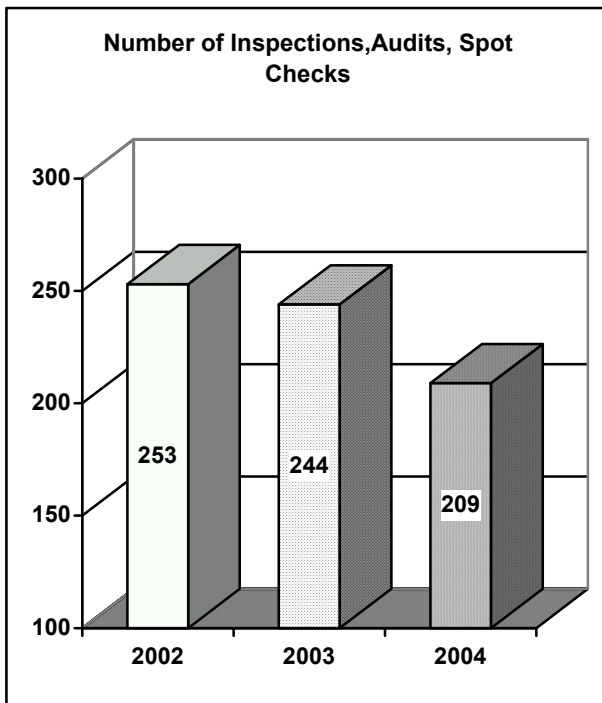
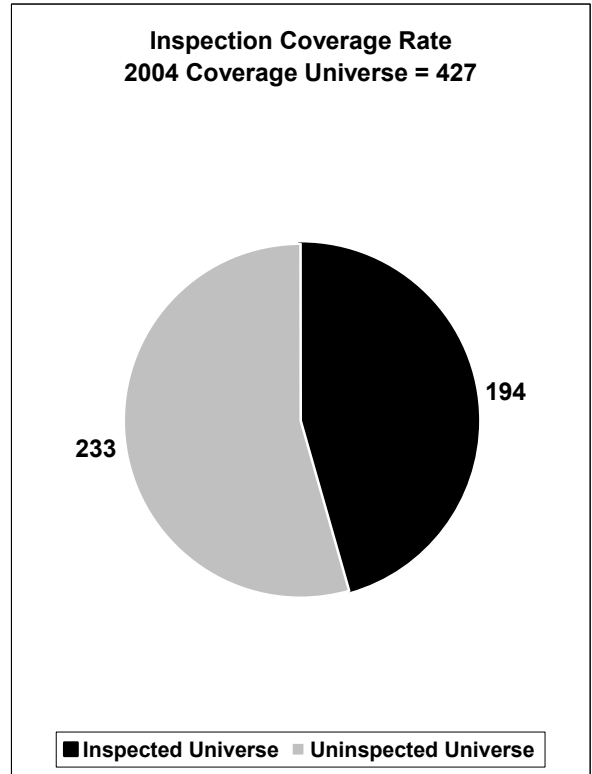
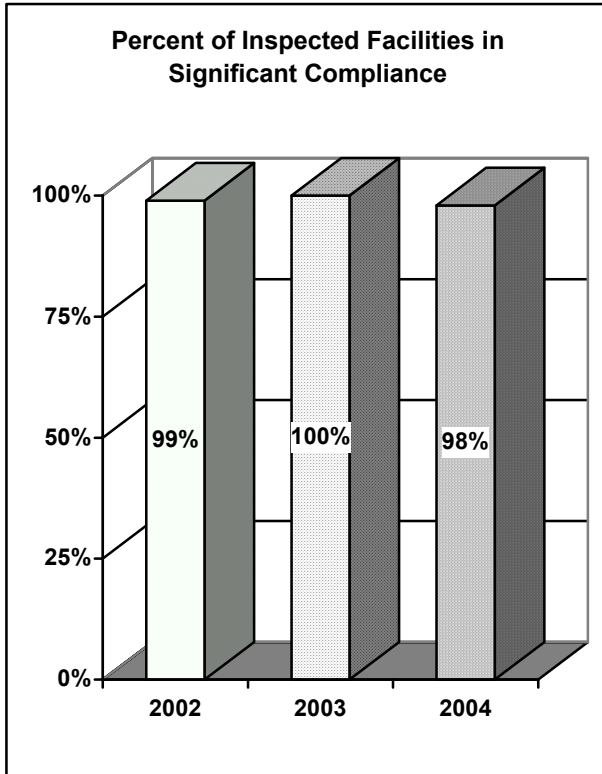


## Waterway Construction – Dam Safety

	2004 Totals
<b><u>PERMITTED SITES/FACILITIES</u></b>	
Number of Permits/Licenses issued	18
Number of Permits/Licenses in effect at Fiscal Year End	427
<b><u>OTHER REGULATED SITES/FACILITIES</u></b>	
None	0
<b><u>INSPECTIONS</u></b>	
Number of Sites inspected	194
Number of Inspections, Audits, Spot Checks	209
<b><u>COMPLIANCE PROFILE:</u></b>	
Number of Inspected Sites/Facilities with Significant Violations	3
% of Inspected Sites/Facilities in Significant Compliance	98%
% of Inspected Sites/Facilities with Significant Violations	2%
Inspection coverage Rate *	45%
<b><u>SIGNIFICANT VIOLATIONS</u></b>	
Number of Significant Violations involving Environmental or Health Impact	0
Number of Significant Violations based on Technical/Preventative Deficiencies	3
Number of Significant Violations carried over awaiting disposition from Previous Fiscal year	7
Total	10
<b><u>DISPOSITION OF SIGNIFICANT VIOLATIONS</u></b>	
Resolved	2
Ongoing	8
<b><u>ENFORCEMENT ACTIONS</u></b>	
Number of Compliance Assistance rendered	103
Number of Show Cause, Remedial, Corrective Actions issued	1
Number of Stop Work Orders	0
Number of Injunctions obtained	0
Number of Penalty and Other Enforcement Actions	0
Number of Referrals to Attorney General for possible Criminal Action	0
<b><u>PENALTIES</u></b>	
Amount of Administrative or Civil Penalties obtained	\$0

\* Coverage rate above is computed as the total number of sites inspected and dividing that by the total number of permits/licenses in effect. See narrative for more detail.

# Waterway Construction – Dam Safety



# **Wetlands and Waterways Non-tidal and Floodplain**

## **PURPOSE**

The goal of the Non-tidal Wetlands Protection Act is to attain no net loss in non-tidal wetland acreage and to strive for a net resource gain in non-tidal wetlands over present conditions. This is to be accomplished by preventing further degradation and losses of non-tidal wetlands due to human activity, and by offsetting unavoidable losses or degradations through the deliberate restoration or creation of non-tidal wetlands through the Non-tidal Wetlands Compensation Fund. Any individual or entity planning grading or filling, excavating or dredging, changing existing drainage patterns, disturbing the water level or water table, or destroying or removing vegetation in a non-tidal wetland must obtain a permit or authorization for the proposed activity.

A person is required to obtain a permit from MDE in order to change the course, current, or cross-section of a non-tidal stream or body of water, including the 100-year floodplain. Any individual or entity planning to construct, reconstruct, repair or maintain any development within the stream or its 100-year floodplain is required to get a permit. Proposals are evaluated for impacts to the floodplain, public safety and welfare, and the environmental resources of the State of Maryland.

## **AUTHORITY**

STATE: Environment Article, Title 5, Subtitles 5 and 9; COMAR 26.17 and 26.23

## **PROCESS**

Upon issuance of a permit/license/authorization the file is transferred to the Compliance Program where an inspection priority is assigned. The inspectors then schedule routine inspections of the facilities adhering to the assigned priority as much as workload allows. Facilities are not given advance notification of routine inspections. At any time during the process, the inspection frequency can be adjusted as site conditions or workload demands. Inspections are performed to verify that the projects are in accordance with the authorization. Because a site may involve non-tidal wetland and/or 100-year floodplain impacts, inspections evaluate whether all the resultant construction impacts are in accordance with the permits. Case by case, this may involve identifying or verifying a non-tidal wetland boundary and documenting findings in the inspection report. At sites where there may be 100-year floodplain impacts, it may be necessary to determine the floodplain boundary before project compliance can be determined.

The Department does not have the authority to collect administrative penalties for this program.

## **CONTRIBUTES TO MANAGING FOR RESULTS**

Goal #5: Improving and Protecting Maryland's Water Quality.

### **SUCCESSSES AND CHALLENGES**

Since 1989 the State of Maryland has been regulating activities in non-tidal wetlands and their buffers. Because of non-tidal wetlands inherent value, protecting them from despoliation and restoring them to historic area coverage are paramount to maintaining a healthy environment.

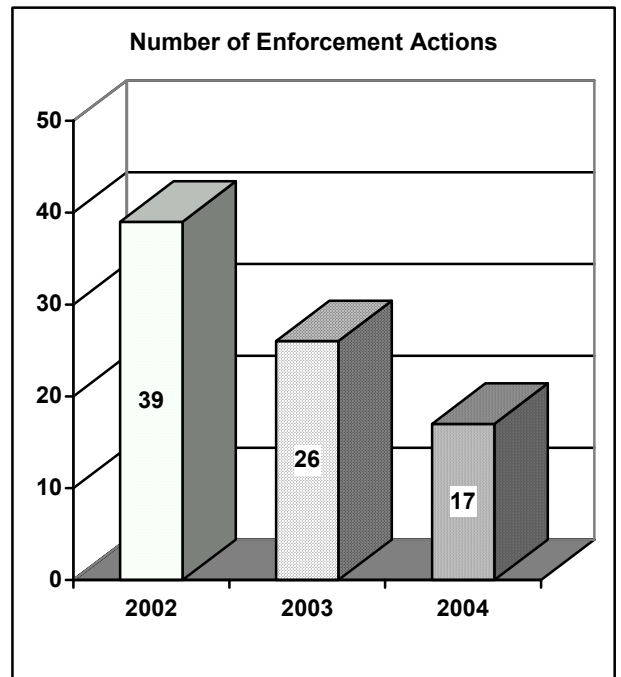
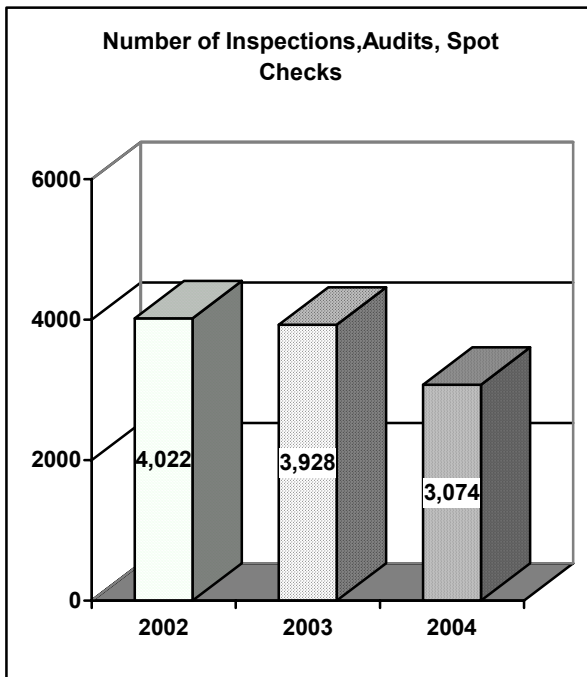
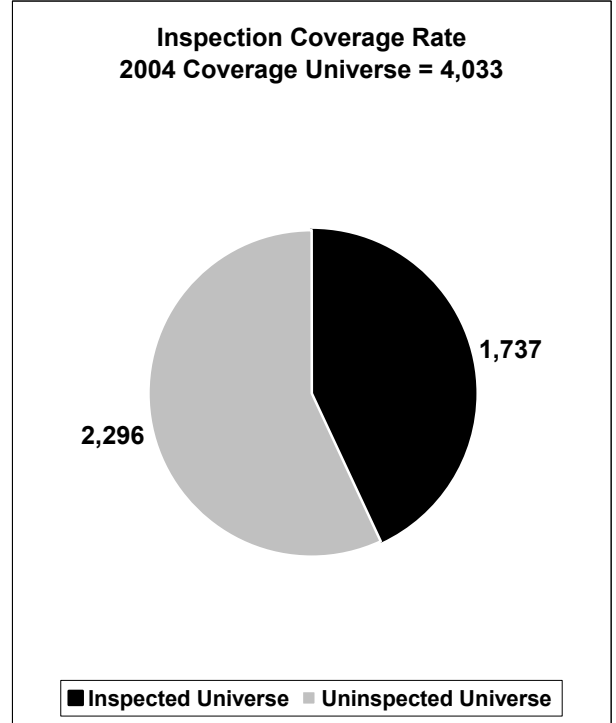
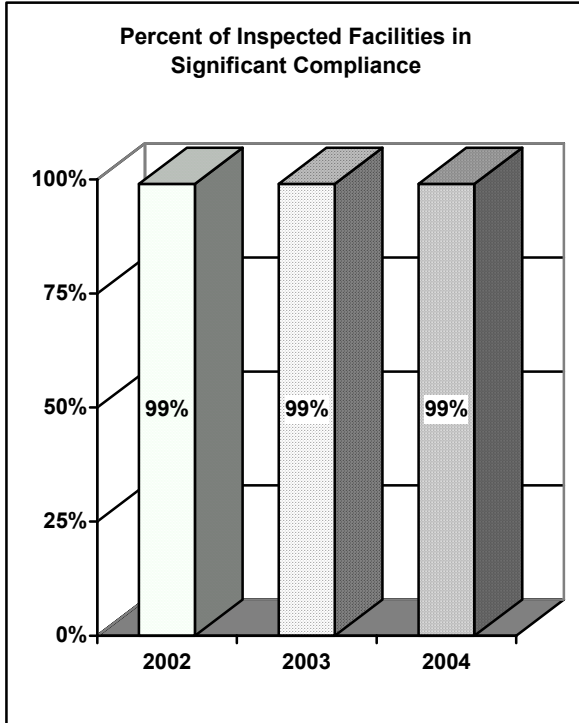
The Compliance Program's activities show a decrease in the Number of Sites Inspected and Number of Inspections. There was a corresponding decrease in the number of significant violations found and enforcement actions with the exception of compliance assistance which has increased.

## Wetlands and Waterways Non-tidal and Floodplain

	2004 Totals
<u>PERMITTED SITES/FACILITIES</u>	
Number of Permits/Licenses issued	839
Number of Permits/Licenses in effect at Fiscal Year End	4,033
<u>OTHER REGULATED SITES/FACILITIES</u>	
None	0
<u>INSPECTIONS</u>	
Number of Sites inspected	1,737
Number of Inspections, Audits, Spot Checks	3,074
<u>COMPLIANCE PROFILE:</u>	
Number of Inspected Sites/Facilities with Significant Violations	15
% of Inspected Sites/Facilities in Significant Compliance	99%
% of Inspected Sites/Facilities with Significant Violations	1%
Inspection coverage Rate *	43%
<u>SIGNIFICANT VIOLATIONS</u>	
Number of Significant Violations involving Environmental or Health Impact	14
Number of Significant Violations based on Technical/Preventative Deficiencies	1
Number of Significant Violations carried over awaiting disposition from Previous Fiscal year	16
Total	31
<u>DISPOSITION OF SIGNIFICANT VIOLATIONS</u>	
Resolved	13
Ongoing	18
<u>ENFORCEMENT ACTIONS</u>	
Number of Compliance Assistance rendered	242
Number of Show Cause, Remedial, Corrective Actions issued	7
Number of Stop Work Orders	7
Number of Injunctions obtained	3
Number of Penalty and Other Enforcement Actions	0
Number of Referrals to Attorney General for possible Criminal Action	0
<u>PENALTIES</u>	
Amount of Administrative or Civil Penalties obtained	\$0

\* Coverage rate above is computed as the total number of sites inspected and dividing that by the total number of permits/licenses in effect.

# Wetlands and Waterways – Non-tidal and Floodplain



# Wetlands - Tidal

## **PURPOSE**

Tidal wetlands are open water and vegetated estuarine systems affected by the rise and fall of tide. The goal of the Wetlands and Riparian Rights Act is to preserve tidal wetlands and prevent their despoliation and destruction. The Program strives for a net resource gain in wetland area over present conditions. This is to be accomplished by preventing further degradation and losses of tidal wetlands due to human activity, and by offsetting unavoidable losses or degradations through the deliberate restoration or creation of tidal wetlands through the Tidal Wetland Compensation Fund. Authorizations, in the form of licenses and permits, are required to minimize impacts to aquatic resources and tidal wetlands from dredging, filling, the construction of bulkheads and other related activities.

## **AUTHORITY**

STATE: Environmental Article Title 16; Subtitle 2; COMAR 26.24

## **PROCESS**

Upon issuance of a license/permit/authorization the file is transferred to the Compliance Program where an inspection priority is assigned. The inspectors then schedule routine inspections of the facilities adhering to the assigned priority as much as workload allows. Facilities are not given advance notification of routine inspections. At any time during the process, the inspection frequency can be adjusted as site conditions or workload demands. Inspections typically verify that the work being performed is in accordance with the work authorized and that all license or permit conditions are in compliance.

The Department does not have the authority to collect administrative penalties for this program.

## **CONTRIBUTES TO MANAGING FOR RESULTS**

Goal #5: Improving and Protecting Maryland's Water Quality.

## **SUCCESSSES AND CHALLENGES**

Maryland has been protecting and regulating activities in tidal wetlands since 1970. Protection and management of this resource continues toward achieving the State's goal of "no net loss of wetlands". There were increases in the number of Sites Inspected and a slight decrease in the number of enforcement actions over the previous year.

*This page intentionally left blank.*

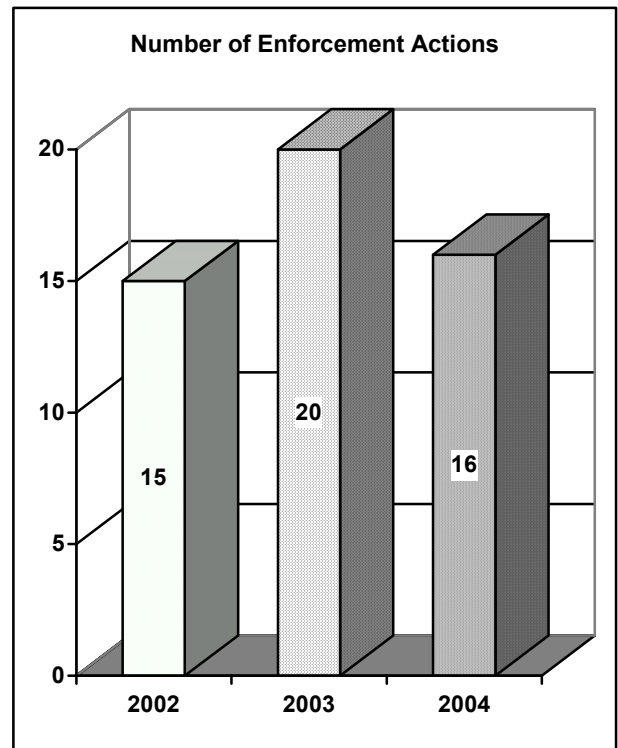
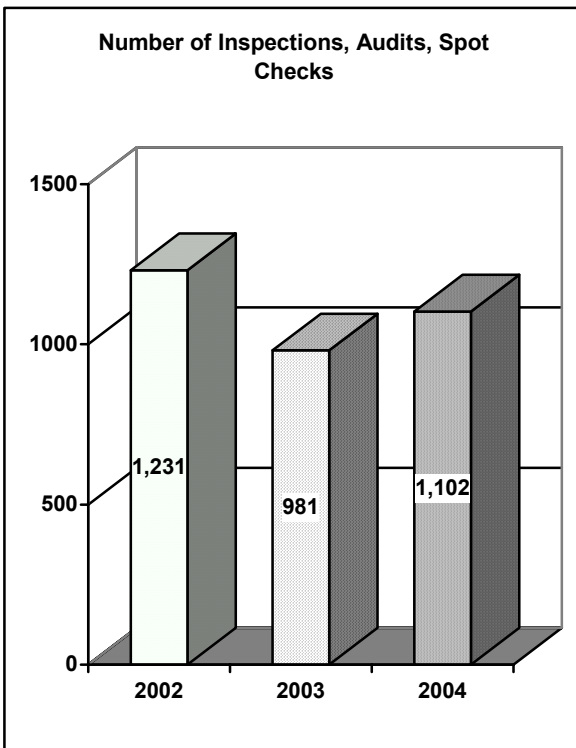
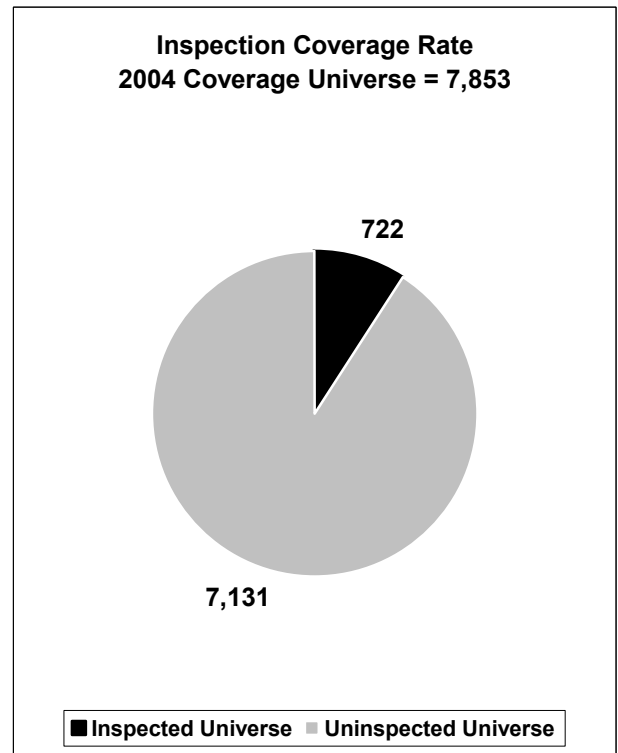
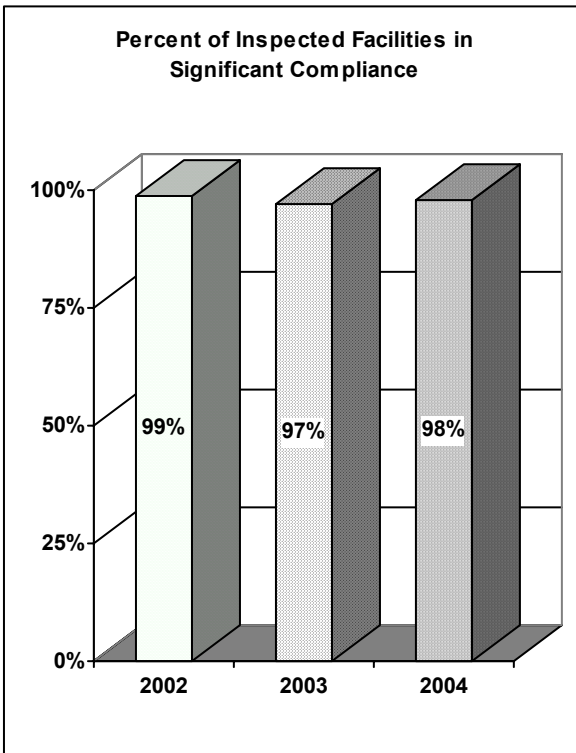


## Wetlands - Tidal

	2004 Totals
<u>PERMITTED SITES/FACILITIES</u>	
Number of Permits/Licenses issued	1,706
Number of Permits/Licenses in effect at Fiscal Year End	7,853
<u>OTHER REGULATED SITES/FACILITIES</u>	
	0
<u>INSPECTIONS</u>	
Number of Sites inspected	722
Number of Inspections, Audits, Spot Checks	1,102
<u>COMPLIANCE PROFILE:</u>	
Number of Inspected Sites/Facilities with Significant Violations	12
% of Inspected Sites/Facilities in Significant Compliance	98%
% of Inspected Sites/Facilities with Significant Violations	2%
Inspection coverage Rate *	9%
<u>SIGNIFICANT VIOLATIONS</u>	
Number of Significant Violations involving Environmental or Health Impact	11
Number of Significant Violations based on Technical/Preventative Deficiencies	1
Number of Significant Violations carried over awaiting disposition from Previous Fiscal year	12
Total	24
<u>DISPOSITION OF SIGNIFICANT VIOLATIONS</u>	
Resolved	14
Ongoing	10
<u>ENFORCEMENT ACTIONS</u>	
Number of Compliance Assistance rendered	31
Number of Show Cause, Remedial, Corrective Actions issued	10
Number of Stop Work Orders	4
Number of Injunctions obtained	2
Number of Penalty and Other Enforcement Actions	0
Number of Referrals to Attorney General for possible Criminal Action	2
<u>PENALTIES</u>	
Amount of Administrative or Civil Penalties obtained	\$0

\* Coverage rate above is computed as the total number of sites inspected and dividing that by the total number of permits/licenses in effect.

## Wetlands – Tidal





OFFICE OF THE ATTORNEY GENERAL  
ENVIRONMENTAL CRIMES UNIT

## ENVIRONMENTAL CRIMES UNIT

### PURPOSE

The Attorney General's Environmental Crimes Unit (ECU) investigates and prosecutes environmental crimes in Maryland. ECU is a criminal investigation and prosecution unit under the direction of the Criminal Investigations Division of the Attorney General's Office. ECU utilizes the prosecutorial authority of the Attorney General and the investigative skills and law enforcement authority of the Maryland State Police and Baltimore City Police Departments to investigate environmental violations and, when appropriate, file criminal charges against both corporate and individual offenders. While ECU is small in size in comparison to MDE, it is an effective and necessary tool in the compliance effort because it ensures that the most serious and recalcitrant offenders are subjected to criminal sanctions. This is important to protect public health and ensure a level playing field for those that do comply with Maryland's environmental laws.

ECU's goals to protect public health and the quality of Maryland's air, land and water resources are integral to the MDE enforcement mission. ECU has jurisdiction throughout the State. ECU's statewide multi-media responsibilities are carried out with a staff of eight, seven of whom (4 investigators and 3 prosecutors) are directly involved in the criminal investigation and enforcement work of the unit. ECU operates from the perspective that criminal enforcement is often the enforcement choice of last resort, or is the only enforcement option available. It is often applied to the most-recalcitrant offenders, where the prospect of imprisonment and/or being stigmatized by a criminal conviction is necessary to protect public health and the quality of Maryland's air, land and water resources.

### AUTHORITY

STATE: The General Assembly, through the *Environment Article*, provides the Attorney General exclusive or concurrent authority to prosecute criminal violations involving water pollution, air pollution and hazardous waste. The Attorney General also has authority under Article V, Section 3 of the Constitution of Maryland to investigate and prosecute other crimes as directed by the Governor. Governor Ehrlich has granted ECU continuing authority to investigate and prosecute violations of Maryland's Litter Control Law (§10-110 of the Criminal Law Article), and other broadly defined related offenses. ECU seeks the Governor's authorization to investigate and prosecute other violations on a case-by-case basis.

### PROCESS

ECU typically receives complaints about possible criminal activity from three sources: members of the general public, other governmental and law enforcement agencies, and the MDE Administrations. Complaints are initially reviewed by an ECU prosecutor to assess the presence of factors indicating possible criminal intent. Complaints with the potential for prosecution are then assigned to ECU investigators

to conduct full investigations for the purpose of gathering sufficient evidence to accurately assess whether the filing of criminal charges is warranted.

### **SUCSESSES AND CHALLENGES**

In FY 2004, ECU successfully assisted MDE in furthering its compliance and enforcement goals by conducting forty-six criminal investigations and filing charges in twenty-two of those investigations. Of the forty-six investigations, sixteen were the result of referrals from MDE administrations. Twenty-seven prosecutions reached conclusion during the fiscal year, with criminal courts imposing jail terms totaling more than 12 years and fines and restitution exceeding \$130,000, in addition to probation, community work service and other penalties.

An ongoing challenge is to restore investigative resources. Sworn law enforcement personnel with statewide authority have been reduced by 75% over the past six years (FY 1998 – FY 2004).

**CHART 1** shows the number of investigations conducted by ECU during FY 2004 and the source of the complaints leading to the investigations.

<b>FY '04 – INVESTIGATIONS OPENED</b>		
<b>SOURCE OF COMPLAINTS</b>		<b>INVESTIGATIONS OPENED</b>
<b>M D E</b>	ARMA	1
	TARSA	4
	WAS	5
	WMA	6
<b>MDE TOTAL</b>		<b>16</b>
<b>OTHER SOURCES</b>		<b>30</b>
<b>TOTAL</b>		<b>46</b>

The MDE administrations ARMA, WAS, WMA have traditional enforcement components within their respective programs. TARSA's Emergency Response Division often responds to situations that Emergency Response personnel assess may warrant possible review for criminal investigation.

**CHART 2** shows the number of cases prosecuted by ECU during FY 2004. The chart distinguishes between the number of cases where prosecution was initiated during FY 2004 and the number of cases concluded during FY 2004. In prosecuting criminal cases, it is not uncommon for charges in a case to be filed during one fiscal year and concluded during a subsequent fiscal year. Charges may also be formally filed in a subsequent fiscal year from when the investigation was opened by ECU.

<b>FY '04 – PROSECUTIONS</b>			
<b>SOURCE OF COMPLAINTS</b>		<b>NO. OF CASES FILED</b>	<b>NO. OF CASES CONCLUDED</b>
<b>M D E</b>	ARMA	0	0
	TARSA	3	3
	WAS	3	4
	WMA	2	8
<b>MDE TOTAL</b>		<b>8</b>	<b>15</b>
<b>OTHER SOURCES</b>		<b>14</b>	<b>12</b>
<b>TOTAL</b>		<b>22</b>	<b>27</b>

**CHART 3** shows the penalties imposed in cases judicially concluded during FY 2004

<b>FY '04 PROSECUTIONS CASE DISPOSITION STATISTICS</b>							
<b>CASE TYPE</b>	<b># OF CASES CONCLUDED IN COURT</b>	<b>FINES, RESTITUTION, ENVIRONMENTAL PROJECT COSTS</b>		<b>JAIL TIME</b>		<b>PROBATION (years)</b>	<b>COMMUNITY SERVICE (hours)</b>
		<b>IMPOSED</b>	<b>TO BE PAID</b>	<b>IMPOSED (years)</b>	<b>TO BE SERVED (years)</b>		
<b>HAZARDOUS WASTE</b>	3	55,000	55,000	0	0	3	0
<b>SCRAP TIRES</b>	4	8,500	0	2.2	.18	5.5	75
<b>SEDIMENT</b>	2.5	15,000	10,500	0	0	3	0
<b>SOLID WASTE</b>	6.5	38,194	17,694	9	1.5	15.5	180
<b>WATER</b>	3	7,500	5,000	0	0	6	0
<b>WELLS</b>	6	8,260	8,260	1	0	8	0
<b>WETLANDS</b>	2	2,000	2,000	0	0	2	0
<b>TOTAL</b>	<b>27</b>	<b>\$134,454</b>	<b>\$98,454</b>	<b>12.2 yrs.</b>	<b>1.7 yrs.</b>	<b>43 yrs.</b>	<b>255 hrs.</b>

**CHART 4.** The Report of Enforcement Activities mandated by §1-301(d) of the Environment Article requires the reporting of information for criminal cases prosecuted under specified subtitles of the Environment Article. While reflecting all ECU activity for the fiscal year, the shaded areas of this chart delineate activity in specified subtitles.

Yearly Totals - FY 2004	Title 4	Title 7	Title 9			Title 13	Title 16		Criminal Law	Yearly Total
	Subtitle 1	Subtitle 2	Subtitle 2	Subtitle 3	Subtitle 13	Subtitle 5	Subtitle 2	Subtitle 3	Section 10-110	
*Number of Criminal Cases Filed	3	4	4	5	1			1	4	22
*Number of Criminal Cases Concluded in Court	2.5	3	4	3	2	4	2		6.5	27
Number of Convictions Obtained (*See Note)	2.5	3	3	3	2	3	2		6.5	25
Amount of Imprisonment Time Ordered (Months)			26.54			12			108	146.54
Amount of Imprisonment Time To Be Served (Months)			2.2						18	20.2
Amount of Probation (Years)	3	3	5.5	6	2	6	2		15.5	43
Amount of Community Service (Hours)			75						180	255
Amount of Criminal Fines, Restitution and Clean-Up Costs Imposed	15,000	55,000	8,500	7,500	350	7,910	2,000		38,194	\$134,454
Amount of Criminal Fines, Restitution and Clean-Up Costs To Be Paid	10,500	55,000		5,000	350	7,910	2,000		17,694	\$98,454

\*Note – A single case may involve charges from any number of the various titles.

\*\*Title 2 – Ambient Air Quality Control  
 Title 4 – Water Management/Waste Mgmt.  
 \*\*Title 5 – Water Resources

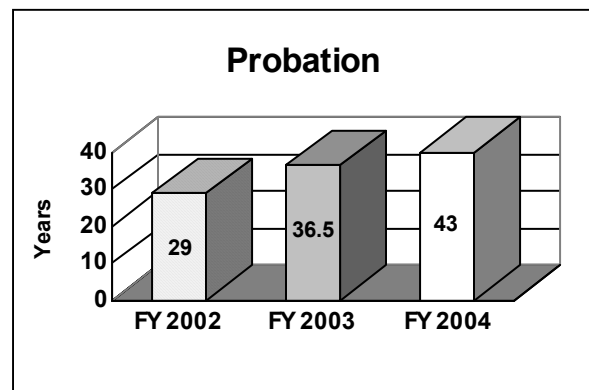
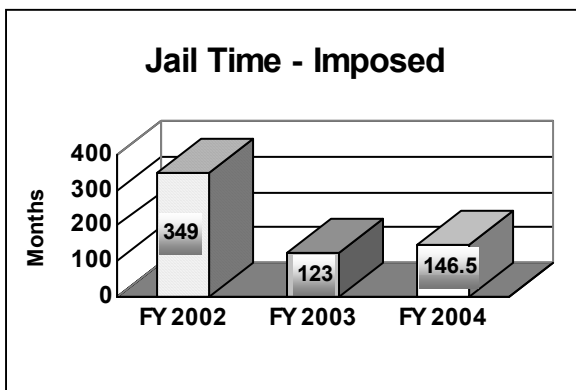
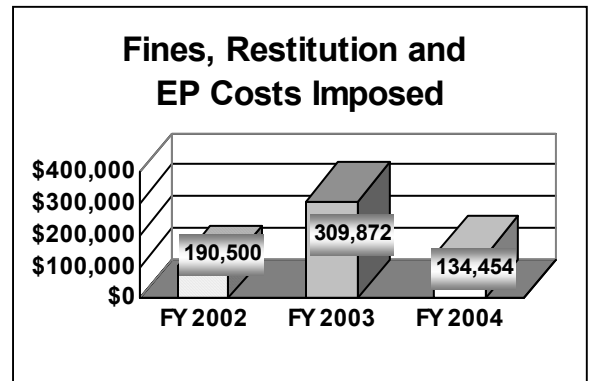
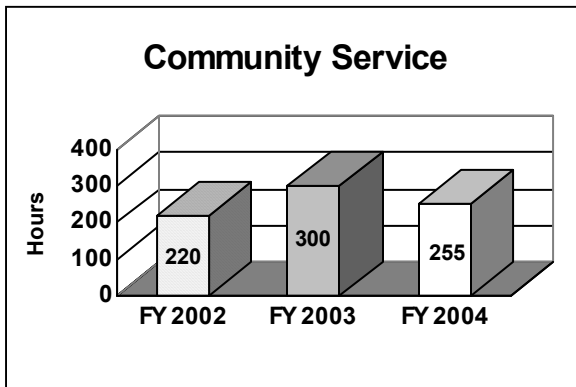
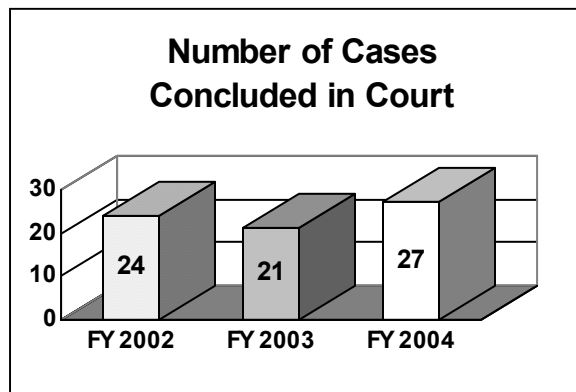
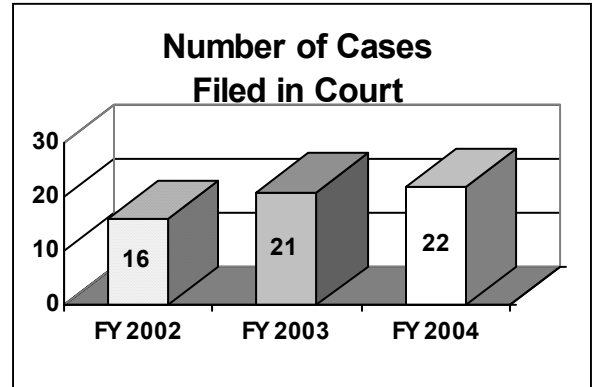
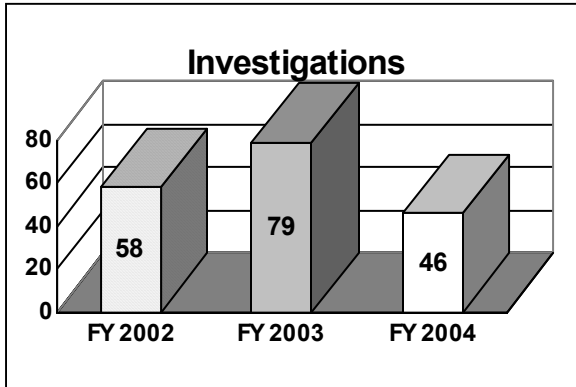
\*\*Title 6 – Toxic, Carcinogenic & Flammable Substances  
 Title 7 – Hazardous Materials & Hazardous Substances  
 \*\*Title 8 – Radiation

Title 9 – Water, Ice, and Sanitary Facilities  
 Title 13 – Well Drillers  
 Title 16 – Tidal Wetlands  
 §10-110 of Criminal Law Article – Litter Control Law  
 (Art. 27, Sect. 468 prior to 10/02)

\*\*No cases under this title for Fiscal Year 2004



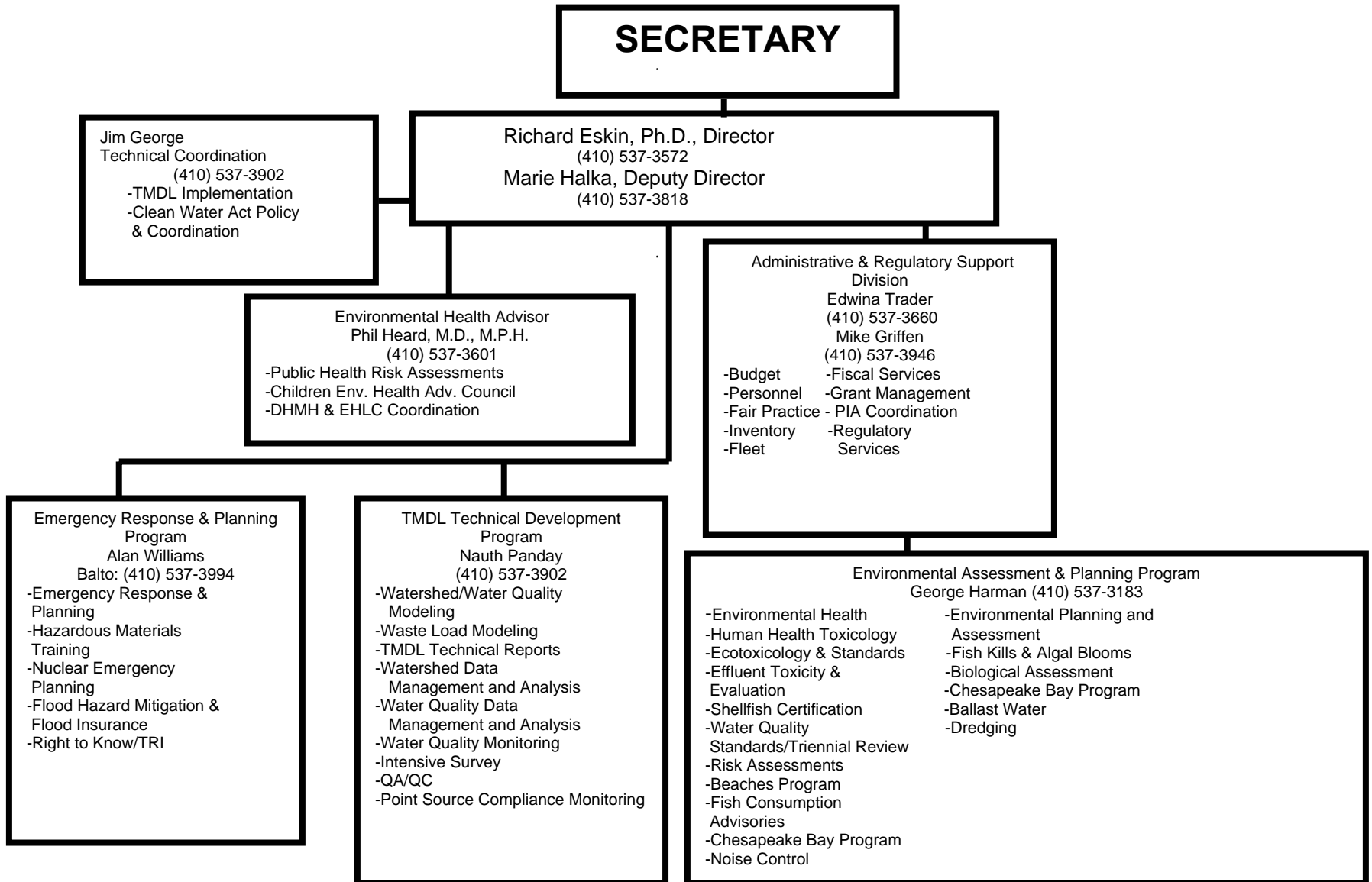
# Environmental Crimes Unit





**TECHNICAL AND REGULATORY  
SERVICES ADMINISTRATION**

# TECHNICAL AND REGULATORY SERVICES ADMINISTRATION



# **Noise Control Program**

## **PURPOSE**

The Noise Control Program has been established to provide assistance to citizens and local jurisdictions across the State regarding compliance with community noise issues that are not handled at the local level. Noise has become an increasingly contentious "Quality of Life" issue as the State's population increases and urban development progresses. The Noise Program pursues its mission on a complaint driven basis addressing specific requests from individual citizens and local government agencies. Because of very limited staff, the Program actively encourages local jurisdictions to take a more active roll in addressing noise problems and issues while the program stands ready to provide technical support for enforcement actions, noise control training, and general advisory assistance.

## **AUTHORITY**

STATE: Environment Article, Title 3; COMAR 26.02.03

## **PROCESS**

In addressing noise complaints a small portion of those registered can be resolved by telephone without field investigation. However, the majority of complaints require multiple field visits to monitor and measure the offending noise levels. Assessments are frequently made during nighttime hours when standards are more stringent. Weekend and holiday noise monitoring is also common to capture certain entertainment events. In evaluating and processing noise complaints, the Program utilizes state of the art real-time computer integrated sound level analyzers for determining the character and extent of noise violations. In cases where ambient noises are likely to be an issue a digital audio recording is obtained simultaneously with the sound level recording. Comparing the two different recordings against each other allow for accurate identification of the sources of noise. When a noise level violation is encountered, primary emphasis is placed on compliance assistance and co-operative resolution rather than penalties. This approach has been successful in almost all cases.

## **CONTRIBUTES TO MANAGING FOR RESULTS**

GOAL #3: Reducing Maryland citizens' exposure to hazards.

## **SUCCESSES / CHALLENGES**

During 2004, revisions to the Noise Regulations were made final. Most of the changes were simply slight alterations to the definitions making them clearer while others were adjustments to the standards. Addressing dirt bike complaints in the past has always been troublesome because of the difficulty in obtaining a sound measurement. The person/s responsible for the noise could cease riding upon arrival of the inspector thereby making it difficult to determine whether or not there was a violation. With the change, enforcement can be taken without a measurement. It is the responsibility of the source to demonstrate to the

Department that the vehicles are compliant. Other changes address household pets, household tools, trash collection and exemptions of sounds relating to emergency and hazardous conditions.

Noise training efforts are continuing with the few local governments that have comprehensive ordinances and the State police, which have instituted a revised vehicle noise inspection program. Those jurisdictions that have seasonal programs and high turnover rates require periodic retraining. Also, realizing an increase in complaints regarding boat noise and other water related activities, the Department of Natural Resources sought help from MDE's Noise Program by scheduling a meeting to discuss the particulars of analytical equipment and noise measurement.

The Program faced a major challenge in December of 2003 due to a changeover in personnel and the need to train a new inspector. Although the number of complaints registered remained consistent, the number of sites inspected dropped resulting in a decreased coverage rate (94% in fy 2003 to 73% in fy 2004).

Of the 120 complaints registered, 88 sites were inspected. The reader should know that with one inspector covering the State, it is not possible to visit every site. In nearly all situations where a measurement is obtained the noise limits will be exceeded to some extent. However, the Department must use discretion regarding which cases or violations to seek resolution. When statutory limits are exceeded a minimum time, it is explained to the complainant that although there are brief periods during which the limits are exceeded it does not warrant any action by the Department. At the same time, MDE asks the complainant to please call the Department if they believe the noise level of the given activity has increased, so that additional measurements could be obtained. Of the 88 sites visited, 26 were sufficiently documented to warrant action. All 26 violations were resolved through compliance assistance. In addition to the 26 violations, 3 ongoing violations were considered significant requiring greater mitigation efforts. Of the 3 significant violations 2 are still ongoing and will hopefully be resolved in the next fiscal year.

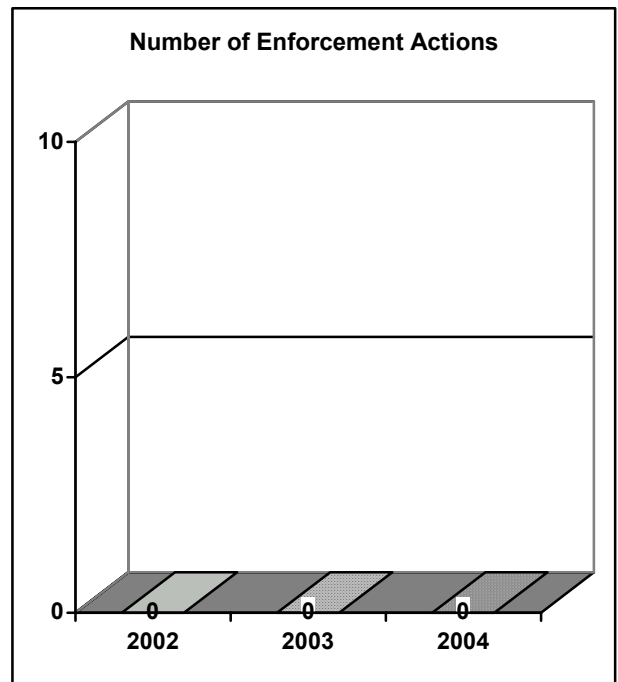
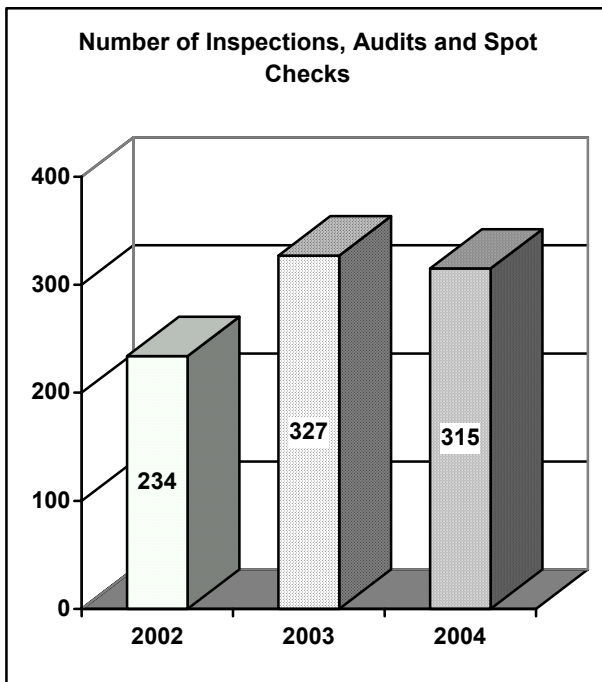
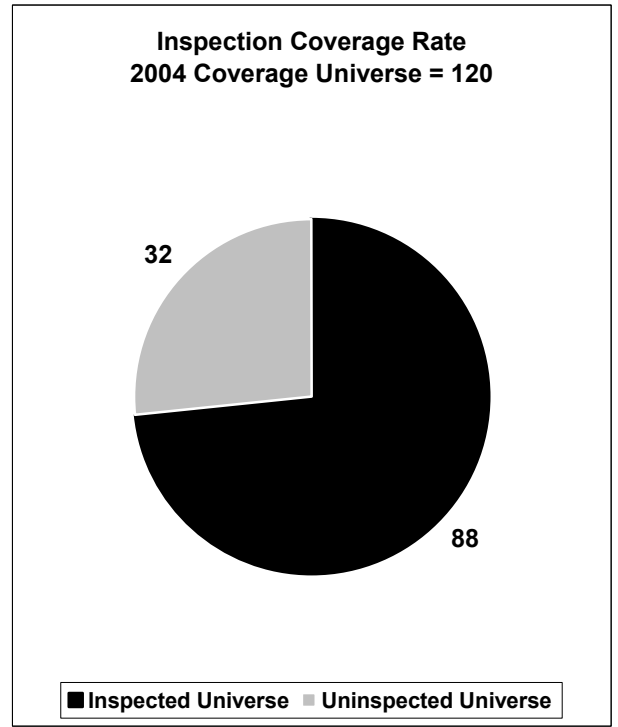
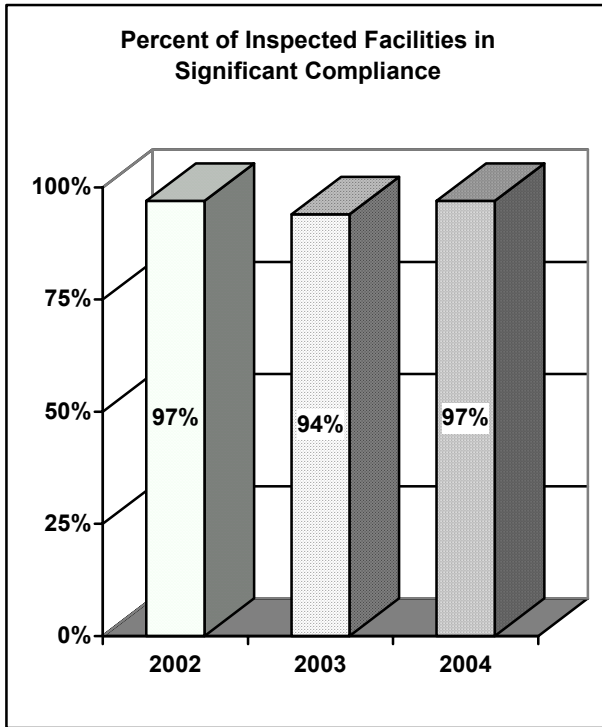
*This page intentionally left blank.*

## Noise Control Program

	2004 Totals
<u>PERMITTED SITES/FACILITIES</u>	
Number of Permits/Registrations issued	0
Number of Permits/Registrations in effect at Fiscal Year End	0
<u>OTHER REGULATED SITES/FACILITIES</u>	
Complaints Registered	120
<u>INSPECTIONS</u>	
Number of Sites inspected	88
Number of Inspections, Audits, Spot Checks	315
<u>COMPLIANCE PROFILE:</u>	
Number of Inspected Sites/Facilities with Significant Violations	3
% of Inspected Sites/Facilities in Significant Compliance	97%
% of Inspected Sites/Facilities with Significant Violations	3%
Inspection coverage Rate *	73%
<u>SIGNIFICANT VIOLATIONS</u>	
Number of Significant Violations involving Environmental or Health Impact	3
Number of Significant Violations based on Technical/Preventative Deficiencies	0
Number of Significant Violations carried over awaiting disposition from Previous Fiscal year	0
Total	3
<u>DISPOSITION OF SIGNIFICANT VIOLATIONS</u>	
Resolved	1
Ongoing	2
<u>ENFORCEMENT ACTIONS</u>	
Number of Compliance Assistance rendered	26
Number of Show Cause, Remedial, Corrective Actions issued	0
Number of Stop Work Orders	0
Number of Injunctions obtained	0
Number of Penalty and Other Enforcement Actions	0
Number of Referrals to Attorney General for possible Criminal Action	0
<u>PENALTIES</u>	
Amount of Administrative or Civil Penalties obtained	\$0

\* Coverage rate is computed as the number of sites inspected divided by the total number of complaints registered.

# Noise Control Program







**APPENDIX  
ENVIRONMENTAL RESTORATION  
AND REDEVELOPMENT PROGRAM  
STATE MASTER LIST**

**(This list provides notice of potential hazardous waste sites.)**

**Maryland Department of the Environment  
State Master List  
July 2004**

**ALLEGANY**

**Site:** CABIN RUN LF (MD-003)  
**Address:** CABIN RUN RD  
FROSTBURG, MD 21532  
**Status:** NFRAP

**Site:** CELANESE FIBERS CO - AMCELLE PLANT (MD-031)  
**Address:** US RT 220 S  
CUMBERLAND, MD 21502  
**Status:** NFRAP

**Site:** CUMBERLAND GAS LIGHT CO (MD-195)  
**Address:** N MECHANIC ST  
CUMBERLAND, MD 21502  
**Status:** NFRAP

**Site:** FROSTBURG GAS LIGHT CO (MD-197)  
**Address:** W SIDE OF GRANT ST  
FROSTBURG, MD 21532  
**Status:** NFRAP

**Site:** HOFFMAN LF (MD-004)  
**Address:** FROSTBURG IND PARK RT 36  
FROSTBURG, MD 21532  
**Status:** NFRAP

**Site:** KELLY SPRINGFIELD TIRE CO (MD-410)  
**Address:** 800 KELLY RD  
CUMBERLAND, MD 21502  
**Status:** NFRAP

**Site:** KOPPERS CO INC - OLDTOWN (MD-042)  
**Address:** RUBY RD  
OLD TOWN, MD 21555  
**Aliases:** CHARLES O WALTERS  
**Status:** NFRAP

**Site:** LAVALE WAREHOUSE FIRE (MD-328)  
**Address:** 1210 NATIONAL HWY  
LAVALE, MD 21502  
**Status:** NFRAP

**Site** Limestone Road Site (MD-084)  
**Address:** Limestone Rd off Rt 51  
Cumberland, MD 21502  
**Aliases:** Cumberland Cement & Supply, Diggs Sanitation  
**Status:** NPL

**Site** Old Cumberland City/County Dump (MD-139)  
**Address:** Limestone Rd  
Cumberland, MD 21502  
**Status:** NFRAP

**Site** Vale Summit LF (MD-005)  
**Address:** RTS 36 & 38  
Frostburg, MD 21532  
**Status:** NFRAP

### **ANNE ARUNDEL**

**Site** Alco-Gravure Inc (MD-353)  
**Address:** 701 Baltimore Annapolis Blvd  
Glen Burnie, MD 21061  
**Status:** NFRAP

**Site** Anne Arundel Co LF (MD-035)  
**Address:** Dover Rd  
Glen Burnie, MD 21061  
**Aliases:** Glen Burnie LF  
**Status:** DEFERRAL

**Site** B & O Railroad LF (MD-362)  
**Address:** Kembo Rd  
Baltimore, MD 21226  
**Status:** UI

**Site** Browning Ferris Ind - Solley Rd LF (MD-006)  
**Address:** 7890 Solley Rd  
Glen Burnie, MD 21061  
**Aliases:** San Disp Inc, Solley Rd LF  
**Status:** NFRAP

**Site** Cherry Pit Drum (MD-480)  
**Address:** 701 Pittman Road - Site B  
Baltimore, MD 21226  
**Status:** NFRAP

**Site** COX CREEK REFINING (MD-456)  
**Address:** 1000 KEMBO RD  
 BALTIMORE, MD 21226  
**Status:** NFRAP

**Site** DAVID TAYLOR/ANNAPOLIS - LAUNCH (MD-203)  
**Address:** BAY HEAD RD  
 ANNAPOLIS, MD 21401  
**Status:** UI

**Site** DIAMOND SHAMROCK CORP CHEMETALS DIV (MD-071)  
**Address:** 711 PITTMAN RD  
 BALTIMORE, MD 21226  
**Aliases:** CHEMETALS CORP  
**Status:** NFRAP

**Site** DRUMCO DRUM DUMP (MD-408)  
**Address:** ASPEN ST OFF PENNINGTON AVE  
 BALTIMORE, MD 21225  
**Status:** NFRAP

**Site** EPA CENTRAL REGIONAL LABORATORY (MD-429)  
**Address:** 839 BESTGATE RD  
 ANNAPOLIS, MD 21401  
**Status:** NFRAP

**Site** FORT SMALLWOOD - CONTROL (MD-208)  
**Address:** OLD NIKE MISSILE SITE RD  
 PASADENA, MD 21122  
**Status:** NFRAP

**Site** FORT SMALLWOOD - LAUNCH (MD-207)  
**Address:** 9034 FORT SMALLWOOD RD  
 PASADENA, MD 21122  
**Aliases:** ANNAPOLIS - NIKE  
**Status:** NFRAP

**Site** FRESH POND (MD-365)  
**Address:** FOREST GLEN DR  
 PASADENA, MD 21122  
**Status:** NFRAP

**Site** GENERAL SERVICE ADMIN - CURTIS BAY DEPOT (MD-336)  
**Address:** 710 ORDNANCE RD  
 BALTIMORE, MD 21226  
**Status:** UI

**Site:** GREEN VALLEY RD SITE (MD-178)  
**Address:** GREEN VALLEY RD  
 ARNOLD, MD 21012  
**Status:** NFRAP

**Site:** HONEYWELL INC (MD-158)  
**Address:** 401 DEFENSE HWY  
 ANNAPOLIS, MD 21401  
**Status:** NFRAP

**Site:** JOY BOEHM LF (MD-030)  
**Address:** 1373 ST STEPHENS CHURCH RD  
 CROWNSVILLE, MD 21032  
**Aliases:** BOEHM JOY LF, ST STEPHENS CHURCH RD SITE  
**Status:** NFRAP

**Site:** JOY RECLAMATION CO (MD-073)  
**Address:** 6400 ARUNDEL CORP RD  
 GLEN BURNIE, MD 21061  
**Aliases:** ARUNDEL CORP RD SITE, JOY/HAMLEN RECLAMATION  
**Status:** NFRAP

**Site:** KOP-FLEX INC (MD-286)  
**Address:** 101 HARMAN RD  
 HARMON, MD 21077  
**Aliases:** KOPPERS CO INC POWER TRANS  
**Status:** NFRAP

**Site:** MID-ATLANTIC WOOD PRESERVERS (MD-070)  
**Address:** PO BOX 58 SHIPLEY AVE  
 HARMANS, MD 21077  
**Aliases:** MID-ATLANTIC HARMANS WOOD TR FACTORY  
**Status:** NPL

**Site:** NEVAMAR CORP (MD-072)  
**Address:** 8339 TELEGRAPH RD  
 ODENTON, MD 21113  
**Status:** NFRAP

**Site:** NOVA-KOTE INC. (MD-421)  
**Address:** 7615 ENERGY PARKWAY  
 BALTIMORE, MD 21226  
**Status:** NFRAP

**Site:** PUBLISHERS PRINTING SERVICE INC. (MD-417)  
**Address:** 10650 RIGGS HILL RD  
 JESSUP, MD 20794  
**Status:** NFRAP

**Site:** SNOW HILL LANE SITE (MD-201)  
**Address:** SNOW HILL LN & CEDAR HILL LN  
 BALTIMORE, MD 21225  
**Aliases:** CHERKOFF SITE  
**Status:** NFRAP

**Site:** US COAST GUARD (MD-406)  
**Address:** HAWKINS POINT RD  
 BALTIMORE, MD 21226  
**Status:** UI

**Site:** US NAVAL STATION (MD-334)  
**Address:** ANNAPOLIS NAVAL COMPLEX  
 ANNAPOLIS, MD 20084  
**Aliases:** US NAVAL COMPLEX ANNAPOLIS  
**Status:** UI

**Site:** USA FORT GEORGE MEADE (MD-067)  
**Address:** FT MEADE  
 FT MEADE, MD 20755  
**Aliases:** USA 144TH ORDINANCE DETACHMENT, USA LUMBER STORAGE  
 YARD, USA BLDG T37 SUB STA 3, USA TRAINING AREA T38, USA  
 BUILDING 6527, CAMP MEADE  
**Status:** NPL

**Site:** USN COMMISSARY STORE PARK LOT AREA SOUTH (MD-059)  
**Address:** KINKAID RD  
 ANNAPOLIS, MD 21402  
**Aliases:** USN NAVAL STATION LAGOON, USN RADIO TRANSMITTING FACILITY,  
 USN NAVAL STATION, US NAVAL COMPLEX ANNAPOLIS  
**Status:** UI

**Site:** USN NAVAL ACADEMY (MD-063)  
**Address:** PUBLIC WKS DEPT  
 ANNAPOLIS, MD 21402  
**Aliases:** USN NAVAL ACADEMY WHERRY HOUSING PROJ  
**Status:** NFRAP

**Site:** VECTRA CORP - ODENTON (MD-041)  
**Address:** 8305 TELEGRAPH RD  
 ODENTON, MD 21113  
**Aliases:** ODENTON PLT, CHEVRON CHEMICAL  
**Status:** NFRAP

**Site** WOODS ROAD SITE (MD-192)  
**Address:** END-WOODS RD/BORDERS MAGOTHY BR. RD  
ANNAPOLIS, MD 21122  
**Status:** NFRAP

## BALTIMORE

**Site** 68TH STREET DUMP (MD-174)  
**Address:** 68TH ST & PULASKI HWY ROSEDALE, MD 21237  
**Status:** UI

**Site** AVESTA SHEFFIELD (MD-173)  
**Address:** ROLLING MILL RD  
BALTIMORE, MD 21224  
**Aliases:** EASTERN STAINLESS STEEL (FORMERLY)  
**Status:** NFRAP

**Site** BALTIMORE GALVANIZING COMPANY INC (MD-069)  
**Address:** 7110 QUAD AVE  
BALTIMORE, MD 21237  
**Status:** NFRAP

**Site** BAUER FARM (MD-297)  
**Address:** OFF NORTH PT RD & BAUERS FARM RD  
BALTIMORE, MD 21219  
**Status:** NFRAP

**Site** BEACHWOOD DEVELOPMENT (MD-388)  
**Address:** MORSE LN & TODD PT  
BALTIMORE, MD 21222  
**Status:** NFRAP

**Site** BENDIX CORP (MD-395)  
**Address:** 1300 JOPPA RD  
BALTIMORE, MD 21204  
**Status:** NFRAP

**Site** BROWNING FERRIS IND - CHEM PROCESSING CNTR (MD-018)  
**Address:** 101 NORRIS LN  
BALTIMORE, MD 21222  
**Aliases:** CHEM PROCESSING CNTR, NORRIS FARM LF  
**Status:** NFRAP

**Site** BUCKS STEEL DRUM (MD-187)  
**Address:** 8234 ROSEBANK AVE  
BALTIMORE, MD 21222  
**Status:** NFRAP

**Site** CIRCUIT CITY (MD-315)  
**Address:** 6211 ROSSVILLE BLVD  
 BALTIMORE, MD 21237  
**Status:** NFRAP

**Site** COLGATE PAY DUMP (MD-176)  
**Address:** 6700 PULASKI HWY (I-95 @ MORAVIA)  
 BALTIMORE, MD 21237  
**Status:** NFRAP

**Site** CUTRONICS (MD-380)  
**Address:** 1925 & 1941 GREENSPRING DR  
 TIMONIUM, MD 21093  
**Status:** NFRAP

**Site** DUNDALK MARINE TERMINAL (MD-016)  
**Address:** 2701 BROENING HWY  
 BALTIMORE, MD 21222  
**Status:** NFRAP

**Site** FORK - CONTROL (MD-210)  
**Address:** END OF HUTSCHENREUTER RD  
 KINGSVILLE, MD 21057  
**Status:** NFRAP

**Site** FORK - LAUNCH (MD-209)  
**Address:** OFF STOCKDALE RD  
 KINGSVILLE, MD 21087  
**Status:** NFRAP

**Site** FOUR CORNERS (JACKSONVILLE) (MD-264)  
**Address:** JARRETSVILLE PK & SWEET AIR RD  
 JACKSONVILLE, MD 21131  
**Aliases:** JACKSONVILLE SITE, FOUR CORNERS EXXON  
**Status:** NFRAP

**Site** GIBSON HOMANS (MD-316)  
**Address:** 1101 HANZLIK AVE  
 BALTIMORE, MD 21237  
**Status:** NFRAP

**Site** GRANITE - CONTROL (MD-212)  
**Address:** 2845 HERNWOOD RD  
 WOODSTOCK, MD 21163  
**Status:** UI

**Site** GRANITE - LAUNCH (MD-211)  
**Address:** 3085 HERNWOOD RD WOODSTOCK, MD 21163  
**Status:** NFRAP



**Site** GREENSPRING - CONTROL (MD-214)  
**Address:** GREENSPRING AVE  
 GREENSPRING, MD 21117  
**Status:** NFRAP

**Site** GREENSPRING - LAUNCH (MD-213)  
**Address:** RIDGE RD  
 GREENSPRING, MD 21117  
**Aliases:** TOWSON - NIKE  
**Status:** NFRAP

**Site** INDUSTRIAL ENTERPRISES (MD-184)  
**Address:** 7100 QUAD AVE  
 BALTIMORE, MD 21237  
**Status:** NFRAP

**Site** J & L INDUSTRIES INC (MD-280)  
**Address:** 6923 EBENEZER RD  
 BALTIMORE, MD 21220  
**Status:** NFRAP

**Site** KOPPERS CO (MD-285)  
**Address:** GLEN ARM RD  
 GLEN ARM, MD 21087  
**Aliases:** UNITED CONTAINER MACHINERY GROUP INC  
**Status:** NFRAP

**Site** LEO J. MCCOURT DUMP (MD-309)  
**Address:** MORSE RD, OFF OF NORTH POINT  
 BALTIMORE, MD 21222  
**Status:** NFRAP

**Site** MARTIN MARIETTA CORP (MD-172)  
**Address:** 1601 ROLLING RD  
 BALTIMORE, MD 21227  
**Status:** NFRAP

**Site** MARTIN'S STATE AIRPORT (MD-304)  
**Address:** BOX 1 701 WILSON POINT RD  
 BALTIMORE, MD 21220  
**Status:** NFRAP

**Site** MARTIN'S STATE AIRPORT SITE II (ANG) (MD-310)  
**Address:** EASTERN AVE AND WILSON POINT RD  
 BALTIMORE, MD 21220  
**Aliases:** AIR NATIONAL GUARD  
**Status:** NFRAP

**Site** MARYVALE PREPARATORY SCHOOL (MD-389)

**Address:** 11300 FALLS RD  
BROOKLANDVILLE, MD 21022

**Status:** NFRAP

**Site** METALS & RESIDUES PROCESSING (MD-277)  
**Address:** 10107 MARBLE CT  
COCKEYSVILLE, MD 21030

**Status:** NFRAP

**Site** NATIONAL CIRCUITS INC-PIKESVILLE PROPERTY (MD-463)  
**Address:** PARK CIRCLE  
BALTIMORE, MD 21209

**Status:** NFRAP

**Site** OH WILLIAMSON (MD-238)  
**Address:** WILLIAMSON LN  
COCKEYSVILLE, MD 21030

**Aliases:** MANN & PARKER LUMBER CO  
**Status:** NFRAP

**Site** PARKTON LF (MD-449)  
**Address:** I-83 & STABLERS CHURCH ROAD  
PARKTON, MD 21120

**Status:** NFRAP

**Site** REISTERS PROPERTY (MD-331)  
**Address:** JUNCTION MD RTS 30 & 140  
REISTERSTOWN, MD 21136

**Status:** NFRAP

**Site** RELAY MUD SLIDE (MD-166)  
**Address:** WOODLAND DR & VIADUCT AVE  
BALTIMORE, MD 21227

**Status:** NFRAP

**Site** RM WINSTEAD CO (MD-133)  
**Address:** 68TH ST & PULASKI HWY  
BALTIMORE, MD 21237

**Status:** NFRAP

**Site** SAFETY KLEEN CORP - CATONSVILLE (MD-349)  
**Address:** 1012-1/2 LESLIE AVE  
BALTIMORE, MD 21228

**Status:** NFRAP

**Site** SAUER DUMP (MD-181)  
**Address:** 4225 LYNHURST RD  
BALTIMORE, MD 21222

**Status:** UI

**Site** SECURITY BLVD SITE (MD-188)  
**Address:** 1718 K BELMONT AVE  
 BALTIMORE, MD 21207  
**Status:** NFRAP

**Site** SPARROWS POINT (MD-479)  
**Address:** PATAPSCO RIVER  
 BALTIMORE, MD 21226  
**Status:** NFRAP

**Site** STANSBURY PARK (MD-265)  
**Address:** STANSBURY & HYDRANGAEA RDS  
 BALTIMORE, MD 21222  
**Status:** UI

**Site** SUN CHEMICAL CORP - GPI DIV (MD-288)  
**Address:** 42 GWYNNS MILL CT  
 OWINGS MILLS, MD 21117  
**Status:** NFRAP

**Site** THOMPSON STEEL COMPANY INC (MD-289)  
**Address:** NORTH POINT BLVD  
 BALTIMORE, MD 21219  
**Status:** NFRAP

**Site** TOWSON LAUNCH BA - 92 (MD-412)  
**Address:** RIDGE RD NEAR RT 45  
 TOWSON, MD 21136  
**Status:** UI

**Site** US ARMY PHOENIX - CONTROL (MD-157)  
**Address:** SUNNYBROOK RD  
 JACKSONVILLE, MD 21131  
**Aliases:** USA PHOENIX NIKE SITE (FCA), PHOENIX NIKE, PHOENIX MILITARY  
 RESERVATION  
**Status:** UI

**Site** US ARMY PHOENIX - LAUNCH (MD-234)  
**Address:** PAPERMILL RD  
 JACKSONVILLE, MD 21131  
**Status:** NFRAP

**Site** VULCAN MATERIALS METALS DIV (MD-132)  
**Address:** 2415 GRAYS RD  
 BALTIMORE, MD 21219  
**Status:** NFRAP

## BALTIMORE CITY

**Site** 1ST PLANT (MD-147)  
**Address:** GUILFORD & SARATOGA STS  
BALTIMORE, MD 21201  
**Status:** NFRAP

**Site** 2ND PLT (MD-148)  
**Address:** SARATOGA & HOLIDAY STS  
BALTIMORE, MD 21201  
**Aliases:** HOLIDAY PLT  
**Status:** NFRAP

**Site** 4TH GAS HOUSE (MD-160)  
**Address:** LANCASTER AND PATAPSCO STS  
BALTIMORE, MD 21201  
**Status:** NFRAP

**Site** AINSWORTH PAINT MFG SITE (MD-473)  
**Address:** 3200 E BIDDLE ST  
BALTIMORE, MD 21231  
**Status:** NFRAP

**Site** ALLIED CHEM CORP - AG PLT (MD-010)  
**Address:** 2000 RACE ST  
BALTIMORE, MD 21231  
**Status:** NFRAP

**Site** ALLIED CHEM CORP - BALTIMORE WKS (MD-013)  
**Address:** BLOCK & WILLS STS  
BALTIMORE, MD 21231  
**Aliases:** BALTIMORE WKS  
**Status:** NFRAP

**Site** AMERICAN CHEMMATE (MD-152)  
**Address:** HOWARD & WEST STS  
BALTIMORE, MD 21230  
**Aliases:** CHEMICAL SERVICES  
**Status:** NFRAP

**Site** AMERICAN RECOVERY CORP (MD-011)  
**Address:** 1901 BIRCH ST  
BALTIMORE, MD 21226  
**Status:** NFRAP

**Site** ANCHOR HOCKING CORP - CARR LOWREY GLASS (MD-140)  
**Address:** 2201 KLOMAN ST BALTIMORE, MD 21230  
**Status:** NFRAP

**Site** ARMCO BALTIMORE WKS (MD-106)  
**Address:** 3501 E BIDDLE ST  
 BALTIMORE, MD 21213  
**Status:** NFRAP

**Site** BALTIMORE IRON & METAL (MD-257)  
**Address:** PIER 11 PATAPSCO RIVER E  
 BALTIMORE, MD 21224  
**Status:** NFRAP

**Site** BALTIMORE STEEL DRUM CORP (MD-051)  
**Address:** 910 KRESSON ST  
 BALTIMORE, MD 21224  
**Aliases:** STEEL DRUM SITE  
**Status:** NFRAP

**Site** BAYARD STATION (MD-161)  
**Address:** BAYARD AND BUSH ST  
 BALTIMORE, MD 21201  
**Status:** NFRAP

**Site** BLOEDE MANUFACTURER PROPERTY (MD-466)  
**Address:** CORNER OF WILKENS & CATON AVE  
 BALTIMORE, MD 21229  
**Status:** NFRAP

**Site** BOARMAN, JW CO, INC (MD-283)  
**Address:** 2821-23 FOSTER AVE  
 BALTIMORE, MD 21224  
**Status:** NFRAP

**Site** BOWLEY'S LANE LF (MD-154)  
**Address:** MORAVIA RD  
 BALTIMORE, MD 21205  
**Status:** NFRAP

**Site** BROWNING FERRIS IND - QUARANTINE RD (MD-019)  
**Address:** 5901 QUARANTINE RD  
 BALTIMORE, MD 21226  
**Aliases:** ROBB TYLER (BFI PORTION), QUARANTINE RD  
**Status:** NFRAP

**Site** BRUNING PAINT CO (MD-273)  
**Address:** 601 S HAVEN ST  
 BALTIMORE, MD 21224  
**Status:** NFRAP

**Site** CANTON STATION (MD-159)  
**Address:** FAIT AND LAKEWOOD STS  
 BALTIMORE, MD 21201  
**Status:** NFRAP

**Site** CAPITAL ASSAY LABS SITE (MD-253)  
**Address:** 2901 WHITTINGTON AVE  
 BALTIMORE, MD 21230  
**Status:** NFRAP

**Site** CHEMICAL METALS IND (MD-082)  
**Address:** 2101 & 2103 ANNAPOLIS RD  
 BALTIMORE, MD 21230  
**Aliases:** CMI  
**Status:** NPL

**Site** CONOCO CHEMICAL CO BALTIMORE PLT (MD-109)  
**Address:** 3441 FAIRFIELD RD  
 BALTIMORE, MD 21226  
**Aliases:** VISTA CHEMICAL CORP  
**Status:** NFRAP

**Site** CONOCO INC BALTIMORE TERM (MD-110)  
**Address:** 3410 FAIRFIELD RD  
 BALTIMORE, MD 21226  
**Status:** NFRAP

**Site** CONRAIL ORANGEVILLE YARD (MD-263)  
**Address:** 6000 E LOMBARD ST  
 BALTIMORE, MD 21201  
**Status:** NFRAP

**Site** CONTINENTAL CAN CO - USA PLANT #16 (MD-354)  
**Address:** 3701 DUNCANWOOD LANE  
 BALTIMORE, MD 21213  
**Status:** NFRAP

**Site** CROWN CENTRAL PETROLEUM CORP (MD-113)  
**Address:** 1622 S CLINTON ST  
 BALTIMORE, MD 21224  
**Status:** NFRAP

**Site** CROWN CENTRAL PETROLEUM CORP (MD-112)  
**Address:** 6000 PENNINGTON AVE  
 BALTIMORE, MD 21226  
**Status:** NFRAP

**Site** DYNASURF CHEMICAL CORP (MD-153)  
**Address:** 1411 FLEET ST  
 BALTIMORE, MD 21231  
**Status:** NFRAP

**Site** E FEDERAL ST SITE (MD-379)  
**Address:** E OF 3520 E FEDERAL ST  
 BALTIMORE, MD 21213  
**Status:** NFRAP

**Site** ESTECH GENERAL CHEM CO (MD-114)  
**Address:** 5500 CHEM RD  
 BALTIMORE, MD 21226  
**Status:** NFRAP

**Site** EXXON CO USA (MD-091)  
**Address:** 3801 BOSTON ST  
 BALTIMORE, MD 21224  
**Status:** NFRAP

**Site** FMC CORP (MD-017)  
**Address:** 1701 E PATAPSCO AVE  
 BALTIMORE, MD 21226  
**Status:** NFRAP

**Site** FORT HOLABIRD CRIME RECORDS CENTER (MD-411)  
**Address:** CORNER OF OAKLAND & DETROIT AVES  
 BALTIMORE, MD 21222  
**Status:** NFRAP

**Site** HAWKINS PT - MD PORT ADMIN (MD-007)  
**Address:** HAWKINS PT RD  
 BALTIMORE, MD 21202  
**Status:** NFRAP

**Site** HIGHLAND TOWN GAS (MD-233)  
**Address:** 3913 PULASKI HWY  
 BALTIMORE, MD 21224  
**Status:** NFRAP

**Site** HUTTON AVENUE LF, E & W (MD-367)  
**Address:** 4825-4835 WINDSOR MILL RD  
 BALTIMORE, MD 21207  
**Aliases:** RIDGETOP ROAD DUMP  
**Status:** UI

**Site** KANE & LOMBARD ST DRUMS (MD-169)  
**Address:** KANE & LOMBARD STS  
 BALTIMORE, MD 21224  
**Status:** NPL

**Site** KEY HWY SHIPYARD (MD-340)  
**Address:** 1101 KEY HWY  
 BALTIMORE, MD 21230  
**Status:** NFRAP

**Site** KOPPERS CO BALTIMORE TREATING PLT LF (MD-021)  
**Address:** FOOT OF CHILDS ST FAIRFIELD  
 BALTIMORE, MD 21226  
**Status:** NFRAP

**Site** KOPPERS CO INC - METAL PRODUCTS DIV (MD-431)  
**Address:** 200 SCOTT ST  
 BALTIMORE, MD 21230  
**Status:** NFRAP

**Site** KOPPERS CO INC- ENGR MET PROD G (MD-284)  
**Address:** 1400 BUSH ST  
 BALTIMORE, MD 21230  
**Aliases:** KAYDON RING & SEAL INC  
**Status:** NFRAP

**Site** LOCOMOTIVE JUNKYARD (MD-258)  
**Address:** BALTIMORE, MD 21201  
**Status:** NFRAP

**Site** M & T CHEMICALS INC (MD-118)  
**Address:** 1900 CHESAPEAKE AVE  
 BALTIMORE, MD 21226  
**Status:** NFRAP

**Site** MONUMENT ST LF (MD-092)  
**Address:** MONUMENT ST & EDISON HWY  
 BALTIMORE, MD 21205  
**Status:** NFRAP

**Site** MORGAN STATE UNIVERSITY SITE (MD-471)  
**Address:** COLD SPRING LN & HILLEN RD  
 BALTIMORE, MD 21239  
**Status:** NFRAP



**Site** MRI CORP (MD-119)  
**Address:** 414 CHESAPEAKE AVE  
 BALTIMORE, MD 21226  
**Status:** NFRAP

**Site** NIH-NIA GERONTOLOGY RESEARCH CNTR (MD-434)  
**Address:** 4040 EASTERN AVE  
 BALTIMORE, MD 21224  
**Status:** NFRAP

**Site** OLIN CORP - CURTIS BAY (MD-014)  
**Address:** 5501 PENNINGTON AVE  
 BALTIMORE, MD 21226  
**Aliases:** CURTIS BAY PLANT  
**Status:** NFRAP

**Site** PEMCO PRODUCTS (MD-055)  
**Address:** 5601 EASTERN AVE  
 BALTIMORE, MD 21224  
**Aliases:** MOBAY CHEMICAL CORP PEMCO PROD DIV  
**Status:** NFRAP

**Site** PICORP INC (MD-179)  
**Address:** 6508 E LOMBARD ST  
 BALTIMORE, MD 21224  
**Status:** NFRAP

**Site** PLATING SITE (MD-249)  
**Address:** 1009 W BALTIMORE ST  
 BALTIMORE, MD 21223  
**Aliases:** UNION PLATING, UNION ART GOLD AND SILVER  
**Status:** NFRAP

**Site** REEDBIRD LF (MD-020)  
**Address:** POTE ST & REEDBIRD AVE  
 BALTIMORE, MD 21202  
**Status:** NFRAP

**Site** ROBERT E. LEE PARK/LAKE ROLAND BRIDGE (MD-383)  
**Address:** RAILROAD MARKER 387  
 BALTIMORE, MD 21209  
**Status:** NFRAP

**Site** SAFETY KLEEN CORP (MD-343)  
**Address:** 1448-50 DESOTO RD  
 BALTIMORE, MD 21230  
**Status:** NFRAP

**Site** SCM CORP QUARANTINE RD SITE (MD-009)  
**Address:** 5901 QUARANTINE RD  
 BALTIMORE, MD 21226  
**Aliases:** ROBB TYLER LF  
**Status:** NFRAP

**Site** SCOTT ST STATION (MD-191)  
**Address:** SCOTT & OSTEND STS  
 BALTIMORE, MD 21230  
**Status:** NFRAP

**Site** SEVERN ST STATION (MD-245)  
**Address:** 1400 BLK SEVERN ST  
 BALTIMORE, MD 21230  
**Status:** NFRAP

**Site** SHERWIN WILLIAMS (MD-279)  
**Address:** 2325 HOLLINS FERRY RD  
 BALTIMORE, MD 21230  
**Status:** NFRAP

**Site** SOUTHGATE INDUSTRIAL PARK (MD-378)  
**Address:** 2147 WICOMICO ST  
 BALTIMORE, MD 21201  
**Status:** UI

**Site** SPRING GARDENS (MD-145)  
**Address:** FORT & LEADENHALL STS  
 BALTIMORE, MD 21201  
**Status:** NFRAP

**Site** TEXACO INC (MD-131)  
**Address:** 3820 FOURTH AVE  
 BALTIMORE, MD 21226  
**Status:** NFRAP

**Site** WR GRACE & CO - DAVIDSON CHEM DIV (MD-015)  
**Address:** 5500 CHEMICAL RD  
 BALTIMORE, MD 21226  
**Status:** NFRAP

## CALVERT

**Site** USN NAVAL RESEARCH LAB - CHES BAY DETACH (MD-062)  
**Address:** MD RD 261  
RANDLE CLIFF BEACH, MD 20732  
**Aliases:** USN NAVAL RESEARCH LAB, USN CHES BAY DETACH PAST CHEM LF,  
USN CHES BAY DETACH BLDG 4  
**Status:** NFRAP

**Site** USN SURFACE WARFARE CNTR-SOLOMON'S ISLAND (MD-058)  
**Address:** DEPT OF THE NAVY  
SOLOMON'S ISLAND, MD 20688  
**Status:** UI

## CAROLINE

**Site** OLD WEST DENTON DUMP (MD-438)  
**Address:** RIVER RD  
DENTON, MD 21629  
**Status:** NFRAP

**Site** SKIPJACK CHEMICALS, INC. (MD-416)  
**Address:** RT 2 BOX 26E  
DENTON, MD 21629  
**Status:** NFRAP

## CARROLL

**Site** BACHMAN VALLEY LF - LOCATION II (MD-467)  
**Address:** 1920 BACHMAN VALLEY RD  
MANCHESTER, MD 21102  
**Status:** NFRAP

**Site** BACHMANS VALLEY LF (MD-333)  
**Address:** 1920 BACHMANS VALLEY RD  
MANCHESTER, MD 21102  
**Status:** NFRAP

**Site** BLACK & DECKER (MD-370)  
**Address:** 10 NORTH PARK DR  
HAMPSTEAD, MD 21074  
**Status:** DEFERRAL

**Site** CATALYST RESEARCH (MD-142)  
**Address:** 1125 POOLE RD  
WESTMINSTER, MD 21157  
**Status:** NFRAP

**Site** CRANBERRY RUN SUB STATION (MD-190)  
**Address:** OLD MANCHESTER RD  
WESTMINSTER, MD 21157  
**Status:** NFRAP

**Site** HODGES LF (MD-447)  
**Address:** HODGES RD  
ELDERSBURG, MD 21784  
**Status:** NFRAP

**Site** KATE WAGNER LF (MD-322)  
**Address:** RT 27 & RIDGE RD  
WESTMINSTER, MD 21157  
**Status:** NFRAP

**Site** LEHIGH PORTLAND CEMENT COMPANY (MD-437)  
**Address:** 117 SOUTH MAIN STREET  
UNION BRIDGE, MD 21791  
**Status:** NFRAP

**Site** MIL SPEC FASTENERS CORP (MD-332)  
**Address:** RT 30 BOX 59A - HANOVER PIKE  
HAMPSTEAD, MD 21074  
**Status:** NFRAP

**Site** NORTH CARROLL SHOPPING PLAZA (MD-320)  
**Address:** RT 30 & BRODBECK RD  
HAMPSTEAD, MD 21074  
**Status:** DEFERRAL

**Site** POWRMATIC INC (MD-167)  
**Address:** INDUSTRIAL PARK DR  
FINKSBURG, MD 21048  
**Status:** NFRAP

**Site** RAY'S AUTO PARTS E.R. (MD-478)  
**Address:** 7571 MIDDLEBERG ROAD  
DETOUR, MD  
**Status:** NFRAP

**Site** SMALL LAB SITE (MD-392)  
**Address:** 7606 PATAPSCO RD  
SYKESVILLE, MD 21784  
**Status:** NFRAP

**Site** W DORSEY PROPERTY (MD-357)  
**Address:** 804 E RIDGEVILLE RD MT AIRY, MD 21773  
**Status:** NFRAP

**Site** WESTMINSTER PLANT (MD-146)  
**Address:** GEORGE ST  
WESTMINSTER, MD 21157  
**Status:** NFRAP

**Site** WOLF HILL (MD-307)  
**Address:** OFF OF RT 30  
HAMPSTEAD, MD 21074  
**Status:** NFRAP

## CECIL

**Site** ANCHOR MARINA ASSESSMENT (MD-474)  
**Address:** .5 OFF RT 272 IRIQUOIS DR  
NORTH EAST, MD 21901  
**Status:** NFRAP

**Site** CECIL COUNTY LF (MD-027)  
**Address:** OLD ELK NECK RD  
ELKTON, MD 21901  
**Aliases:** ELK NECK LF  
**Status:** NFRAP

**Site** CENTRAL CHEMICAL CO (MD-325)  
**Address:** TRINCO INDUSTRIAL PARK  
ELKTON, MD 21921  
**Status:** NFRAP

**Site** CHILDS PROPERTY (MD-318)  
**Address:** 180 CHILDS RD  
CHILDS, MD 21921  
**Aliases:** PAUL MRAZ  
**Status:** NFRAP

**Site** CROUSE BROS EXCAVATING INC (MD-314)  
**Address:** PULASKI HWY & RT 279  
ELKTON, MD 21921  
**Status:** NFRAP

**Site** DWYER PROPERTY (MD-313)  
**Address:** RTS 279 & 545 PARCEL 1037 SW  
ELKTON, MD 21921  
**Status:** NFRAP

**Site** ELKTON FARM (MD-433)  
**Address:** 183 ZEITLER RD  
 ELKTON, MD 21921  
**Status:** NFRAP

**Site** ELKTON GAS LIGHT CO (MD-196)  
**Address:** WATER ST  
 ELKTON, MD 21921  
**Status:** NFRAP

**Site** GE RAIL (MD-294)  
**Address:** TRINCO INDUSTRIAL PARK  
 ELKTON, MD 21921  
**Aliases:** P & R RAILCAR SERV CORP  
**Status:** NFRAP

**Site** HOG HILL LF (MD-440)  
**Address:** RT 7  
 ELKTON, MD 21921  
**Status:** NFRAP

**Site** HOPKINS QUARRY (MD-450)  
**Address:** HOPKINS QUARRY  
 PORT DEPOSIT, MD 21904  
**Status:** NFRAP

**Site** IP INC (MD-372)  
**Address:** TRINCO INDUSTRIAL PARK  
 ELKTON, MD 21921  
**Status:** NFRAP

**Site** IRON HILL ROAD DRUM SITE (MD-254)  
**Address:** 117 IRON HILL RD  
 ELKTON, MD 21921  
**Aliases:** PYRONICS INC  
**Status:** NFRAP

**Site** MALMO FARMS (MD-189)  
**Address:** 1435 CAYOTS CORNER RD  
 CHESAPEAKE CITY, MD 21915  
**Status:** NFRAP

**Site** MONTGOMERY BROTHERS (MD-137)  
**Address:** OFF NAZARENE CAMP RD  
 NORTHEAST, MD 21921  
**Aliases:** NORTH EAST DUMP  
**Status:** NFRAP

**Site:** NATIONAL FIREWORKS (MD-386)  
**Address:** FAIRHILL RD PARCELS 75 & 1075  
 ELKTON, MD 21921  
**Aliases:** VICON PROPERTY  
**Status:** NFRAP

**Site:** NAVAL TRAINING CENTER BAINBRIDGE (MD-430)  
**Address:** US HWY 222  
 BAINBRIDGE, MD 21904  
**Status:** UI

**Site:** OLD ELKTON DUMP (MD-074)  
**Address:** JONES CHAPEL RD  
 ELKTON, MD 21921  
**Status:** NFRAP

**Site:** ORDNANCE PRODUCTS INC (MD-268)  
**Address:** MECHANICS VALLEY RD  
 NORTHEAST, MD 21901  
**Aliases:** MECHANICS VALLEY ORDNANCE SITE  
**Status:** NPL

**Site:** RMR (MD-472)  
**Address:** 695 N BRIDGE ST  
 ELKTON, MD 21921  
**Status:** NFRAP

**Site:** RT 7 CHEM DUMP SITE (MD-075)  
**Address:** 1.9 MILES W OF RT 40  
 ELKTON, MD 21921  
**Status:** NFRAP

**Site:** SAND GRAVEL & STONE SITE (MD-033)  
**Address:** RT 40  
 ELKTON, MD 21921  
**Aliases:** ELKTON QUARRY, MD SAND & GRAVEL  
**Status:** NPL

**Site:** SPECTRON INC (MD-045)  
**Address:** 111 PROVIDENCE RD  
 ELKTON, MD 21921  
**Aliases:** GALAXY CHEMICAL, SOLVENT DISTILLERS  
**Status:** NPL

**Site:** STAUFFER CHEM CO (MD-099)  
**Address:** BLUEBELL RD TRINCO IND COM  
 ELKTON, MD 21921  
**Aliases:** GE RAILCAR, P&R SERV CORP  
**Status:** NFRAP

**Site** THIOKOL CORP ELKTON (MD-100)  
**Address:** RT 40  
ELKTON, MD 21921  
**Aliases:** MORTON-THIOKOL, CIBA-GEIGY  
**Status:** NFRAP

**Site** TRIUMPH INDUSTRIAL PARK (MD-303)  
**Address:** 3 BLUE BALL RD - PO BOX 1130  
ELKTON, MD 21921  
**Aliases:** W.L. GORE  
**Status:** NFRAP

**Site** USCG BACK CREEK REAR RANGE STRUCTURE (MD-156)  
**Address:** 25 FT SQUARE POSITION  
CHESAPEAKE CITY, MD 21915  
**Status:** NFRAP

**Site** VICON PROPERTY (MD-366)  
**Address:** DOGWOOD & SINGERLY RDS  
ELKTON, MD 21921  
**Status:** NFRAP

**Site** WHITTAKER TROJAN YACHT (MD-402)  
**Address:** OLDFIELD POINT RD  
ELKTON, MD 21921  
**Status:** NFRAP

**Site** WL GORE - CHERRY HILL (MD-337)  
**Address:** 2401 SINGERLY RD  
ELKTON, MD 21921  
**Status:** NFRAP

**Site** WOODLAWN LF (MD-050)  
**Address:** FIRE TOWER & WAIBEL RDS  
WOODLAWN, MD 21904  
**Aliases:** WOODLAWN TRANSFER STATION, WOODLAWN LF  
**Status:** NPL

## **CHARLES**

**Site** BLOSSOM POINT FIELD TEST AREA (MD-136)  
**Address:** CEDAR POINT NECK  
LA PLATA, MD 20646  
**Aliases:** DIAMOND LABS TEST AREA  
**Status:** NFRAP



**Site** CHARLES COUNTY SANITARY LF (MD-261)  
**Address:** RT 425  
 PISGAH, MD 20640  
**Status:** NFRAP

**Site** HUGHESVILLE TIRE SITE (MD-317)  
**Address:** GALLANT GREEN RD  
 HUGHESVILLE, MD 20601  
**Status:** NFRAP

**Site** INDIAN HEAD NAVAL SURFACE WARFARE CENTER (MD-064)  
**Address:** RT 210  
 INDIAN HEAD, MD 20640  
**Aliases:** USN NAVAL ORDNANCE STATION - 1006  
**Status:** NPL

**Site** POMONKEY - CONTROL (MD-218)  
**Address:** BUMPY OAK RD  
 POMONKEY, MD 20646  
**Status:** NFRAP

**Site** POMONKEY - LAUNCH (MD-217)  
**Address:** BUMPY OAK RD  
 POMONKEY, MD 20646  
**Status:** NFRAP

**Site** US NAVAL RESEARCH LAB - CONTROL (MD-216)  
**Address:** END OF LAUREL BRANCH RD  
 WALDORF, MD 20601  
**Status:** NFRAP

**Site** US NAVAL RESEARCH LAB - LAUNCH (MD-215)  
**Address:** BERRY RD  
 WALDORF, MD 20601  
**Aliases:** NRL WALDORF  
**Status:** NFRAP

**Site** WALDORF - CONTROL (MD-219)  
**Address:** COUNTRY LN  
 WALDORF, MD 20601  
**Aliases:** W-44  
**Status:** NFRAP

## DORCHESTER

**Site** BEULAH LF (MD-299)  
**Address:** RT 331  
BEULAH, MD 21643  
**Status:** NFRAP

**Site** CAMBRIDGE CY DISP PLT WWTP (MD-026)  
**Address:** 1010 ROSELYN AVE  
CAMBRIDGE, MD 21613  
**Status:** NFRAP

**Site** CAMBRIDGE TOWN GAS (MD-165)  
**Address:** 403 CHERRY ST  
CAMBRIDGE, MD 21613  
**Status:** NFRAP

**Site** CONTINENTAL CAN CO - USA PLANT 24 (MD-342)  
**Address:** RAILROAD AVE  
HURLOCK, MD 21643  
**Status:** NFRAP

**Site** EASTERN MD WOOD TREATING CO (MD-242)  
**Address:** CLARKS CANNING HOUSE RD  
FEDERALSBURG, MD 21632  
**Status:** NFRAP

**Site** NELSONS BODY SHOP (MD-420)  
**Address:** RT 16 & CHESAPEAKE DR  
CAMBRIDGE, MD 21613  
**Status:** NFRAP

**Site** USN BLOODSWORTH ARCHIPELAGO (MD-086)  
**Address:** N POTOMAC R RUNS CHESPKY BAY  
MD 21613  
**Status:** UI

**Site** WESTERN PUBLISHING CO (MD-290)  
**Address:** WOODS RD  
CAMBRIDGE, MD 21613  
**Status:** NFRAP

## FREDERICK

**Site** ABRAMSON PROPERTY (MD-384)  
**Address:** 9925 PINE TREE RD  
WOODSBORO, MD 21798  
**Status:** NFRAP

**Site** EASTALCO ALUMINUM CO (MD-202)  
**Address:** 5601 MANOR WOODS RD  
FREDERICK, MD 21701  
**Status:** NFRAP

**Site** FORT DETRICK AREA B (MD-428)  
**Address:** ROSEMONT AVE  
FREDERICK, MD 21701  
**Status:** UI

**Site** FREDERICK TOWN GAS (MD-164)  
**Address:** 350 CHURCH ST  
FREDERICK, MD 21701  
**Status:** NFRAP

**Site** NCI FREDERICK CANCER RESEARCH (MD-066)  
**Address:** FT DETRICK  
FREDERICK, MD 21701  
**Status:** UI

**Site** TRANS TECH - ADAMSTOWN SITE (MD-250)  
**Address:** ADAMSTOWN RD  
ADAMSTOWN, MD 21710  
**Aliases:** ADAMSTOWN GROUNDWATER SITE  
**Status:** NFRAP

**Site** USA FORT DETRICK (MD-076)  
**Address:** FT DETRICK  
FREDERICK, MD 21701  
**Aliases:** FREDERICK CANCER RESEARCH CENTER  
**Status:** UI

**Site** USN NAVAL SUPPORT FACILITY (MD-060)  
**Address:** PO BOX 1000  
THURMONT, MD 21788  
**Aliases:** USN NAVAL SUPPLY FACILITIES  
**Status:** NFRAP

## GARRETT

**Site** HARBISON WALKER REFRACTORIES - NEW SAVAGE (MD-351)  
**Address:** RT 495  
GRANTSVILLE, MD 21536  
**Status:** NFRAP

**Site** OAKLAND JUNKYARD SITE (MD-255)  
**Address:** RT 219  
OAKLAND, MD 21053  
**Aliases:** ERNIE MARTINS  
**Status:** NFRAP

**Site** TEXAS EASTERN - ACCIDENT STATION (MD-271)  
**Address:** FRIENDSVILLE RD  
ACCIDENT, MD 21520  
**Status:** NFRAP

## HARFORD

**Site** ABERDEEN DUMP (MD-001)  
**Address:** MICHAEL LN  
ABERDEEN, MD 21001  
**Status:** NFRAP

**Site** ABERDEEN PROVING GROUND - EDGEWOOD AREA (MD-032)  
**Address:** OFF RT 40  
ABERDEEN, MD 21001  
**Aliases:** USA APG, USA EDGEWOOD ARSENAL, USCG-UPPER CHESAPEAKE  
RANGE USCG - POOLE ISLAND RANGE  
**Status:** NPL

**Site** ABERDEEN PROVING GROUND-MICHAELSVILLE LF (MD-065)  
**Address:** OFF RT 40  
ABERDEEN, MD 21005  
**Aliases:** USA EDGEWOOD ARSENAL, USCG - POOLE ISLAND RANGE, USCG -  
UPPER CHESAPEAKE RANGE  
**Status:** NPL

**Site** ABINGDON LF (MD-301)  
**Address:** RT 7  
ABINGDON, MD 21009  
**Status:** NFRAP

**Site** BATA SHOE - LATEX LAGOON (MD-296)  
**Address:** BELCAMP RD  
 BELCAMP, MD 21017  
**Status:** NFRAP

**Site** BATA SHOE - MAIN PLANT (MD-077)  
**Address:** US RT 40  
 BELCAMP, MD 21017  
**Status:** DEFERRAL

**Site** BRAXTON PROPERTY LF (MD-460)  
**Address:** BUSH RD  
 ABINGDON, MD 21009  
**Status:** NFRAP

**Site** BUSH VALLEY LF (MD-002)  
**Address:** BUSH RD - PO BOX 246  
 ABINGDON, MD 21009  
**Aliases:** HARRIS LF  
**Status:** NPL

**Site** HAVRE DE GRACE DUMP (MD-037)  
**Address:** QUARRY RD  
 HAVRE DE GRACE, MD 21078  
**Status:** NFRAP

**Site** HAVRE DE GRACE PLT (MD-162)  
**Address:** 200 BLOCK JUNIATA ST  
 HAVRE DE GRACE, MD 21078  
**Status:** NFRAP

**Site** IW JENKINS - MOUNTAIN RD PROPERTY (MD-387)  
**Address:** 2206 MOUNTAIN RD - CENTRAL  
 JOPPA, MD 21085  
**Status:** NFRAP

**Site** JOHNSON PROPERTY LF (MD-462)  
**Address:** BUSH RD  
 ABINGDON, MD 21009  
**Status:** NFRAP

**Site** LONGS SEPTIC (MD-363)  
**Address:** 4025 GRAVEL HILL RD  
 HAVRE DE GRACE, MD 21078  
**Aliases:** GRAVEL HILL RD  
**Status:** NFRAP

**Site** MILLER CHEMICAL & FERTILIZER CORP (MD-123)  
**Address:** RTS 136 & 135  
WHITEFORD, MD 21160  
**Status:** NFRAP

**Site** MOORE PROPERTY LF (MD-461)  
**Address:** BUSH RD  
ABINGTON, MD 21009  
**Status:** NFRAP

**Site** MULLINS LF (MD-038)  
**Address:** OLD POST RD RT 132  
HAVRE DE GRACE, MD 21078  
**Status:** UI

**Site** SCARBORO LF (MD-236)  
**Address:** SCARBORO RD  
SCARBORO, MD 21154  
**Status:** DEFERRAL

**Site** UNION RD DUMP (MD-446)  
**Address:** 1515 UNION RD  
ABERDEEN, MD 21001  
**Aliases:** LEISKE DUMP  
**Status:** UI

## HOWARD

**Site** CEMETARY LN (MD-305)  
**Address:** MAYFIELD & MEADOWBRIDGE  
ELKRIDGE, MD 21227  
**Aliases:** HOWARD COUNTY DRUM DUMP  
**Status:** NFRAP

**Site** CHESAPEAKE FINISHED METALS INC (MD-274)  
**Address:** 6754 SANTA BARBARA CT  
ELKRIDGE, MD 21075  
**Status:** NFRAP

**Site** GENERAL ELECTRIC CO (MD-115)  
**Address:** APPLIANCE PARK E  
COLUMBIA, MD 21046  
**Status:** NFRAP

**Site** HOWARD COUNTY LF (MD-034)  
**Address:** 4361 NEWCUT RD  
ELLICOTT CITY, MD 21043  
**Aliases:** NEW CUT LF  
**Status:** NFRAP

**Site** JOHNS HOPKINS APPLIED PHYSICS LAB (MD-308)  
**Address:** JOHNS HOPKINS RD  
LAUREL, MD 20707  
**Status:** NFRAP

**Site** LONG LIFE TREATED WOOD INC (MD-241)  
**Address:** DORSEY RACEWAY RD  
DORSEY, MD 21076  
**Status:** NFRAP

**Site** MAYFIELD REPAIR FACILITY (MD-465)  
**Address:** 7751 MAYFIELD AVE  
ELKRIDGE, MD 21227  
**Aliases:** MAYFIELD SHOP BUREAU OF HIGHWAY  
**Status:** NFRAP

**Site** MULLINEX FARM (MD-330)  
**Address:** FLORENCE & MULLINEX RDS  
LISBON, MD 21765  
**Status:** NFRAP

**Site** OLGA NELSON ENTERPRISES (MD-272)  
**Address:** 7269 WASHINGTON BLVD  
BALTIMORE, MD 21227  
**Status:** NFRAP

**Site** TATE ACCESS FLOORS INC (MD-373)  
**Address:** 7510 MONTEVIDEO RD  
JESSUP, MD 20794  
**Status:** NFRAP

**Site** WR GRACE WASHINGTON RESEARCH CENTER (MD-117)  
**Address:** 7379 RT 32  
COLUMBIA, MD 21044  
**Status:** NFRAP

## KENT

**Site:** CHESTERTOWN GAS CO (MD-198)  
**Address:** W HIGH ST  
CHESTERTOWN, MD 21620  
**Status:** NFRAP

**Site:** CHESTERTOWN MUNICIPAL DUMP (MD-029)  
**Address:** FLATLAND RD  
CHESTERTOWN, MD 21620  
**Status:** NFRAP

**Site:** KENT PIT (MD-454)  
**Address:** KENT CO TAX MAP PARCEL 222  
CHESTERTOWN, MD 21620  
**Status:** NFRAP

**Site:** LAURENCE J NICHOLSON LF (MD-138)  
**Address:** NICHOLSON RD  
CHESTERTOWN, MD 21620  
**Aliases:** NICHOLSON LF  
**Status:** NFRAP

**Site:** TENNACO INC - CHESTERTOWN PLT (MD-028)  
**Address:** RT 297  
CHESTERTOWN, MD 21620  
**Aliases:** NUODEX INC - CHESTERTOWN PLT  
**Status:** NFRAP

**Site:** TOLCHESTER - CONTROL (MD-221)  
**Address:** TOLCHESTER BEACH RD  
TOLCHESTER, MD 21661  
**Status:** NFRAP

**Site:** TOLCHESTER - LAUNCH (MD-220)  
**Address:** ROCK HALL - TOLCHESTER RD  
TOLCHESTER, MD 21661  
**Aliases:** CHESTERTOWN - NIKE  
**Status:** UI

## MONTGOMERY

**Site:** DAVID TAYLOR RESEARCH CENTER (MD-409)  
**Address:** CODE C231  
BETHESDA, MD 20084  
**Status:** UI



**Site** GAITHERSBURG - CONTROL (MD-223)  
**Address:** 8510 SNOUFFERS SCHOOL RD  
GAITHERSBURG, MD 20879  
**Status:** NFRAP

**Site** GAITHERSBURG - LAUNCH (MD-222)  
**Address:** OFF SNOUFFERS SCHOOL RD  
GAITHERSBURG, MD 20879  
**Aliases:** GAITHERSBURG RESEARCH FACILITY  
**Status:** NFRAP

**Site** KENNETH SHUMAKER DUMP (MD-306)  
**Address:** BARNESVILLE RD  
BARNESVILLE, MD 20872  
**Status:** NFRAP

**Site** LAYTONSVILLE - CONTROL (MD-225)  
**Address:** ZION RD  
LAYTONSVILLE, MD 20879  
**Aliases:** NIKE W-93  
**Status:** NFRAP

**Site** LAYTONSVILLE - LAUNCH (MD-224)  
**Address:** 5321 RIGGS RD  
LAYTONSVILLE, MD 20879  
**Status:** NFRAP

**Site** MCCORMICK PAINT WORKS (MD-398)  
**Address:** 2355 LEWIS AVE  
ROCKVILLE, MD 20851  
**Status:** NFRAP

**Site** NATIONAL INSTITUTE OF HEALTH (MD-150)  
**Address:** 900 ROCKVILLE PIKE  
BETHESDA, MD 20014  
**Status:** NFRAP

**Site** NATIONAL INSTITUTE OF STANDARD TECHNOLOGY (MD-407)  
**Address:** I-270 & QUINCE ORCHARD RD  
GAITHERSBURG, MD 20899  
**Status:** NFRAP

**Site** NAVAL MEDICAL COMMAND (MD-335)  
**Address:** 8901 WISCONSIN AVE  
BETHESDA, MD 20814  
**Status:** NFRAP

**Site** NORTH POTOMAC PCP (MD-477)  
**Address:** 13801 TURKEY FOOT ROAD  
 NORTH POTOMAC, MD 20878  
**Status:** NFRAP

**Site** PROTO CIRCUITS (MD-399)  
**Address:** 14674 D SOUTHLAWN LN  
 ROCKVILLE, MD 20850  
**Status:** NFRAP

**Site** ROCKVILLE - CONTROL (MD-227)  
**Address:** 10901 DARNSTOWN RD  
 GAITHERSBURG, MD 20878  
**Status:** NFRAP

**Site** ROCKVILLE - LAUNCH (MD-226)  
**Address:** MUDDY BRANCH RD  
 GAITHERSBURG, MD 20878  
**Status:** NFRAP

**Site** SAFETY KLEEN CORP - SILVER SPRING (MD-344)  
**Address:** 12164 TECH RD  
 SILVER SPRING, MD 20904  
**Status:** NFRAP

**Site** SILVER SPRINGS CUSTOM FURNITURE (MD-426)  
**Address:** 8943 BROOKVILLE RD  
 SILVER SPRING, MD 20910  
**Status:** NFRAP

**Site** USN NAVAL SURFACE WARFARE CTR - WHITE OAK (MD-061)  
**Address:** 10901 NEW HAMPSHIRE AVE  
 SILVER SPRING, MD 20903  
**Status:** UI

**Site** VECTROL INC (MD-360)  
**Address:** 1010 WESTMORE AVE  
 ROCKVILLE, MD 20850  
**Status:** NFRAP

**Site** WALTER REED AMC FOREST GLEN ANNEX (MD-404)  
**Address:** 2961 LINDEN LN  
 ROCKVILLE, MD 20910  
**Status:** UI

**Site** WALTER REED ARMY MEDICAL CENTER (MD-432)  
**Address:** RT 193  
WHEATON, MD 20902  
**Status:** NFRAP

**Site** WATKINS JOHNSON CO (MD-401)  
**Address:** 700 QUINCE ORCHARD RD  
GATHERSBURG, MD 20760  
**Status:** NFRAP

**Site** WEINSCHER ENGINEERING (MD-180)  
**Address:** 1 WEINSCHER LN  
GAITHERSBURG, MD 20877  
**Status:** NFRAP

### **PRINCE GEORGE'S**

**Site** ADELPHI LABORATORY CENTER (MD-068)  
**Address:** 2800 POWDER MILL RD  
ADELPHI, MD 20783  
**Aliases:** USA HARRY DIAMONDS LABS  
**Status:** UI

**Site** AGGREGATE INDUSTRIES (MD-359)  
**Address:** DOWER HOWSER RD  
MELLWOOD, MD 20772  
**Status:** NFRAP

**Site** ANACOSTIA RIVER PARK (MD-024)  
**Address:** S OF BLADENSBURG RD  
BLADENSBURG, MD 20722  
**Status:** NFRAP

**Site** BEAVERDAM CREEK PCB (MD-476)  
**Address:** .5 OFF KENILWORTH AVE  
BEAVER HEIGHTS, MD 20743  
**Status:** NFRAP

**Site** BELTSVILLE AGRICULTURAL RESEARCH (USDA) (MD-053)  
**Address:** BLDGS 1321 & 204 BARL  
BELTSVILLE, MD 20705  
**Aliases:** FDA VET MED (TENANT), FDA RESEARCH FAC (TENANT), BELTSVILLE  
AGRICULTURAL CENTER  
**Status:** NPL

**Site** BLADENSBURG ACETYLENE (MD-039)  
**Address:** 2900 52ND AVE  
HYATTSVILLE, MD 20781  
**Aliases:** AIR PRODUCTS INC  
**Status:** NFRAP

**Site** BOWIE-BELAIR LF (MD-090)  
**Address:** RTS 3 & 450  
BOWIE, MD 20715  
**Aliases:** BROWNING FERRIS INDUSTRIES - BELAIR SANITARY LF  
**Status:** UI

**Site** BRANDYWINE - CONTROL (MD-229)  
**Address:** 13400 EDGEMEADE RD  
UPPER MARLBORO, MD 20772  
**Status:** NFRAP

**Site** BRANDYWINE - LAUNCH (MD-228)  
**Address:** CANDY HILL RD  
NAYLOR, MD 20772  
**Aliases:** UPPER MARLBORO -NIKE  
**Status:** NFRAP

**Site** BRANDYWINE DRMO SALVAGE YARD (MD-413)  
**Address:** RT 381 BRANDYWINE RD  
ANDREWS, MD 20331  
**Status:** NPL

**Site** CELIA LUST (MD-295)  
**Address:** BALTIMORE BLVD & SOUTHARD DR  
BELTSVILLE, MD 20705  
**Status:** NFRAP

**Site** CITY OF GREENBELT (MD-424)  
**Address:** 555 CRESCENT RD  
GREENBELT, MD 20770  
**Status:** NFRAP

**Site** CONTEE SAND & GRAVEL (MD-182)  
**Address:** OFF VIRGINIA MANOR RD  
BELTSVILLE, MD 20705  
**Status:** NFRAP

**Site** CROOM - CONTROL (MD-231)  
**Address:** 15100 MT CALVERT RD  
 UPPER MARLBORO, MD 20772  
**Status:** NFRAP

**Site** CROOM - LAUNCH (MD-230)  
**Address:** 8520 DUVALL RD  
 UPPER MARLBORO, MD 20772  
**Status:** UI

**Site** CROOM MILITARY HOUSING (MD-468)  
**Address:** 15512 MOUNT CALVERT RD  
 UPPER MARLBORO, MD 20772  
**Status:** NFRAP

**Site** EAGLE HARBOR TIRE FIRE (MD-443)  
**Address:** EAGLE HARBOR RD  
 EAGLE HARBOR, MD 20608  
**Status:** NFRAP

**Site** EVANS TRAIL DUMP SITE (MD-170)  
**Address:** EVANS TRAIL  
 CALVERTON, MD 20705  
**Status:** NFRAP

**Site** GLENDALE PLANT GERmplasm QUARANTINE FAC (MD-427)  
**Address:** 11601 OLD POND DR  
 GLENN DALE, MD 20769  
**Status:** UI

**Site** HYATTSVILLE GAS & ELECTRIC (MD-200)  
**Address:** 5022 RHODE ISLAND AVE  
 EDMONSTON, MD 20781  
**Status:** NFRAP

**Site** KOPPERS CO DUMPSITE LAUREL (MD-040)  
**Address:** RT 1 & CONTEE RD  
 LAUREL, MD 20707  
**Status:** NFRAP

**Site** KOPPERS CO LAUREL (MD-134)  
**Address:** RIVERSIDE DR  
 LAUREL, MD 20707  
**Status:** NFRAP

**Site** LAUREL CITY LF (MD-183)  
**Address:** RT 198 FT MEADE RD  
 LAUREL, MD 20707  
**Status:** NFRAP

**Site** MID ATLANTIC FINISHING INC (MD-419)  
**Address:** 4656 ADDISON RD  
 CAPITOL HEIGHTS, MD 20743  
**Status:** NFRAP

**Site** MINERAL PIGMENTS CORP - BELTSVILLE (MD-278)  
**Address:** 7011 MUIRKIRK RD  
 BELTSVILLE, MD 20705  
**Status:** NFRAP

**Site** NASA - GODDARD SPACE FLIGHT CENTER (MD-368)  
**Address:** GREENBELT, MD 20770  
**Status:** NFRAP

**Site** NELSON PERRIE DUMP (MD-355)  
**Address:** 15200 NELSON PERRIE RD  
 BRANDYWINE, MD 20613  
**Status:** NFRAP

**Site** OLD FORT ROAD SITE (MD-171)  
**Address:** 11920 OLD FORT RD  
 FORT WASHINGTON, MD 20744  
**Status:** UI

**Site** PAINT BRUSH LF AREA #3 (MD-470)  
**Address:** UNIV OF MD COLLEGE PARK CAMPUS  
 COLLEGE PARK, MD 20742  
**Status:** NFRAP

**Site** PATUXENT WILDLIFE RESEARCH CENTER (MD-267)  
**Address:** RT 197 AND POWDERMILL RD  
 LAUREL, MD 20708  
**Aliases:** PATUXENT ENVIRONMENTAL SCIENCE CNTR., US BIOLOGICAL  
 SURVEY  
**Status:** NFRAP

**Site** PISCATAWAY WWTP (MD-127)  
**Address:** RT 1 FARMINGTON RD BOX 327  
 ACCOKEEK, MD 20607  
**Status:** NFRAP

**Site** ROGERS ELECTRIC (MD-445)  
**Address:** 5720 COLUMBIA PARK  
 CHEVERLY, MD 20785  
**Status:** NFRAP

**Site** UNITED RIGGING & HAULING (MD-248)  
**Address:** 6701 AMMENDALE RD  
 BELTSVILLE, MD 20705  
**Status:** NFRAP

**Site** US NAVAL COMMUNICATION UNIT (MD-323)  
**Address:** DANGERFIELD & COMMO RDS  
 CHELTENHAM, MD 20735  
**Status:** NFRAP

**Site** USAF ANDREWS AIR FORCE BASE (MD-088)  
**Address:** PERIMETER RD  
 ANDREWS AFB, MD 20331  
**Aliases:** USAF SANITARY LF #1, USAF SANITARY LF #2  
**Status:** NPL

**Site** WALDORF - LAUNCH (MD-232)  
**Address:** COUNTRY LN  
 BRANDYWINE, MD 20613  
**Status:** UI

**Site** WILLIAM PLEASANTS (MD-358)  
**Address:** ALLENTOWN RD  
 FRIENDLY, MD 20744  
**Status:** NFRAP

**Site** WINDSOR MANOR RD (MD-393)  
**Address:** UPPER MARLBORO TWSP  
 BRANDYWINE, MD 20613  
**Status:** NFRAP

**Site** WP BALLARD BLDG (MD-338)  
**Address:** 10722 TUCKER ST  
 BELTSVILLE, MD 20705  
**Status:** NFRAP

### **QUEEN ANNE'S**

**Site** TOM DODD SPORTING CLAYS SITE (MD-459)  
**Address:** 620 TOM DODD FARM LN  
 QUEENSTOWN, MD 21658  
**Status:** NFRAP

## SOMERSET

**Site** BEITZEL CABINET & MILLWORK INC (MD-425)  
**Address:** BROAD ST  
PRINCESS ANNE, MD 21853  
**Status:** NFRAP

**Site** CRISFIELD CITY DUMP (MD-111)  
**Address:** WATER ST  
CRISFIELD, MD 21817  
**Status:** NFRAP

**Site** CRISFIELD LIGHT & POWER CO (MD-193)  
**Address:** RT 413  
CRISFIELD, MD 21817  
**Status:** NFRAP

**Site** RING LF (MD-129)  
**Address:** MILLARD RD  
WESTOVER, MD 21871  
**Aliases:** SOMERSET COUNTY LF, WESTOVER LF  
**Status:** NFRAP

**Site** SHERWIN WILLIAMS RUBBERSET DIV (MD-287)  
**Address:** RT 413  
CRISFIELD, MD 21817  
**Status:** NFRAP

**Site** WESTOVER LF (MD-130)  
**Address:** ARDEN STATION RD  
WESTOVER, MD 21871  
**Aliases:** WESTOVER LF #2, SOMERSET COUNTY LF  
**Status:** NFRAP

## ST. MARY'S

**Site** CALIFORNIA DRUM SITE (MD-185)  
**Address:** ST ANDREWS CHURCH RD  
CALIFORNIA, MD 20619  
**Status:** NFRAP

**Site** GENSTAR STONE PRODUCTS (MD-364)  
**Address:** RT 235  
HOLLYWOOD, MD 20636  
**Status:** NFRAP



**Site** PATUXENT RIVER NAVAL AIR STATION (MD-057)  
**Address:** BUTT RIFLE RANGE LF  
PATUXENT, MD 20670  
**Aliases:** USN NAVAL AIR STATION LF  
**Status:** NPL

**Site** SOUTHERN MARYLAND WOOD TREATING (MD-135)  
**Address:** STATE RT 235  
HOLLYWOOD, MD 20686  
**Status:** NPL

**Site** SPRINGER SEPTIC SERVICES (MD-256)  
**Address:** 8 & CHAPTICO HWY RD  
CHAPITCO, MD 20621  
**Status:** NFRAP

**Site** ST MARYS SALVAGE (MD-375)  
**Address:** ST MARYS INDUSTRIAL PARK  
ST MARYS, MD 20686  
**Status:** NFRAP

**Site** THIOKOL CORP MECHANICSVILLE (MD-101)  
**Address:** RT 235  
MECHANICSVILLE, MD 20659  
**Status:** NFRAP

**Site** USN NAVAL ELECTRONICS SYS ENG ACT (MD-324)  
**Address:** VILLA RD OFF RT 5  
ST INIGOES, MD 20684  
**Status:** NFRAP

## **TALBOT**

**Site** DOC NAT'L MARINE FISHERIES SERV (MD-415)  
**Address:** SOUTH MORRIS ST EXT  
OXFORD, MD 21654  
**Status:** UI

**Site** EASTON GAS & LIGHT CO (MD-199)  
**Address:** 1 S WEST ST  
EASTON, MD 21601  
**Status:** NFRAP

**Site** EASTON UTILITIES COMM MUNI ELE (MD-281)  
**Address:** 219 N WASHINGTON S  
EASTON, MD 21601  
**Status:** NFRAP

**Site** EASTON UTILITIES COMM POWER PL (MD-282)  
**Address:** AIRPORT INDUSTRIAL PARK  
EASTON, MD 21601  
**Status:** NFRAP

**Site** NOBLE MOTOR REBUILDERS (MD-125)  
**Address:** N AURORA ST  
EASTON, MD 21601  
**Status:** NFRAP

### **WASHINGTON**

**Site** ANGSTROHM PRECISION INC (MD-346)  
**Address:** 1 PRECISION PL  
HAGERSTOWN, MD 21740  
**Status:** NFRAP

**Site** CENTRAL CHEMICAL (MD-442)  
**Address:** 40 N JOHNATHAN ST  
HAGERSTOWN, MD 21740  
**Status:** NFRAP

**Site** CENTRAL CHEMICAL CORP (MD-302)  
**Address:** MITCHELL AVE  
HAGERSTOWN, MD 21741  
**Status:** NPL

**Site** CERTAIN TEED METALS (MD-396)  
**Address:** WASHINGTON COUNTY INDUSTRIAL  
WILLIAMSPORT, MD 21795  
**Status:** NFRAP

**Site** CHEVRON CHEMICAL CO - WILLIAMSPORT (MD-094)  
**Address:** S ON RT 11  
WILLIAMSPORT, MD 21795  
**Status:** NFRAP

**Site** CHEWSVILLE CO-OP (MD-298)  
**Address:** MAIN ST  
CHEWSVILLE, MD 21721  
**Status:** NFRAP

**Site** DANZER METAL WORKS CO (MD-397)  
**Address:** 2000 YORK RD  
HAGERSTOWN, MD 21740  
**Status:** NFRAP

**Site** FAIRCHILD REPUBLIC CO PLANT 11 (MD-056)  
**Address:** SHOWALTER RD  
HAGERSTOWN, MD 21740  
**Aliases:** FAIRCHILD LAND DISPOSAL, FAIRCHILD REPUBLIC CO. - PLANT 12  
**Status:** NFRAP

**Site** FRANKLIN SPICKLER PROPERTY SITE (MD-475)  
**Address:** RT 63 (GREENCASTLE PK) & MT  
MAUGANSVILLE, MD 21740  
**Status:** UI

**Site** GENUINE PARTS CO - RAYLOCK DIV. (MD-350)  
**Address:** 100 RAYLOCK DR HANCOCK, MD 21750  
**Status:** NFRAP

**Site** HAGERSTOWN - AMERICAN LIGHT & HEAT CO (MD-194)  
**Address:** SPRUCE ST  
HAGERSTOWN, MD 21740  
**Status:** NFRAP

**Site** HAGERSTOWN - BROADFORDING RD (MD-341)  
**Address:** CEARFOSS & BROADFORDING RD  
HAGERSTOWN, MD 21740  
**Status:** NFRAP

**Site** HAGERSTOWN LIGHT & HEAT CO (MD-247)  
**Address:** W WASHINGTON ST  
HAGERSTOWN, MD 21740  
**Status:** NFRAP

**Site** HAGERSTOWN LIGHT & HEAT CO (MD-246)  
**Address:** SOUTH LOCUST ST  
HAGERSTOWN, MD 21740  
**Status:** NFRAP

**Site** KOPPERS CO HAGERSTOWN PLT (MD-036)  
**Address:** 100 CLAIR ST  
HAGERSTOWN, MD 21740  
**Status:** NFRAP

**Site** NEWELL ENTERPRISES INC (MD-329)  
**Address:** PO BOX 1157  
HAGERSTOWN, MD 21740  
**Status:** NFRAP

**Site** RUST-OLEUM CORP (MD-348)  
**Address:** INTERSTATE INDUSTRIAL PARK  
WILLIAMSPORT, MD 21795  
**Status:** NFRAP

**Site** SUN CHEMICAL CORP - GPI DIV (MD-400)  
**Address:** INDUSTRIAL LN  
WILLIAMSPORT, MD 21795  
**Status:** NFRAP

**Site** WD BYRON & SONS INC (MD-151)  
**Address:** 312 N CONOCOCHEAGUE  
WILLIAMSPORT, MD 21795  
**Aliases:** DIVISION OF WALTER KIDDE & CO  
**Status:** NFRAP

**Site** WEST MANUFACTURING CO (MD-418)  
**Address:** 910 ELDRIDGE DR  
HAGERSTOWN, MD 21740  
**Status:** NFRAP

### **WICOMICO**

**Site** ADAMS CO & SON INC (MD-321)  
**Address:** NORTHWOOD DR & ARLINGTON RD  
SALISBURY, MD 21801  
**Status:** NFRAP

**Site** ATLANTIC WOOD INDUSTRIES (MD-243)  
**Address:** OLD EDEN RD  
FRUITLAND, MD 21826  
**Status:** NFRAP

**Site** BLACKWATER SOLID WASTE TRANSFER STATION (MD-300)  
**Address:** WALLER RD  
SALISBURY, MD 21801  
**Status:** NFRAP

**Site** CHESAPEAKE SHIPBUILDERS INC (MD-374)  
**Address:** 710 FITZWATER ST  
SALISBURY, MD 21801  
**Status:** NFRAP

**Site** DRESSER INDUSTRIES (MD-275)  
**Address:** 124 WEST COLLEGE AVE  
SALISBURY, MD 21801  
**Status:** NFRAP

**Site** GRIGCO WASTE OIL RECYCLING INC (MD-047)  
**Address:** SHARPTOWN, MD 21861  
**Aliases:** GRIGCO  
**Status:** NFRAP

**Site** KOPPERS CO SALISBURY (MD-044)  
**Address:** QUANTICO RD  
SALISBURY, MD 21801  
**Aliases:** SALISBURY PLT  
**Status:** NFRAP

**Site** LONG-LIFE TREATED WOOD INC (MD-237)  
**Address:** OLD RAILROAD RD  
HEBRON, MD 21830  
**Status:** NFRAP

**Site** RIVER HARBOR DEVELOPMENT (MD-377)  
**Address:** RIVER HARBOR DRIVE EXTENDED  
SALISBURY, MD 21801  
**Status:** NFRAP

**Site** SALISBURY TOWN GAS (MD-163)  
**Address:** 520 COMMERCE ST  
SALISBURY, MD 21801  
**Status:** NFRAP

## **WORCESTER**

**Site** BERLIN LF (MD-186)  
**Address:** BERLIN, MD 21811  
**Status:** NFRAP

**Site** BISHOP PROCESSING CO (MD-083)  
**Address:** BOX G  
BISHOP, MD 21813  
**Status:** NFRAP

**Site** CHESAPEAKE WOOD TREATING CORP (MD-453)  
**Address:** POCOMOKE  
POCOMOKE CITY, MD 21851  
**Status:** NFRAP

**Site** WEST OCEAN CITY LF (MD-376)  
**Address:** LEWIS RD  
OCEAN CITY, MD 21811  
**Status:** NFRAP



**APPENDIX  
ENVIRONMENTAL RESTORATION  
AND REDEVELOPMENT PROGRAM  
FORMERLY INVESTIGATED SITES  
LIST**

**These sites have been investigated by the United States Environmental Protection Agency and the Maryland Department of the Environment and determined not to require further action based on the information available to the agencies at the time of review.**

**Maryland Department of the Environment  
Formerly Investigated Sites List  
July 2004**

**ALLEGANY**

**Site** AETNA LUMBER (MD-458)  
**Address:** RT 6 BOX 212  
CUMBERLAND, MD 21502  
**Status:** FIS

**Site** PRECISE METALS AND PLASTICS, INC (MD-339)  
**Address:** DAY RD, MEXICO FARMS INDUS PRK  
CUMBERLAND, MD 21502  
**Status:** FIS

**Site** WILLISON OIL COMPANY (MD-457)  
**Address:** RT 2 BOX 101  
CUMBERLAND, MD 21502  
**Status:** FIS

**ANNE ARUNDEL**

**Site** A.S. PEARMON (MD-452)  
**Address:** 1270 HARDY RD  
ARNOLD, MD 21012  
**Status:** FIS

**Site** ANNAPOLIS PLANT (MD-141)  
**Address:** CALVERT & ST JOHN STS  
ANNAPOLIS, MD 21401  
**Status:** FIS

**Site** DAVID TAYLOR/ANNAPOLIS - CONTROL (MD-204)  
**Address:** 640A BROADNECK RD ANNAPOLIS, MD 21401  
**Status:** FIS

**Site** DAVIDSONVILLE - CONTROL (MD-206)  
**Address:** QUEEN ANNE BRIDGE & WAYSON RDS  
DAVIDSONVILLE, MD 21035  
**Status:** FIS

**Site** DAVIDSONVILLE-LAUNCH (MD-205)  
**Address:** 3737 ELMER HAGNER LN  
DAVIDSONVILLE, MD 21035  
**Status:** FIS

**Site** MIDDLETOWN RD DUMP SITE (MD-081)  
**Address:** MIDDLETOWN RD  
ANNAPOLIS, MD 21401  
**Aliases:** DALE DICKERSON DUMP  
**Status:** FIS

### BALTIMORE

**Site** BACK RIVER (MD-448)  
**Address:** OFF BEACHWOOD AVE @ PORTER PT  
BALTIMORE, MD 21221  
**Status:** FIS

**Site** BATAVIA LF (MD-175)  
**Address:** 619 BATAVIA FARM RD  
BALTIMORE, MD 21222  
**Status:** FIS

**Site** BAUSCH & LOMB, DIECRAFT (MD-155)  
**Address:** 14600 YORK RD  
SPARKS, MD 21152  
**Status:** FIS

**Site** METALS AND RESIDUES PROCESSING (MD-276)  
**Address:** 4400 MILFORD MILL RD  
BALTIMORE, MD 21208  
**Status:** FIS

**Site** NATIONAL CIRCUIT INC-TIMONIUM PROPERTY (MD-464)  
**Address:** 108 TIMONIUM RD  
BALTIMORE, MD 21204  
**Status:** FIS

**Site** SMUCK DUMP (MD-080)  
**Address:** HOLLINS FERRY RD  
LANDSDOWNE, MD 21227  
**Status:** FIS



## BALTIMORE CITY

**Site** AMERICAN NATIONAL CAN CO (MD-352)  
**Address:** BOSTON & HUDSON STS  
BALTIMORE, MD 21224  
**Status:** FIS

**Site** AMERICAN SHOT & LEAD CO (MD-089)  
**Address:** FAYETTE, PITT & FRONT STS  
BALTIMORE, MD 21202  
**Status:** FIS

**Site** AMOCO OIL CO (MD-105)  
**Address:** 3901 ASIATIC AVE  
BALTIMORE, MD 21226  
**Status:** FIS

**Site** BIOCHEM (MD-292)  
**Address:** 3901 ASIATIC AVE  
BALTIMORE, MD 21226  
**Status:** FIS

**Site** BIOCHEM MANAGEMENT INC (MD-293)  
**Address:** 1917 BENHILL AVE  
BALTIMORE, MD 21226  
**Status:** FIS

**Site** CHEVRON USA - BALTIMORE REFINERY (MD-143)  
**Address:** 1955 CHESAPEAKE AVE  
BALTIMORE, MD 21226  
**Status:** FIS

**Site** G & M TERMINAL (MD-319)  
**Address:** 1549 WARWICK AVE  
BALTIMORE, MD 21216  
**Status:** FIS

**Site** M-V SANTA CLARA I (MD-444)  
**Address:** 30 MILES E OF ATLANTIC CITY  
BALTIMORE, MD  
**Status:** FIS

**Site** NL IND INC - WHITE LEAD PLT (MD-098)  
**Address:** 204 SPEARS WHARF  
BALTIMORE, MD 21230  
**Status:** FIS

**Site** NL INDUSTRIES INC - BALTIMORE METAL PLT (MD-096)  
**Address:** 214 W HENRIETTA ST  
BALTIMORE, MD 21230  
**Status:** FIS

**Site** PORT LIBERTY INDUSTRIAL PARK (MD-422)  
**Address:** 1900 FRANKFURST AVE.  
BALTIMORE, MD 21230  
**Status:** FIS

**Site** SMITH, F. BOWIE & SON INC (MD-244)  
**Address:** 4500 E LOMBARD ST  
BALTIMORE, MD 21224  
**Status:** FIS

**Site** STRIEGAL SUPPLY & EQUIPMENT CO (MD-312)  
**Address:** 6001 CHEMICAL RD  
BALTIMORE, MD 21226  
**Status:** FIS

**Site** TANK BARGE #626 (MD-390)  
**Address:** PIER ONE - CLINTON STREET  
BALTIMORE, MD 21224  
**Status:** FIS

#### **CAROLINE**

**Site** DAVES RELOADING & GUN REPAIR (MD-423)  
**Address:** FLEETWOOD RD  
DENTON, MD 21629  
**Status:** FIS

**Site** RELIANCE WOOD PRESERVING CO (MD-240)  
**Address:** RELIANCE RD  
FEDERALSBURG, MD 21632  
**Status:** FIS

## CARROLL

**Site** 3M NATIONAL ADVER - WESTMINSTER (MD-345)  
**Address:** 1030 BALTIMORE BLVD  
WESTMINSTER, MD 21157  
**Status:** FIS

**Site** LANGS JUNKYARD (MD-371)  
**Address:** RT 30 BETWEEN 232 & 242  
HAMPSTEAD, MD 21074  
**Status:** FIS

## CECIL

**Site** BIG ELK CHAPEL ROAD LF (MD-385)  
**Address:** OFF BIG ELK CHAPEL RD  
PROVIDENCE, MD 21921  
**Status:** FIS

**Site** FIRESTONE PERRYVILLE PLANT (MD-439)  
**Address:** FIRESTONE RD & RT #7  
PERRYVILLE, MD 21903  
**Status:** FIS

**Site** LOUISA LANE DUMPSITE (MD-259)  
**Address:** LOUISA LANE EXT  
CHARLESTOWN, MD 21914  
**Status:** FIS

**Site** PRINCIPIO RD (MD-455)  
**Address:** 551 PRINCIPIO RD  
CRAIGTOWN, MD 21904  
**Status:** FIS

**Site** REEVES SITE (MD-369)  
**Address:** 400 MARLEY RD  
ELKTON, MD 21921  
**Status:** FIS

**Site** STEMMERS RUN (MD-451)  
**Address:** STEMMERS RUN RD EARLESVILLE, MD 21911  
**Status:** FIS

## CHARLES

**Site** DEAD TREES IN A POND SITE (MD-394)  
**Address:** 0.6 MILES PAST CORNER OF GLYM  
PISGAH, MD 20640  
**Aliases:** MATTAWOMAN CREEK SITE  
**Status:** FIS

## DORCHESTER

**Site** CAMBRIDGE SITE (MD-025)  
**Address:** 311 TRENTON  
CAMBRIDGE, MD 21613  
**Aliases:** KERR MCGEE  
**Status:** FIS

## FREDERICK

**Site** FREDERICK TOOL AND DIE CO INC (MD-356)  
**Address:** 579 E CHURCH ST  
FREDERICK, MD 21701  
**Status:** FIS

## GARRETT

**Site** BAUSCH & LOMB INC - OAKLAND PLANT (MD-347)  
**Address:** RT 135  
OAKLAND, MD 21550  
**Status:** FIS

**Site** UMBELL PROPERTY (MD-441)  
**Address:** RT 1 BOX 81  
FRIENDSVILLE, MD 21531  
**Status:** FIS

**Site** WOOD PRODUCTS (MD-239)  
**Address:** 8TH ST EXT  
OAKLAND, MD 21550  
**Status:** FIS

## HARFORD

**Site:** MOUNTAIN RD EMERGENCY RESPONSE (MD-403)  
**Address:** MOUNTAIN RD & I-95  
JOPPA-MAGNOLIA, MD 21040  
**Status:** FIS

## HOWARD

**Site:** SCOVITCH PROPERTY (MD-262)  
**Address:** 9530 N WASHINGTON BLVD  
LAUREL, MD 20707  
**Status:** FIS

**Site:** WESTVACO CORPORATION (MD-326)  
**Address:** 11101 JOHNS HOPKINS RD  
LAUREL, MD 20810  
**Status:** FIS

## KENT

**Site:** DUTCH FAMILY DELI OIL SPILL (MD-469)  
**Address:** RTS 301 & 291  
MILLINGTON, MD 21651  
**Status:** FIS

## MONTGOMERY

**Site:** MARYLAND WOOD PRESERVING CORP (MD-144)  
**Address:** 235 DERWOOD CIR  
ROCKVILLE, MD 20850  
**Status:** FIS

**Site:** MICRODYNE CORP (MD-361)  
**Address:** 627 LOFERRAND LN  
ROCKVILLE, MD 20850  
**Status:** FIS

## PRINCE GEORGE'S

**Site:** CAPITOL WIRE & FENCE (MD-108)  
**Address:** 3334 KENILWORTH AVE

**Status:** HYATTSVILLE, MD 20781  
FIS

**Site** CHELTENHAM BATTERY (MD-266)  
**Address:** 10800 FRANK TIPPETT RD  
CHELTENHAM, MD 20623  
**Status:** FIS

**Site** CLARK, J L MFG CO STONE INDUST (MD-291)  
**Address:** 51ST AVE AND CREE LN  
COLLEGE PARK, MD 20740  
**Status:** FIS

**Site** COLUMBIA PARK DRUM SITE (MD-251)  
**Address:** GEORGE PALMER HWY & COLUMB  
COLUMBIA PARK, MD 20785  
**Status:** FIS

**Site** LONDON HILLS DEVELOPMENT (MD-311)  
**Address:** END OF HIGHVIEW PL  
CAPITOL HEIGHTS, MD 20743  
**Status:** FIS

#### **ST. MARY'S**

**Site** ST MARYS SALVAGE (MD-252)  
**Address:**  
**Status:** FIS

#### **WICOMICO**

**Site** CHEVRON CHEM CO - SALISBURY (MD-093)  
**Address:** 125 BATEMAN RD  
SALISBURY, MD 21801  
**Status:** FIS

**Site** SALISBURY MARKETING INC (MD-327)  
**Address:** N SALISBURY BLVD & BRIDGEWA  
SALISBURY, MD 21801  
**Status:** FIS