




Department of the Environment

ANNUAL ENFORCEMENT AND COMPLIANCE REPORT



Fiscal Year 2007

Martin O'Malley
Governor

Anthony G. Brown
Lieutenant Governor

Shari T. Wilson
Secretary

Robert M. Summers
Deputy Secretary

TABLE OF CONTENTS

Section One – REPORT BASIS AND SUMMARY INFORMATION	3
Statutory Authority and Scope	4
Organization of the Report	4
MDE Executive Summary	5
MDE Performance Measures – Executive Summary	7
Enforcement Workforce	7
Section 1-301(d) Penalty Summary	8
MDE Performance Measures Historical Annual Summary FY 1998 – 2003	9
MDE Performance Measures Historical Annual Summary FY 2004 – 2007	10
MDE Enforcement Actions Historical Annual Summary Chart FY 1998 – 2007	11
MDE Penalties Historical Annual Summary Chart FY 1998 - 2007	11
MDE’S Enforcement and Compliance Process and Services to Permittees and Businesses	12
The Enforcement and Compliance Process	12
Enforcement Process Flow Chart	13
Supplemental Environmental Projects (SEPs)	14
Contacts or Consultations with Businesses	15
Compliance Assistance	15
Consultations with Businesses	15
Sources of Information for Applicants and Permittees	16
Section Two - ADMINISTRATION DETAILS	17
Measuring Enforcement and Compliance	18
Performance Measures Table Overview and Definitions	19
Enforcement and Compliance Performance Measures Table Format	23
Air and Radiation Management Administration (ARMA)	25
ARMA Executive Summary	26
ARMA Performance Measures	27
Ambient Air Quality Control	28
Air Quality Complaints	34
Asbestos	38
Radiation Machines	43
Radioactive Materials Licensing and Compliance	48
Waste Management Administration (WAS)	53
WAS Executive Summary	54
WAS Performance Measures	55
Land Restoration	56
Hazardous Waste	57

Lead Poisoning Prevention	60
Oil Control - Aboveground Facilities	64
Oil Control - Pollution Remediation Activities	68
Oil Control - Underground Storage Tank Systems	72
Refuse Disposal	76
Scrap Tires	80
Sewage Sludge Utilization	84
Natural Wood Waste Recycling	88
Water Management Administration (WMA)	93
WMA Executive Summary	94
WMA Performance Measures	95
Discharges – Groundwater (Municipal and Industrial)	96
Discharges – Surface Water (Municipal and Industrial) State/NPDES	100
Discharges – Pretreatment (Industrial)	104
Stormwater Management and Erosion and Sediment Control for Construction Activity	108
Mining – Coal	112
Mining – Non-Coal	116
Oil and Gas Exploration and Production	120
Water Supply Program	124
Water Supply and Sewerage Construction	132
Waterway Construction – Dam Safety	136
Wetlands and Waterways – Non-tidal and Floodplain	140
Wetlands – Tidal	146
Office of the Attorney General Environmental Crimes Unit (ECU)	153
ECU Executive Summary and Performance Measures	154
Section Three – APPENDICES	161
I – MDE Organization	162
2007 Annual Enforcement and Compliance Report Work Group	162
Organizational Chart	163
Programs Included in Annual Enforcement and Compliance Report	164
II– Laws and Policies	165
Environment Article Section 1-301(d)	165
Bills Passed During 2007 Legislative Session Affecting Enforcement and Penalties	167
MDE Penalty Policy	170
Environmental Audit Guidance (Revised 5/15/2006)	171
III - SEP Details in FY 2007	174
IV – Lists	180
Land Restoration Program State Master List	181
Formerly Investigated Sites List	235

**SECTION ONE – REPORT BASIS
AND SUMMARY INFORMATION**

ANNUAL ENFORCEMENT AND COMPLIANCE REPORT FISCAL YEAR 2007

Statutory Authority and Scope

Environment Article §1-301(d) enacted in 1997 (see Appendix II for full text) requires the Maryland Department of the Environment (MDE) to report annual performance results for 15 regulatory programs and the penalty dollars collected and deposited into several funds. This report is intended to fulfill that statutory requirement. In addition to the required information, this report also includes information on MDE's enforcement programs and additional data about the activities and facilities that are subject to regulation under the Environment Article.

Organization of the Report

The organization of this report has been modified from year's past. Section One includes an overall, Department-wide summary of the FY 2007 results. New for this year is a table in Section One listing the historical annual the executive summary performance measures from FY 1998 – 2007 as well as a chart showing the trends. Program-specific information concerning enforcement and compliance activities for the 15 programs is in Section Two. The supporting materials, including relevant MDE policies, have been moved to Section Three, the Appendix. To reduce publication costs, any information that can be accessed via the internet has been replaced by a short description and a reference to the website.

EXECUTIVE SUMMARY

The Maryland Department of the Environment's (MDE) eleventh annual enforcement and compliance report covers State of Maryland Fiscal Year 2007 (July 2006-June 2007) and presents data on MDE's enforcement and compliance programs in the Air and Radiation Management, Waste Management, and Water Management Administrations, and the Environmental Crimes Unit of the Office of the Attorney General. This document has been prepared in accordance with the requirements of §1-301(d) of the Environment Article and is part of an ongoing commitment to continuous process improvement.

During FY 2007, MDE provided regulatory oversight for 205,345 regulated entities. This is a 3.5% increase compared to 198,184 in the last report. Most of that increase can be attributed to an increasing number of properties registered under the Lead Poisoning Prevention Program and slight increases in other programs.

MDE inspected 13% fewer sites in FY 2007 than it did in FY 2006 and performed 7% fewer inspections. This reduction is attributable to fewer property inspections by accredited third party inspectors in the Lead Poisoning Prevention Program. Property owners had a compliance deadline for the "100% Rule" that required all affected properties to be certified by February 24, 2006. Implementation of this rule caused last year's numbers to be unusually high. In addition, the Compliance Division of the Water Management Administration had an increased number of inspector vacancies during the reporting period and therefore performed fewer inspections. The number of enforcement actions increased by approximately 3% over FY 2006 while the number of compliance assistance actions declined by 8%.

Enforcement and compliance assurance are critical to ensure that permit conditions and regulatory requirements are met to protect public health and the environment. MDE began an initiative to prioritize resources to enhance enforcement of laws to protect public health and the environment in February of 2006, a little more than half way through the reporting period. In April of 2007, the Department launched a 30-day review of ongoing enforcement actions to ensure that proper procedures are being followed in a timely manner. MDE reviewed 1056 open complaints and notices of violation in its 23 regulatory enforcement programs. Ninety-four percent of the cases were being pursued in a timely manner according to existing program processes. The sixty-three cases not being pursued in a timely manner were accelerated and prioritized based on their potential for public health and environmental impacts. This review highlighted the need for an ongoing initiative to develop and implement department-wide internal operating procedures for enforcement activities. These procedures were fully implemented as of October 1, 2007. MDE's website has been enhanced to include more information about enforcement actions. Another initiative affecting enforcement and compliance included a comprehensive review of MDE's fiscal structure to evaluate revenue sources and staff resource

allocation and needs. Resources are being realigned accordingly to better and more efficiently protect public health and the environment.

Department-wide, the number of significant violations found decreased from 6,577 to 6,409 with the biggest drop in violations in the lead program. Compliance assistance actions dropped slightly and enforcement actions increased slightly.

This year, penalties collected from environmental violators totaled \$2.25 million. This is a \$555,554 decrease from FY 2006. This decrease was due to the collection of large penalties from Baltimore City, Baltimore County and the Washington Suburban Sanitary Commission last year. MDE also, where appropriate, enters into Supplemental Environmental Projects (SEP) as part of resolution of enforcement actions. SEPs provide tangible environmental benefits to communities beyond benefits achieved by facilities returning to compliance. While the number of SEPs increased from 57 in FY 2006 to 61 in FY 2007, the total value of the SEPs decreased from \$9.7 million last year to \$3.6 million in FY 2007. In FY 2006, the total value of SEPs was unusually high because of settlements that included large SEPs from Baltimore County and the Washington Suburban Sanitary Commission. See Appendix III for additional details regarding SEPs.

Refer to MDE's website (<http://www.mde.state.md.us>) for the latest information on enforcement actions and other compliance activities.

MDE PERFORMANCE MEASURES EXECUTIVE SUMMARY

	2006 Totals	2007 Totals
<u>PERMITTED SITES/FACILITIES</u>		
Number of Permits/Licenses Issued	10,737	10,455
Number of Permits/Licenses in Effect at Fiscal Year End	77,721	77,041
<u>OTHER REGULATED SITES/FACILITIES</u>		
(Total Sites)	239,612	253,715
Number of Regulated Entities Requiring Oversight	198,184	205,345
<u>INSPECTIONS</u>		
Number of Sites Inspected	55,294	46,809
Number of Inspections, Audits, Spot Checks	115,977	107,496
<u>ENFORCEMENT ACTIONS</u>		
Number of Compliance Assistance Rendered	11,067	10,158
Number of Enforcement Actions Taken	1,946	2,011
<u>PENALTIES</u>		
Amount of Penalties Collected	\$2,803,685	\$2,248,131
SEPs	57 (\$9.7 M)	61 (\$3.6 M)

ENFORCEMENT WORKFORCE

	FY 2006	FY 2007	Number of FTE		FTE	
	Actual*	Actual*	Inspectors**		Vacancies ***	
			FY 2006	FY 2007	FY 2006	FY 2007
Air/Radiation Mgt	\$2,705,780	\$2,752,256	40	43	3	1.3
Waste Mgt	\$3,570,391	\$3,797,182	57.3	59.75	3.3	2.25
Water Mgt	\$2,624,959	\$2,572,869	42.2	37.6	6.7	9.8
Total ****	\$8,901,130	\$9,122,307	139.5	140.35	12.9	13.35

* Actual includes wages plus 28% fringe for permanent employees and 8% fringe for contractual employees. The numbers do not include any operating expenses such as vehicles, travel, gasoline, supplies, or other related employment expenses.

**Inspectors represent the number of enforcement field inspectors budgeted for the fiscal year. These numbers do not include any administrative, management, or clerical staff associated with enforcement and compliance programs. This is also not the actual number of inspectors on staff.

***FTE vacancies represent the total amount of time that positions were vacant equivalent to a full year.

SECTION 1-301(d) PENALTY SUMMARY

TOTAL AMOUNT OF MONEY AS A RESULT OF ENFORCEMENT ACTIONS, AS OF THE END OF THE MOST RECENTLY COMPLETED FISCAL YEAR AS REQUIRED BY SECTION 1-301(d)*	FY 2006	FY 2007
Clean Air Fund (includes Air Quality and Asbestos)	\$339,700	\$363,550
Clean Water Fund (includes Water and Waste Management)	\$1,409,715	\$603,421
Hazardous Substance Control Fund	\$63,643	\$126,505
Non-tidal Wetland Compensation Fund	\$0	\$1200
Oil Disaster Containment Clean Up and Contingency Fund	\$ 131,312	\$107,324
Recovered from Responsible Parties (under §7-221)**	\$13,590	\$76,638
Sewage Sludge Utilization Fund	\$500	\$0
Total	\$1,958,460	\$1,278,638

* Includes **only** those funds **required** to be reported by the Environment Article, Section 1-301(d). Other penalties are reported by individual programs that total a higher amount since they are deposited into funds not required to be reported by 1-301(d). The Department total is \$2,248,131.

** The number reported is strictly the total amount of money, as a result of enforcement, recovered by the Department from responsible parties in accordance with §7-221 of the Environment Article as called for in the statute.

MDE PERFORMANCE MEASURES ANNUAL SUMMARY FY 1998 - 2002

MDE Performance Measure***	1998	1999	2000	2001	2002
PERMITTED SITES/FACILITIES					
Number of Permits/licenses issued	8972	8350	9710	9573	9671
Number of Permits/Licenses in effect at Fiscal Year End	54668	56024	57253	62679	62882
OTHER REGULATED SITES/FACILITIES					
Other sites	89863	95892	100244	105085	191177
Coverage (number of regulated entities requiring oversight) ****					
INSPECTIONS *					
Number of Sites Inspected	31026	30352	28626	39050	37850
Number of Inspections, Audits, Spot checks	81372	83899	90488	103782	108043
ENFORCEMENT ACTIONS					
Number of Compliance Assistance Actions Rendered	15837	14709	15831	15032	16523
Number of Enforcement Actions Taken	1134	1391	977	1542	1541
PENALTIES **					
Amount of Penalties obtained (\$)	1145731	1206629	2093526	1334499	1523890

*** Inspections:**

Number of Sites Inspected: These are the individual sites evaluated for compliance.

Number of Inspections, Audits, Spot checks: These are the total number of inspections conducted including record reviews, audits and spot check activities. Each individual site can be inspected by several programs or by one program more than once, so the former is always less than the latter.

** Amount of revenue obtained ("collected") in FY as a result of all enforcement actions regardless of specifically designated fund.

*** Variance in performance measures is due to several factors, some of which are beyond the control of the Department. These include the number of approval applicants and the number of regulated entities in violation of the conditions of their approvals during any particular fiscal year. As can be seen by a review of the historical annual charts for penalty amounts and enforcement actions taken on page eleven, there is no direct correlation between the two. One or two large settlements will influence the penalties collected for that year, regardless of the number of enforcement actions that are taken.

**** Coverage: This metric was initiated in FY 2003.

MDE PERFORMANCE MEASURES ANNUAL SUMMARY FY 2003 - 2007

MDE Performance Measure***	2003	2004	2005	2006	2007
PERMITTED SITES/FACILITIES					
Number of Permits/licenses issued	11988	11264	10799	10737	10455
Number of Permits/Licenses in effect at Fiscal Year End	69831	75729	73155	77721	77041
OTHER REGULATED SITES/FACILITIES					
Other sites	197529	204873	222673	239612	253715
Coverage (number of regulated entities requiring oversight)	170022	178534	187070	198184	205345
INSPECTIONS *					
Number of Sites Inspected	33048	43434	43722	55294	46809
Number of Inspections, Audits, Spot checks	98550	106845	103586	115977	107496
ENFORCEMENT ACTIONS					
Number of Compliance Assistance Actions Rendered	14120	18646	10953	11067	10158
Number of Enforcement Actions Taken	2311	1856	1395	1946	2011
PENALTIES **					
Amount of Penalties obtained (\$)	2321563	1781526	1631054	2803685	2248131

*** Inspections:**

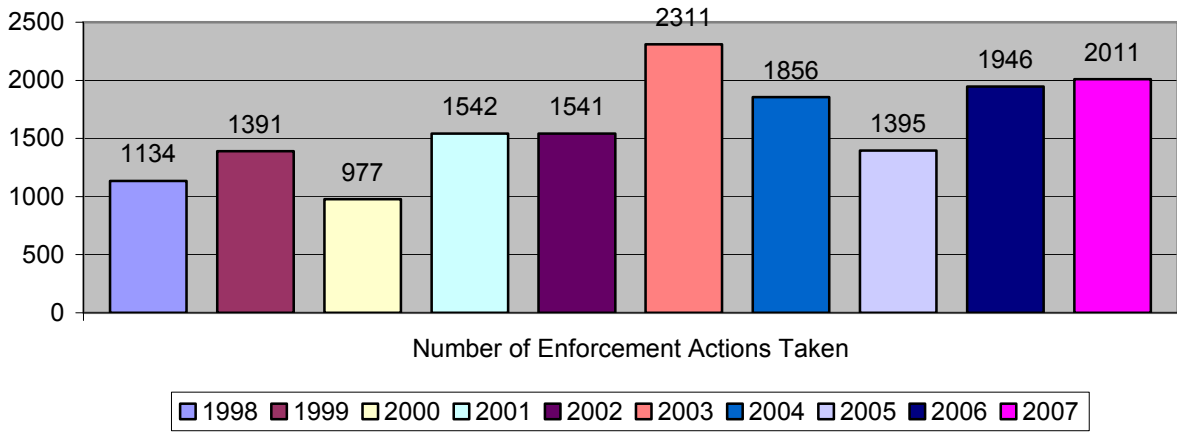
Number of Sites Inspected: These are the individual sites evaluated for compliance.

Number of Inspections, Audits, Spot checks: These are the total number of inspections conducted including record reviews, audits and spot check activities. Each individual site can be inspected by several programs or by one program more than once, so the former is always less than the latter.

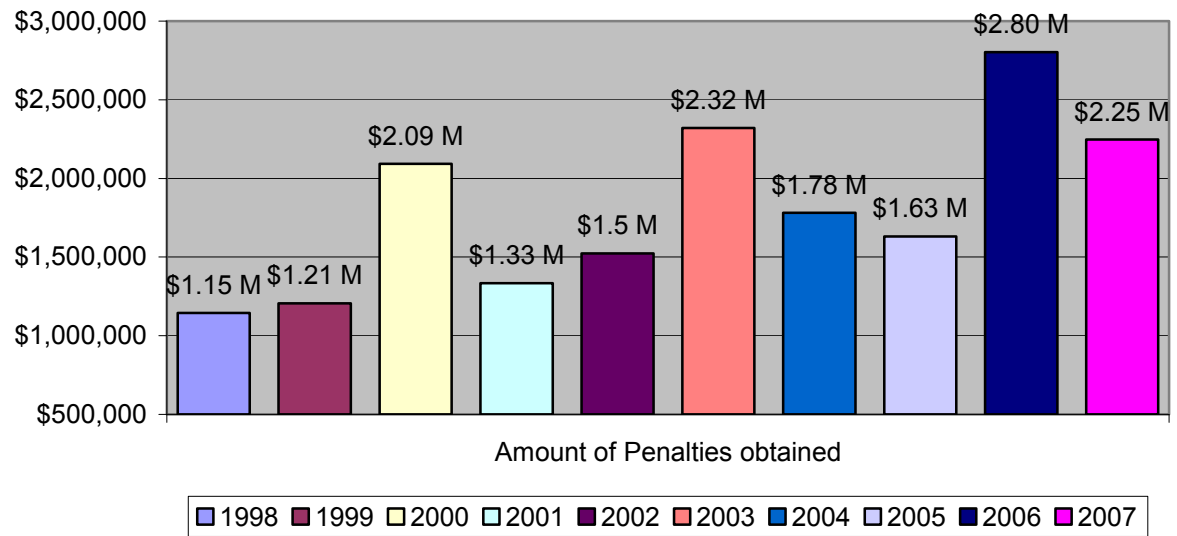
**** Amount of revenue obtained ("collected") in FY as a result of all enforcement actions regardless of specifically designated fund.**

***** Variance in performance measures is due to several factors, some of which are beyond the control of the Department. These include the number of approval applicants and the number of regulated entities in violation of the conditions of their approvals during any particular fiscal year. As can be seen by a review of the historical annual charts for penalty amounts and enforcement actions taken on page eleven, there is no direct correlation between the two. One or two large settlements will influence the penalties collected for that year, regardless of the number of enforcement actions that are taken.**

**MDE Enforcement Measures - Enforcement Actions Taken
1998-2007**



MDE Enforcement Measures - Penalty Amounts (\$) 1998-2007



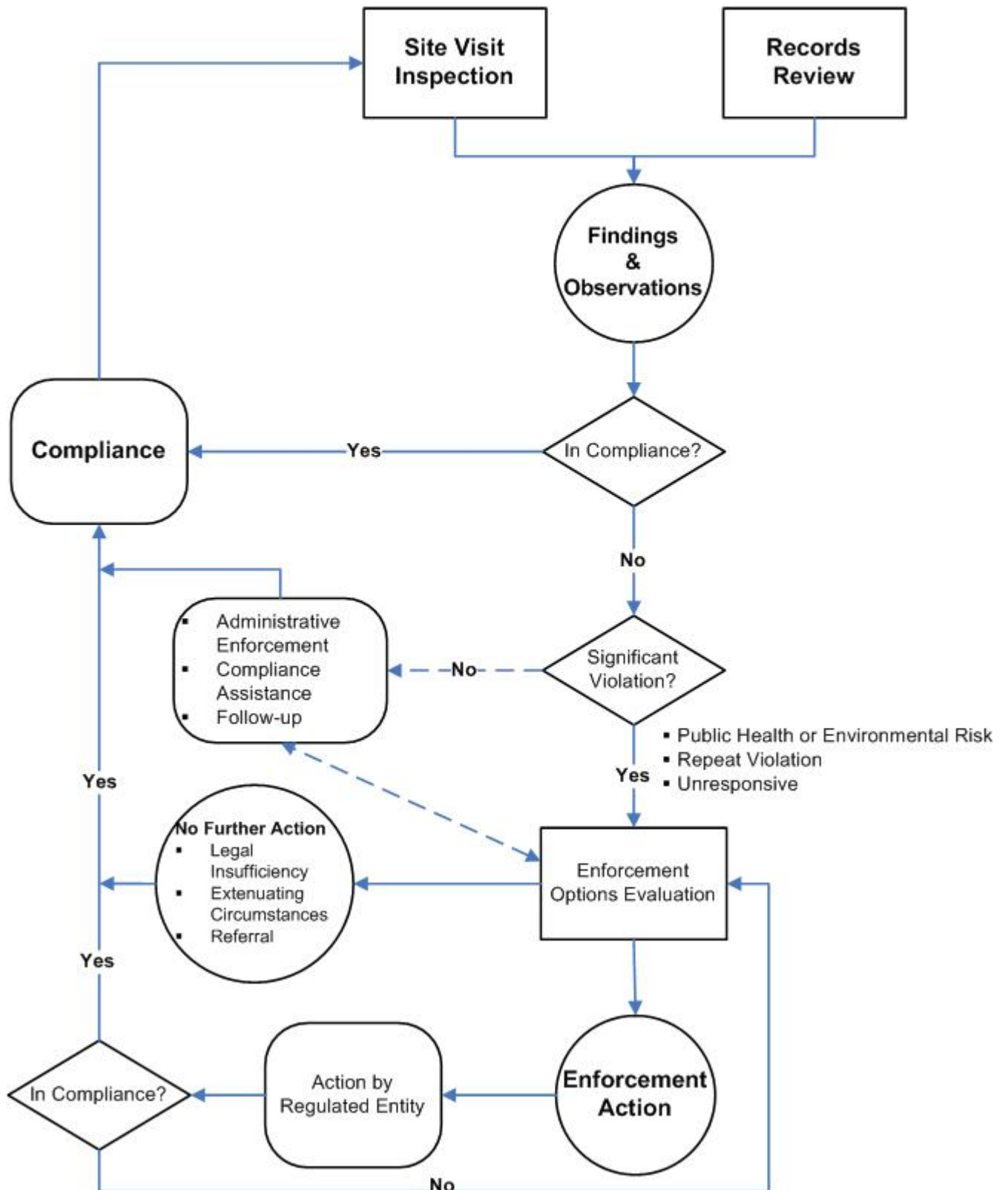
MDE'S ENFORCEMENT AND COMPLIANCE PROCESS and SERVICES TO PERMITTEES AND BUSINESSES

The Enforcement and Compliance Process

MDE's air, water and waste enforcement and compliance processes were established separately. Similar terminology may have technically different meanings for different programs. Many programs also implement federal rules and regulations in addition to State requirements. In addition, the same individual, company or facility may fall under the jurisdiction of several different environmental enforcement programs at the federal, State or local level.

Despite technical differences, most enforcement programs share certain common functions that allow a year-to-year comparison. Most programs have an inspection, a monitoring and an evaluation component. If a minor violation such as a record keeping or reporting error is discovered, a program may use discretion to allow a company to correct the problem without taking a penalty, civil or criminal action. In such cases, compliance assistance is the most efficient method to achieve compliance with such requirements. If an inspection reveals a significant violation, or if minor violations recur in a pattern of ongoing significant non-compliance, then more serious legal actions are warranted. Such action may take the form of penalties, corrective orders, the filing of injunctions, and in some cases, criminal sanctions.

MDE ENFORCEMENT PROCESS



Supplemental Environmental Projects (SEPs)

MDE's Enforcement Policy includes the use of Supplemental Environmental Projects (SEPs).

SEPs are projects specifically undertaken to improve the environment by parties who are subject to penalty actions. During the reporting period SEPs were allowed by MDE as a form of penalty mitigation. The EPA encourages the use of SEPs for several reasons. First, SEPs add value to enforcement settlements because SEP dollars are spent directly on environmental projects. Second, SEPs require violators to go above and beyond technical compliance with minimum legal standards and thereby accomplish a higher level of environmental stewardship. Finally, and probably most important, SEPs are intended to achieve improvements to the environment that could not be accomplished with traditional penalties. Traditional penalties serve to punish current violations and deter future non-compliances. SEPs serve those traditional ends as well as providing a form of community service that is targeted to improve the environment in which the community lives. SEPs give violators an opportunity to re-establish their reputations as good neighbors.

SEPs in FY 2007

The three media administrations entered into 61 SEPs during FY 2007 with a total value of \$3.636 million. Notable among these is the Waste Management Administration's \$3.304 million SEP involving the replacement of lead contaminated windows in 56 rental properties.

Administration	Number of SEPs		Total Value of SEPs	
	2006	2007	2006	2007
Air and Radiation Management Administration	2	2	\$137,500	\$125,000
Waste Management Administration	52	56	\$632,300	\$3,304,000
Water Management Administration	3	3	\$8,928,000	\$207,000
TOTALS	57	61	\$9,698,000	\$3,636,000

Details of the SEPs can be found in Appendix III.

Contacts or Consultations with Businesses

Environment Article section 1-301(d) requires this report to “*include information on the type and number of contacts or consultations with businesses concerning compliance with State environmental laws.*” This section of the report generally identifies the types of contacts MDE has with businesses to help them come into compliance.

Compliance Assistance

One specific form of contact between businesses and MDE’s enforcement and compliance inspectors is counted in the programs’ performance measures tables under the category of “*compliance assistance.*” As an element of MDE’s enforcement process, an inspector renders a tangible act of compliance assistance when he or she:

- (a) Documents a specific past or current violation which the regulated entity corrects in the absence of a formal enforcement action; or
- (b) Documents a specific action or actions which the regulated entity has the option of undertaking to prevent the likelihood of potential future violations, which action or actions the regulated entity undertakes voluntarily in such manner and within such time period as deemed acceptable by MDE in the absence of a formal enforcement action.

In either (a) or (b), the MDE inspector must document the manner in which the regulated entity voluntarily achieved compliance. This definition of "compliance assistance" has the advantage of being measurable, and objectively verifiable by a third party.

Consultations with Businesses

MDE’s Permitting and Customer Services Office (PCS, 410-537-3772) assists businesses that need MDE permits or approvals to understand their responsibilities under the law. PCS establishes lines of communication between those businesses and MDE. Understanding environmental obligations generally reduces violations. PCS provides:

- A Small Business Assistance Program (SBAP) - helps small businesses understand Maryland’s environmental programs and regulations.
- Pollution prevention and waste minimization information to businesses.
- Multi-media meetings for businesses seeking to locate in Maryland or for existing businesses contemplating expansion.
- MDE’s *Business Guide to Environmental Permits and Approvals* (http://www.mde.state.md.us/assets/document/2005_MDE_Permitguide.pdf) provides detailed information about each of MDE’s permits. A revised version of this document will be published later this year.

Sources of Information for Applicants and Permittees

- MDE has made a number of permit applications and instructions for completing them available through the Internet at MDE's website (<http://www.mde.state.md.us>). MDE is also working to enable businesses to submit their permit applications via the Internet.
- MDE has created an Enforcement Webpage where you can find information concerning our enforcement programs and current enforcement actions. (<http://www.mde.state.md.us/AboutMDE/enfcomp.asp>).
- MDE partners with business organizations (such as the Maryland Dental Association) and community organizations (such as the Park Heights Citizens Planning and Housing Association) to design, offer and provide compliance assistance, education and training on environmental issues of concern to both the business and residential communities that may be impacted by specific business practices.

**SECTION TWO – ADMINISTRATION
DETAILS**

MEASURING ENFORCEMENT AND COMPLIANCE

MDE has been measuring, in a consistent fashion, the performance of its enforcement and compliance activities since 1998. This report standardizes the accomplishments of enforcement and compliance programs using metrics for the 28 enforcement areas within the 15 programs that are the subject of this report. MDE's three media administrations handle the vast majority of enforcement actions taken by MDE:

Air: This includes programs that deal with air pollution and radiation.

Waste: This includes oil control, solid and hazardous waste management, sewage sludge utilization, scrap tire recycling, lead poisoning prevention, natural wood waste recycling and Superfund remediation programs.

Water: This includes the drinking water, tidal and non-tidal wetlands, wastewater discharges, coal and mineral mining, oil and gas exploration and production, water appropriation, waterway and floodplain construction, dam safety, stormwater management and sediment and erosion control programs.

Organization of Section Two

This section is divided by administration and by enforcement area/program. First, an overall administration executive summary describes the enforcement and compliance efforts during this fiscal year followed by key performance measures for that administration. Next, the sections for each enforcement area/program include the purpose of the program, its underlying authority, its enforcement process, summary of the program's successes/challenges, the performance measures table, and three charts comparing the past three fiscal years for inspection coverage, number of inspections, audits and spot checks and number of enforcement actions.

PERFORMANCE MEASURES TABLE

This Table presents an accounting of the Program's activity. An example of the table with the lines numbered to correspond to the following definitions can be found on page 23.

1. *Permitted Sites/ Facilities and Other: This is a measure of the MDE or Program workload.*

Lines 3 – 9: Identifies the total universe of facilities over which the program has regulatory responsibility.

Line 3: Shows the number of new permits or permit renewals issued during the year.

Line 4: Accounts for the total number of permits that were in effect at fiscal year end.

Lines 5 – 9: Used by those programs that have regulatory responsibility for sites and facilities and other entities that are not required to obtain a formal permit but still fall under MDE's regulatory oversight.

2. *Inspections: This is a measure of output.*

Lines 11 – 12: A count of the individual sites evaluated for compliance and the total number of inspections conducted including record reviews, audits and spot check activities. The reason the number of inspections is often substantially higher than the number of sites is because some sites are inspected more than one time during the year depending on the degree of risk that regulated entity poses to the public. Another reason is that some individual sites are sufficiently large or diverse to warrant having different portions of the site, or pieces of equipment, inspected separately.

- In prior years this metric was listed as "Number of sites inspected". The new description for line 11 more accurately reflects the metric being measured as many programs count reviews of records or audits performed in the office in this category.
- Often a full inspection involves a whole set of activities including record reviews, interviews, and site visits.
- Because different types of inspections conducted by the various enforcement programs involve many diverse activities, the "number of inspections, audits, and spot checks" reported here includes some activities that do not amount to full formal inspections. A record review, audit, or spot check is counted the same as a full inspection for purposes of this report.

3. *Compliance Profile: This is a measure of the results accomplished.*

Lines 14 – 16a: The Compliance profile portion of the table is a snapshot of the overall compliance status of the facilities inspected during the fiscal year.

Line 14: Identifies how many of the inspected sites were found with significant violations, providing a key element used to determine the overall compliance rate (percentage) shown on line 16. If a site was found to have a significant violation it was counted as being out of compliance, even if the site was brought back into compliance later in the year.

- Line 15, the measure for “percentage of sites in significant compliance” in previous reports, was eliminated since it was only the inverse of sites in significant violation and was not a statistically valid measure

Line 16: The percentage of inspected sites with significant violations. Line 14 divided by Line 11 times 100.

Line 16a: The enforcement “inspection coverage rate” measure. The “inspection coverage rate” is defined as the ratio of sites inspected divided by the total number of sites or regulated entities in that program’s universe.

- This is numbered “16a” so that any comparisons to line numbers in previous years’ reports may remain the same.
- “Sites” may include other than a single physical location since many programs have regulatory oversight responsibility for things other than facilities.

4. Significant Violations: This is a measure of what was found.

Lines 18 – 21: Record the total number and nature of the significant violations the program identified during the Fiscal Year. The specific definition of what constitutes a **significant** violation is determined by individual programs that have unique statutory and regulatory threshold requirements. MDE’s general definition of a significant violation is any violation that requires MDE to take some form of remedial or enforcement action to bring the facility into compliance.

Line 18: Indicates how many significant violations resulted in an environmental or health impact.

Line 19: Counts how many significant violations were technical/preventative in nature. The distinction here is based on evidence or proof that MDE must present to establish the violation in a contested case.

- Cases which require evidence of actual physical damage to the environment or to a human being such, as samples, photographs, or direct observations are counted as having an environmental or health impact.
- Cases in which documentary evidence such as falsified discharge monitoring reports, lack of permits, or failure to maintain records are counted as technical/preventative on line 19.
- The distinction between physical and technical violations is made to avoid the misperception that all violations involve pollution.

- It is a mistake to infer that only environmental/health violations are significant and technical/preventive are not significant. Either can be considered significant or non-significant depending on the circumstances of the violations.

Line 20: Accounts for the number of significant violations carried over from last year.

Line 21: The sum of lines 18 through 20, the total number of significant violations the program attempted to resolve during the fiscal year.

5. *Disposition of Significant Violations: What is the status?*

Lines 23 and 24: answer the question of how many enforcement responses were concluded for significant violations in the fiscal year and how many are going to be carried over to next year.

- Resolved means that (1) an enforcement action or compliance assistance has been taken, and (2) the violator either has completed any required corrective action or has an executed agreement to take the corrective action and has begun bringing the site back into compliance.
- An ongoing enforcement response is one that is still in process and the site or violator has not taken adequate steps to correct the violation. Cases remain ongoing if the violator does not respond to MDE's initial violation notification; hearings have been scheduled and not yet held, or; the hearing is complete and the violator has chosen to appeal the order. "Ongoing" enforcement responses are those not yet finished.

6. *Enforcement Actions and Penalties: What are the tools MDE uses to bring about compliance?*

Lines 26 – 33: MDE has a number of different enforcement tools that can be used to achieve compliance.

Line 26: Captures how often the program used **compliance assistance**.

- Compliance assistance is rendered when written documentation states that the correction has been made or commenced. This number does not necessarily correspond to the number of significant violations found because potential problems, which have not yet become violations, when corrected and documented, are counted as compliance assistance.
- This tool allows MDE to bring facilities into compliance without the necessity of resorting to formal enforcement actions. It is often implemented in less time and may reduce the environmental consequences of the violation.

Lines 27 through 29: Cover specific types of enforcement actions required to be reported under Environment Article Section 1-301(d).

Line 30: The number of penalty actions and other enforcement actions not specifically designated above.

- These actions are primarily penalty actions, but they also include various forms of remedial requirements that do not fit the descriptions of the actions named in the statute.

Line 31: How often the program referred a matter to the Environmental Crimes Unit of the Attorney General's Office for possible criminal prosecution.

- These are not counted as resolved until there is a completed criminal case or the Crimes Unit has declined to take a criminal action, returned the case to the program and the program has taken an alternative form of enforcement.

Line 33: discloses the amount of administrative or civil penalties obtained.

- This means monies collected during the fiscal year. The penalties recorded here may have been imposed in prior years but are collected in whole or in part during the reporting year.

ENFORCEMENT AND COMPLIANCE PERFORMANCE MEASURES (FY07)

1	
2	<u>PERMITTED SITES/FACILITIES</u>
3	Number of Permits/Licenses issued
4	Number of Permits/Licenses in effect at Fiscal Year End
5	<u>OTHER REGULATED SITES/FACILITIES</u>
6	(other sites)
7	(other sites)
8	(other sites)
9	(other sites)
10	<u>INSPECTIONS</u>
11	Number of sites evaluated for compliance
12	Number of Inspections, Audits, Spot Checks
13	<u>COMPLIANCE PROFILE:</u>
14	Number of Inspected Sites/Facilities with Significant Violations
16	% of Inspected Sites/Facilities with Significant Violations
16a	Inspection coverage Rate (# of sites inspected / # of permitted sites X 100)
17	<u>SIGNIFICANT VIOLATIONS</u>
18	Number of Significant Violations involving Environmental or Health Impact
19	Number of Significant Violations based on Technical/Preventative Deficiencies
20	Number of Significant Violations carried over awaiting disposition from Previous Fiscal year
21	Total
22	<u>DISPOSITION OF SIGNIFICANT VIOLATIONS</u>
23	Resolved
24	Ongoing
25	<u>ENFORCEMENT ACTIONS</u>
26	Number of Compliance Assistance rendered
27	Number of Show Cause, Remedial, Corrective Actions Issued
28	Number of Stop Work Orders
29	Number of Injunctions Obtained
30	Number of Penalty and Other Enforcement Actions
31	Number of Referrals to Attorney General for possible Criminal Action
32	<u>PENALTIES</u>
33	Amount of Administrative or Civil Penalties obtained

This page intentionally left blank.

**AIR AND RADIATION MANAGEMENT
ADMINISTRATION**

[http://www.mde.state.md.us/assets/document/mdeguides\(1\).pdf](http://www.mde.state.md.us/assets/document/mdeguides(1).pdf)

Air and Radiation Management Administration Executive Summary

The Air and Radiation Management Administration conducts enforcement and compliance activities in three programmatic areas; air quality, asbestos, and radiation. In the Air Quality Program, ensuring compliance at high impact sources continues to consume a large portion of the Program's resources. In addition to on-site inspections the Program reviews report submittals, stack test results, sampling results, and continuous monitoring summaries to assess compliance at regulated facilities. The sum of these inspections and compliance reviews remained essentially unchanged from last year. Compliance rates also remained generally unchanged.

Additional resources were focused on smaller sources this year, resulting in an increase in inspections. Due to the sheer number of these sources, low impact facilities continue to be an area where only a small percentage of sources are inspected. In this arena the Air Program continues to focus on Stage II vapor recovery systems at gas stations, as well as dry cleaners. There are about 1700 gas stations subject to Stage II requirements to limit emissions of volatile organic compounds, a ground-level ozone precursor. There continues to be a higher level of non-compliance at these facilities, primarily in the testing, record keeping and reporting requirements. The Air Program is also focusing on ensuring compliance with federal air toxics requirements at dry cleaners. Again, there is a higher level of non-compliance, primarily with record keeping requirements. The higher number of inspections at low impact sources, along with an enforcement initiative, resulted in increased enforcement activities for violations at these smaller sources. It is hoped that this increased activity and higher amount of collected penalties will result in an improved compliance rate.

The Air Program continued to use Supplemental Environmental Projects (SEP) in the settlement of enforcement actions. This year the Air Program negotiated several SEPs as part of enforcement actions including a carbon sequestration project to combat global warming and a donation to the operations fund for the University of Maryland Breathmobile that addresses asthma.

The Air Quality Compliance Program continues to receive a large number of air quality complaints, 707 in FY 2007. The Air Program responds quickly to all complaints by telephone, prioritizing those that actually receive a field inspection. This year 65% of complaints received by the Air Program were followed up with an on-site inspection. Some complaint situations needed multiple follow-up inspections to address the concerns of the complainants and to ensure compliance with air quality requirements. This year, three enforcement actions were initiated in response to air quality complaints.

In the Asbestos Program, contractors intending to abate asbestos are required to notify MDE. MDE inspects as many of these projects as possible, generally focusing on the more substantial projects. In FY 2007, the Program inspected 25% of sites that provided notification to MDE. The number of notifications received in FY 2007 was 3,277, a slight increase compared to FY 2006 in which 3,201 notifications were received.

The Radiological Health Program (RHP) regulates both man-made electronic sources of radiation such as CT Scanners, the Cyberknife and Dental X-rays and radioactive materials such as the cobalt-60, iodine 131 and cesium 137 used in cancer therapy, diagnostic imaging, research and industry. RHP ensures that the general public does not receive unnecessary radiation. In FY 2007, RHP implemented additional security controls for those licensees with sufficient quantities and types of radioactive materials that could become a terrorist threat if stolen. RHP also facilitated the removal and cleanup of thousands of radium-226 aircraft dials located at a site on Maryland's Eastern Shore. Additionally, RHP implemented an extensive registration of generally licensed radioactive materials sources and established a tracking database, which significantly increases accountability while continuing to evaluate complex sealed source and medical devices for radiation safety and engineering safety prior to allowing their use and sale across the country. Further, Maryland's NRC Agreement State status has been maintained throughout FY 2007, enabling MDE to maintain public health and safety by performing inspections, rather than relying on the federal government.

The RHP Radiation Machines Division (RMD) has significantly reduced the dental backlog from the beginning of the FY 2007. This was accomplished through new staff members. RMD has also developed an automated method of performing plan reviews on facilities installing radiation machines, which has successfully reduced the time required. This method is being used by all of RMD's inspectors to ensure uniformity in reviewing plan reviews submitted by registered service providers.

**Air and Radiation Management Administration
Performance Measures Executive Summary**

	2006 Totals	2007 Totals
<u>PERMITTED SITES/FACILITIES</u>		
Number of Permits/Licenses Issued	1,914	1,737
Number of Permits/Licenses in Effect at Fiscal Year End	28,216	28,066
<u>OTHER REGULATED SITES/FACILITIES</u>		
Other regulated sites	4,377	4,499
Coverage (number of regulated entities requiring oversight)*	21,398	21,111
<u>INSPECTIONS</u>		
Number of Sites Inspected	4,716	5,098
Number of Inspections, Audits, Spot Checks	10,332	11,097
<u>ENFORCEMENT ACTIONS</u>		
Number of Compliance Assistance Rendered	2,662	1,654
Number of Enforcement Actions Taken **	70	150
<u>PENALTIES</u>		
Amount of Administrative or Civil Penalties Obtained	\$402,288	\$415,150

* Derived by adding up all of the coverage universes for each program as listed in the pie chart for each.

** Derived by adding up the number of enforcement actions for each program as listed in the chart for each.

Ambient Air Quality Control

PURPOSE

There are approximately 12,000 stationary sources of air emissions registered in Maryland. The Air Quality Compliance Program is responsible for ensuring that these sources comply with applicable air pollution control requirements. Approximately 200 of these sources emit more than 95% of all the pollutants emitted from stationary sources. These 200 high-emitting sources and an additional 400 or so priority sources receive a high level of scrutiny. The additional priority sources are selected due to concerns regarding potential emissions, toxic air pollutant emissions, potential for nuisance impact, impact on the general welfare, or are considered to have the potential for significant risk to public health or the environment. Combined, this group of approximately 600 sources includes facilities such as large industrial operations, paper mills, asphalt plants and incinerators. This group varies slightly in number from year to year due to start-up of new sources, shut-down of existing sources, or sources reducing emissions or using less toxic materials to the point where they are no longer considered priority sources and thus do not demand close scrutiny. The remaining 11,000 sources are generally smaller in terms of their emissions or their impacts and are considered to be of lesser risk to public health or the environment. Examples of these smaller sources include dry cleaning operations, charbroilers, small boilers, paint spray booths, and degreasing machines. For this reason, performance measures information is presented in two categories, *High Impact Air Emission Facilities* and *Low Impact Air Emission Facilities*.

AUTHORITY

FEDERAL: Clean Air Act, Title I, Section 110

STATE: Environment Article, Title 2; COMAR 26.11

PROCESS

In inspecting facilities, a major focus is given to those approximately 600 sources described above that are considered a potential significant risk to public health or the environment. Often, multiple inspections are performed at these sources over the course of a year. Inspections are both announced and unannounced, depending on the nature and purpose of the inspection. Attention is given to smaller, lower risk sources through special initiatives that may focus on inspecting all sources within a particular source category, spot-checks of a percentage of sources in a category where the category contains a large number of small sources, and the education of trade groups and equipment operators and owners.

SUCCESSSES / CHALLENGES

Ensuring compliance at high impact sources continues to consume a large portion of the Air Quality Compliance Program's resources. In addition to on-site inspections the Program reviews report submittals, stack test results, sampling results, and continuous monitoring summaries to assess compliance at regulated

facilities. The sum of these inspections and compliance reviews remained essentially unchanged from last year. Compliance rates also remained the same.

The Air Program continues to pursue the use of Supplemental Environmental Projects (SEP) in the settlement of enforcement actions where appropriate. This year the Air Program negotiated several SEPs as part of enforcement actions including a carbon sequestration project to combat global warming and a donation to the operations fund for the University of Maryland Breathmobile that addresses asthma.

Additional resources were able to be focused on the smaller sources this year, resulting in an increase in inspections. Due to the sheer number of the sources, low impact facilities continue to be an area where only a small percentage of sources are inspected. In this arena the Air Program continues to focus on Stage II vapor recovery systems at gas stations, as well as dry cleaners. There are approximately 1700 gas stations subject to Stage II requirements to limit emissions of volatile organic compounds, a ground-level ozone precursor. There continues to be a higher level of non-compliance at these facilities, primarily in the testing, record keeping and reporting requirements. The Air Program is also focusing on ensuring compliance with federal air toxics requirements at dry cleaners. Again, there is a higher level of non-compliance, primarily with record keeping requirements.

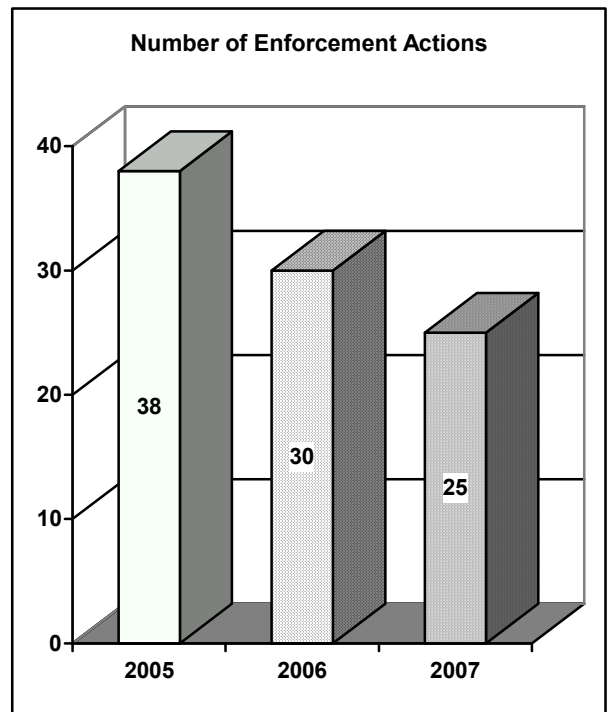
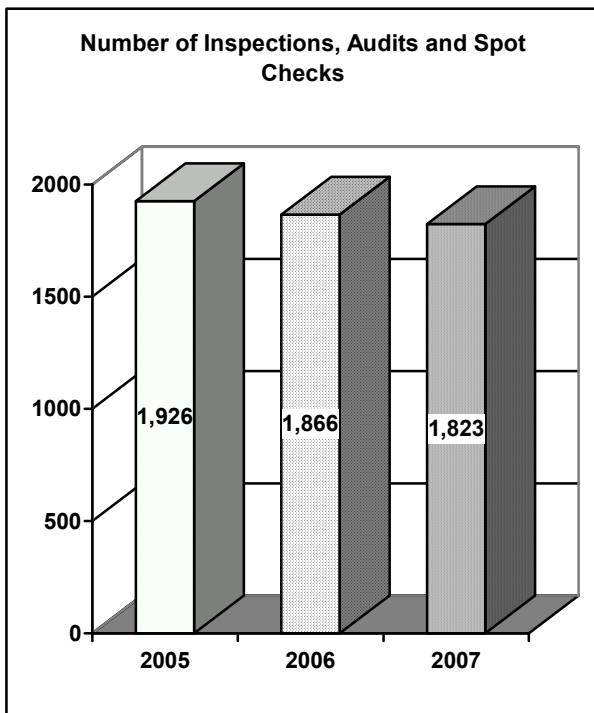
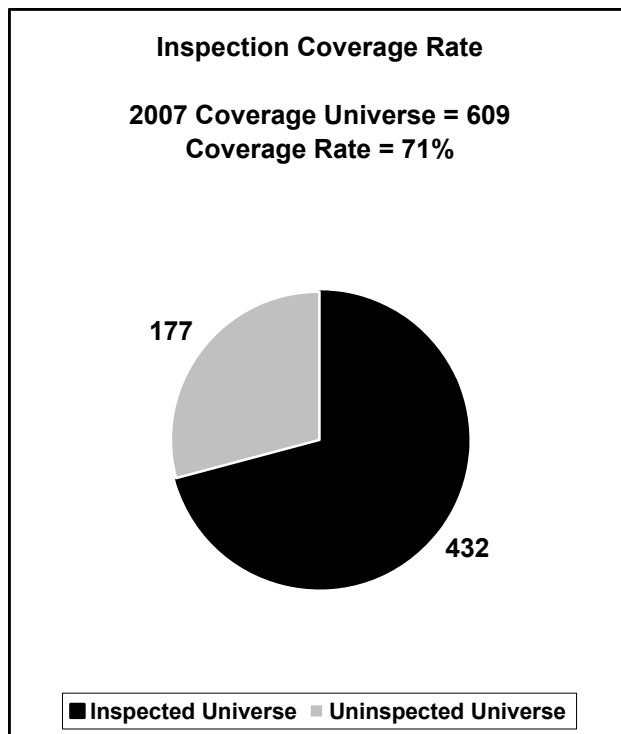
The higher number of inspections at low impact sources, along with an enforcement initiative, resulted in increased enforcement activities for violations at these smaller sources. It is hoped that this increased activity and higher amount of collected penalties will result in an improved compliance rate.

Ambient Air Quality Control High Impact Facilities

	2007 Totals
<u>PERMITTED SITES/FACILITIES</u>	609
No. of Permits/Registrations issued	276
No. of Permits/Registrations in effect at FY end	3,652
<u>OTHER REGULATED SITES/FACILITIES</u>	
None	
<u>INSPECTIONS</u>	
No. of Sites Inspected	432
No. of Inspections, Audits, Spot checks	1,823
<u>COMPLIANCE PROFILE</u>	
No. of Inspected Sites/Facilities with Significant Violations	21
% of Inspected Sites/Facilities with Significant Violations	5%
Inspection Coverage Rate*	71%
<u>SIGNIFICANT VIOLATIONS</u>	
No. of Significant Violations involving Environmental/Health Impact	26
No. of Significant Violations based on Technical/Preventative Deficiencies	14
No. of Significant Violations carried over from previous FY	14
Total	54
<u>DISPOSITION OF SIGNIFICANT VIOLATIONS</u>	
Resolved	10
Ongoing	44
<u>ENFORCEMENT ACTIONS</u>	
No. of Compliance Assistance rendered	52
No. of Show Cause, Remedial, Corrective Actions Issued	3
No. of Stop Work Orders	0
No. of Injunctions Obtained	0
No. of Penalty & Other Enforcement Actions	22
No. of Referrals to Attorney General for possible Criminal Action	1
<u>PENALTIES</u>	
Amount of Administrative or Civil Penalties obtained	\$272,000

*Coverage rate is computed as the number of sites inspected divided by the total number of permitted sites/facilities.

Ambient Air Quality Control High Impact Facilities

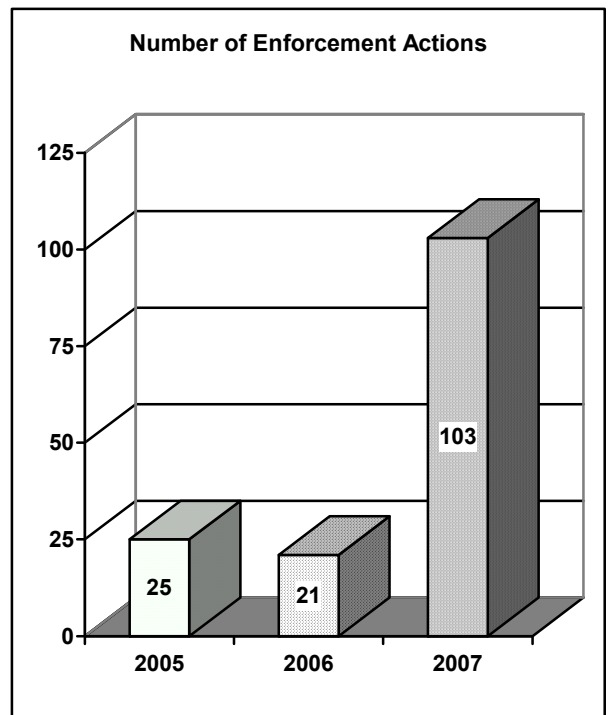
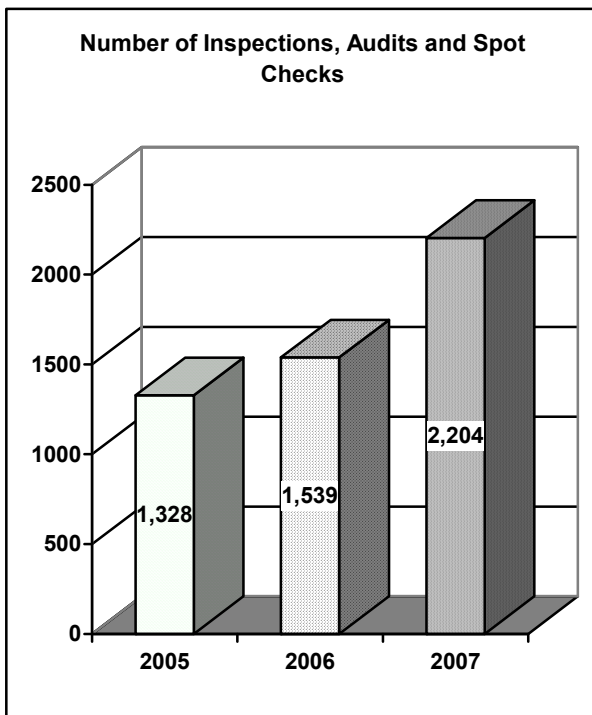
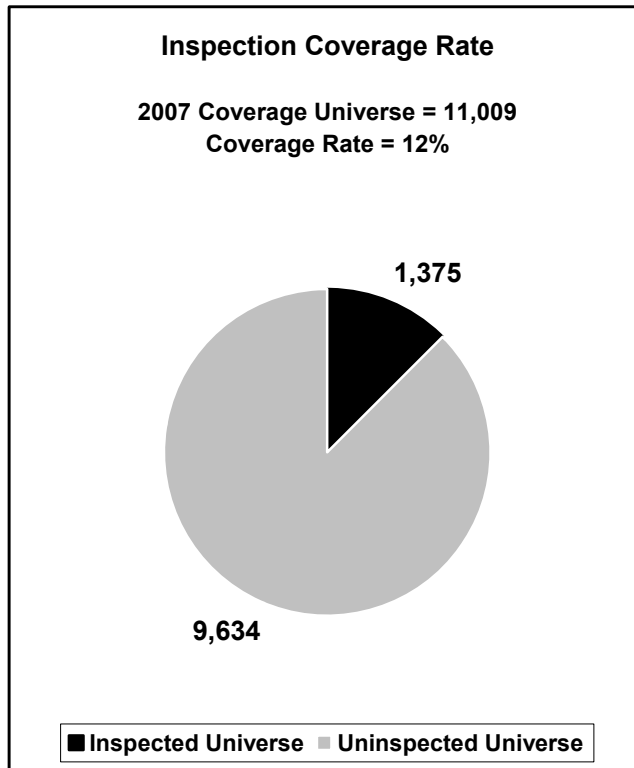


Ambient Air Quality Control Low Impact Facilities

	2007 Totals
<u>PERMITTED SITES/FACILITIES</u>	11,009
No. of Permits/Registrations issued	511
No. of Permits/Registrations in effect at FY end	18,814
<u>OTHER REGULATED SITES/FACILITIES</u>	
None	
<u>INSPECTIONS</u>	
No. of Sites Inspected	1,375
No. of Inspections, Audits, Spot checks	2,204
<u>COMPLIANCE PROFILE</u>	
No. of Inspected Sites/Facilities with Significant Violations	57
% of Inspected Sites/Facilities with Significant Violations	4%
Inspection Coverage Rate*	12%
<u>SIGNIFICANT VIOLATIONS</u>	
No. of Significant Violations involving Environmental/Health Impact	0
No. of Significant Violations based on Technical/Preventative Deficiencies	57
No. of Significant Violations carried over from previous FY	13
Total	70
<u>DISPOSITION OF SIGNIFICANT VIOLATIONS</u>	
Resolved	43
Ongoing	27
<u>ENFORCEMENT ACTIONS</u>	
No. of Compliance Assistance rendered	127
No. of Show Cause, Remedial, Corrective Actions Issued	11
No. of Stop Work Orders	0
No. of Injunctions Obtained	0
No. of Penalty & Other Enforcement Actions	92
No. of Referrals to Attorney General for possible Criminal Action	0
<u>PENALTIES</u>	
Amount of Administrative or Civil Penalties obtained	\$90,800

*Coverage rate is computed as the number of sites inspected divided by the total number of permitted sites/facilities.

Ambient Air Quality Control Low Impact Facilities



Air Quality Complaints

PURPOSE

In addition to approximately 12,000 registered or permitted sources of air emissions in Maryland, there are numerous potential sources of air pollution that are not required to be registered or permitted by the Department. Examples include some composting operations, construction sites, open burning activities, hot-tar roofing operations, material storage piles, welding and burning activities, and certain portable operations of short duration. These sites or activities can create nuisance conditions such as odors or fugitive dust. The Air Pollution Complaints Program responds to complaints regarding nuisance odors and dust from both permitted and non-permitted operations. After investigation, some complaints reveal no basis for potential harm to environment or public health, but are addressed to reduce nuisance conditions to neighbors or communities.

AUTHORITY

STATE: Environment Article, Title 2; COMAR 26.11

PROCESS

Complaints are addressed in a number of ways. A complaint situation may be of sufficient severity to warrant an immediate site visit. Complaints arising from severe nuisance situations generally result in the Department receiving multiple and separate complaints for a single situation. A complaint situation can also be a sporadic occurrence, which may lead to increased surveillance of a site in an attempt to verify the existence of a problem, which could then generate a need to conduct a formal inspection. Some complaints, particularly where only an explanation of what is allowed is needed, can be resolved through phone contact or letters. If the complaint investigation reveals a violation at a permitted site, the violation and subsequent enforcement action is counted under the ambient air quality control program's performance measures chart.

Only those violations that occur at non-permitted sites are counted here. Most violations in this category are related to open burning activities or the creation of off-site nuisances caused by odors or dust from sites. Violations such as these rarely result in actual harm, but have the potential to cause harm to the environment or public health, and on this basis are included in this report. Nearly all violations in this program are resolved without the need to take enforcement action, as they generally relate to short-lived activities, are quickly corrected (often at the time of inspection), do not reoccur, and result in no actual harm to public health or the environment.

SUCCESSSES / CHALLENGES

The Air Quality Compliance Program continues to receive a large number of air quality complaints, receiving 707 in FY 2007. The Air Program responds to all complaints by telephone, prioritizing those that actually receive a field inspection. This year 65% of complaints received by the Air Program were followed up with an on-site inspection. Some complaint situations needed multiple follow-up inspections to address the concerns of the complainants and to ensure

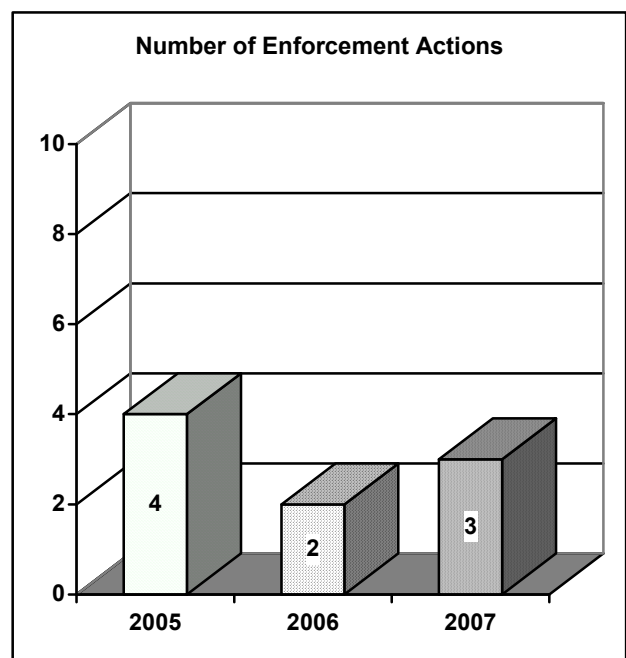
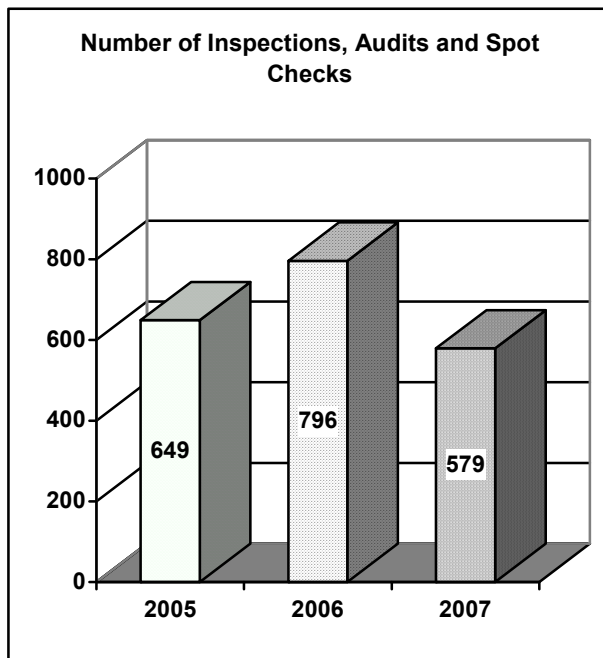
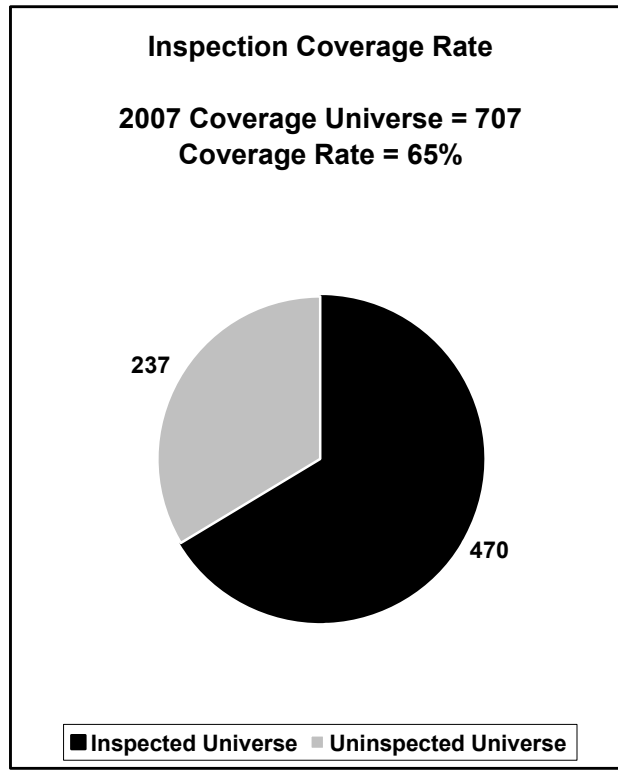
compliance with air quality requirements. Based on their nature, some complaints at non-permitted sites need follow-up enforcement action to achieve compliance. This year, three enforcement actions were initiated in response to air quality complaints.

Air Quality Complaints

	2007 Totals
<u>PERMITTED SITES/FACILITIES</u>	
No. of Permits/Registrations issued	N/A
No. of Permits/Registrations in effect at FY end	N/A
<u>OTHER REGULATED SITES/FACILITIES</u>	
Complaints received at all sites	707
Complaints received at unregistered/unpermitted sites	523
<u>INSPECTIONS</u>	
No. of Sites Inspected	277
No. of Inspections, Audits, Spot checks	579
No. of Initial Complaint Inspections at all sites	470
<u>COMPLIANCE PROFILE</u>	
No. of Inspected Sites/Facilities with Significant Violations	30
% of Inspected Sites/Facilities with Significant Violations	14%
Inspection Coverage Rate*	65%
<u>SIGNIFICANT VIOLATIONS</u>	
No. of Significant Violations involving Environmental/Health Impact	36
No. of Significant Violations based on Technical/Preventative Deficiencies	2
No. of Significant Violations carried over from previous FY	3
Total	41
<u>DISPOSITION OF SIGNIFICANT VIOLATIONS</u>	
Resolved	36
Ongoing	5
<u>ENFORCEMENT ACTIONS</u>	
No. of Compliance Assistance rendered	36
No. of Show Cause, Remedial, Corrective Actions Issued	2
No. of Stop Work Orders	0
No. of Injunctions Obtained	0
No. of Penalty & Other Enforcement Actions	1
No. of Referrals to Attorney General for possible Criminal Action	1
<u>PENALTIES</u>	
Amount of Administrative or Civil Penalties obtained	\$0

*Coverage rate is computed as the number of initial complaint inspections at all sites divided by the number of complaints received at all sites.

Air Quality Complaints



Asbestos

PURPOSE

The Asbestos and Industrial Hygiene Program manages the licensing of asbestos removal contractors and oversees their efforts when removing or encapsulating asbestos to assure that asbestos is handled in a manner that is protective of human health. Any project that involves demolition or the removal of more than 240 linear feet or more than 160 square feet of asbestos-containing material is subject to federal safety standards under EPA's National Emission Standards for Hazardous Air Pollutants (NESHAP) program. All projects are subject to additional requirements under state laws and regulations. Projects range from a single pipe wrapping to a major removal project at a power plant or similarly large facility.

AUTHORITY

FEDERAL: Clean Air Act, Title 1, Section 112

STATE: Environment Article, Title 6, Subtitle 4; COMAR 26.11.21

PROCESS

Removing or encapsulating asbestos is required to be done by a contractor licensed by MDE. The contractor is required to notify the Department of the location of the activity and the approximate amount of asbestos-containing material to be removed or encapsulated prior to undertaking the work. From the information contained in the notification, the Department will determine whether the project is required to meet federal safety standards. Approximately 25% to 30% of all asbestos projects undertaken are subject to federal program requirements. Projects subject to such requirements are considered a priority and an inspection will generally take place. Priority is also given to inspecting contractors with poor performance records, projects in close proximity to other priority projects (for inspection efficiency) and projects for which complaints have been lodged. The focus of an inspection is on determining whether a contractor is adhering to strict safety standards designed to protect workers and the public from exposure to asbestos. Because there is no safe level of exposure to asbestos, almost any violation is considered significant.

SUCCESSSES / CHALLENGES

Contractors intending to abate asbestos are required to notify MDE. MDE inspects as many of these projects as possible, generally focusing on the more substantial projects. In FY 2007, the Program inspected 25% of sites that provided notification to MDE, which is a little lower than the 29% inspected in FY 2006. The number of notifications received in FY 2007 was 3,277, which was a slight increase compared to FY 2006 in which 3,201 notifications were received.

INSPECTION COVERAGE RATE

The inspection coverage rate is computed as the number of sites inspected divided by the number of notifications received. Note that the program receives notifications for any amount of asbestos that is disturbed. This will include notifications for one to two feet of removal in which the project will last for two hours, to notification for thousands of linear and square feet, in which the project may last up to twelve months. State law governs the notification process for small projects, and requires only that the contractor notify the Department before the project begins. The larger projects are governed by federal requirements, and the contractor is required to notify at least ten days prior to beginning the project. It is more likely that an inspection will take place at a site where removal will last a day or more. The Program is required by state law to annually inspect at least one asbestos removal project by each contractor. The Program meets this requirement.

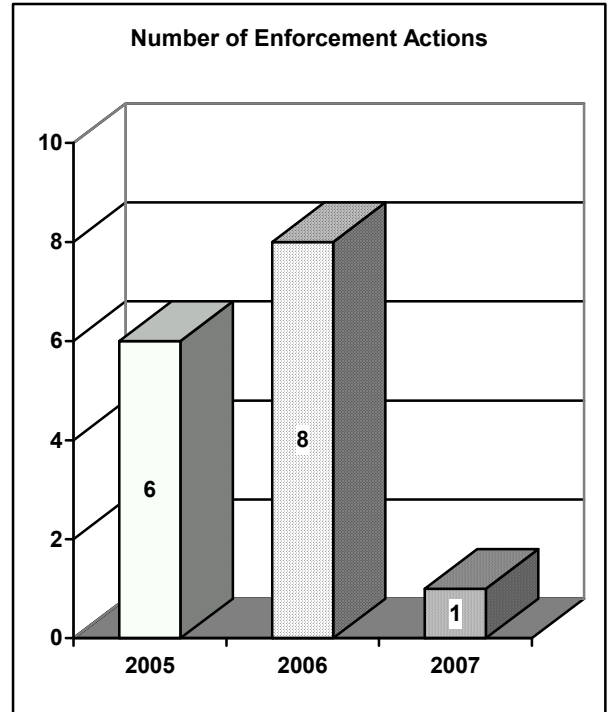
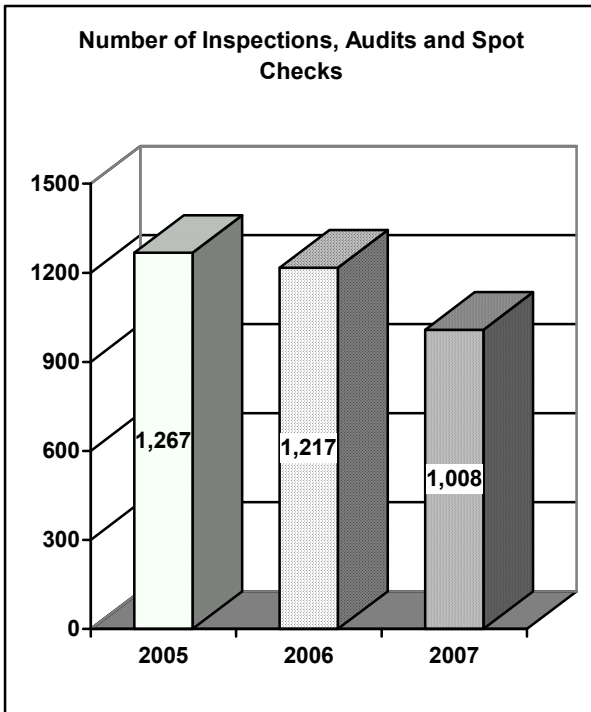
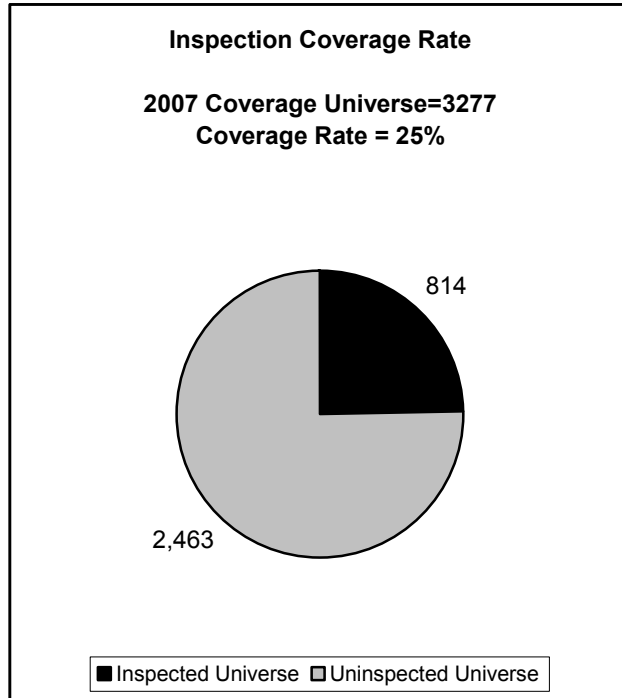
Asbestos

	2007 Totals
<u>PERMITTED SITES/FACILITIES</u>	
Number of Permits/Licenses issued *	146
Number of Permits/Licenses in effect at Fiscal Year End	135
<u>OTHER REGULATED SITES/FACILITIES</u>	
Number of asbestos removal notifications received	3,277
<u>INSPECTIONS</u>	
Number of Sites inspected	814
Number of Inspections, Audits, Spot Checks	1,008
<u>COMPLIANCE PROFILE:</u>	
Number of Inspected Sites/Facilities with Significant Violations	2
% of Inspected Sites/Facilities with Significant Violations	1%
Inspection Coverage Rate **	25%
<u>SIGNIFICANT VIOLATIONS</u>	
Number of Significant Violations involving Environmental or Health Impact	3
Number of Significant Violations based on Technical/Preventative Deficiencies	2
Number of Significant Violations carried over awaiting disposition from Previous Fiscal year	23
Total	28
<u>DISPOSITION OF SIGNIFICANT VIOLATIONS</u>	
Resolved	20
Ongoing	8
<u>ENFORCEMENT ACTIONS</u>	
Number of Compliance Assistance rendered	20
Number of Show Cause, Remedial, Corrective Actions issued	0
Number of Stop Work Orders	0
Number of Injunctions obtained	0
Number of Penalty and Other Enforcement Actions	1
Number of Referrals to Attorney General for possible Criminal Action	2
<u>PENALTIES</u>	
Amount of Administrative or Civil Penalties obtained	\$750

* Number of contractor licenses issued in FY

** Coverage rate is computed as the number of sites inspected divided by the number of asbestos removal notifications received.

Asbestos



Radiological Health Program (RHP)

Radiation Machines Division

PURPOSE

The RHP's Radiation Machines Division (RMD) mission is to regulate man-made electronic sources of radiation to minimize the amount of unnecessary radiation exposure received by the general public. These electronic radiation sources include dental and veterinary x-ray machines, mammography (breast imaging) machines, diagnostic and therapeutic radiation machines and other electronic radiation devices such as security screening devices used in research or industry.

State regulations, which derive in part from U. S. Department of Health and Human Services (DHHS) Food and Drug Administration (FDA) statutory requirements, require that all radiation exposures be "As Low As Reasonably Achievable" (ALARA). Radiation exposure can cause adverse health effects, with risk depending upon amounts of radiation received, frequency of radiation exposures, and radio-sensitivity of body parts. Although the medical benefits of diagnostic and therapeutic treatment procedures far outweigh potential risks of sustained biological damage, evidence supports that receiving numerous small exposures over time has a cumulative health effect and be as detrimental as receiving a single large exposure. Documented human health impacts from radiation machine procedures are on the rise due to the increased use of fluoroscopic x-ray procedures and computed tomography (CT) procedures to replace invasive surgical procedures.

AUTHORITY

FEDERAL: Radiation Control for Health and Safety Act of 1968, 21CFR1000;
Mammography Quality Standards Act; 21CFR900

STATE: Environment Article, Title 8 "Radiation";
COMAR 26.12. Radiation Management

PROCESS

The RMD ensures all radiation machine facilities are inspected on cycles required by statute, regulation, administrative policy or contract-mandated frequencies. While mammography inspection reports are provided to the FDA for follow up enforcement actions, the FDA's response is not included in this report.

Dental, veterinary and mammography facilities are required to renew the radiation machine facility registration of the x-ray equipment every two years. Facilities with x-ray machines subject to certification are required to renew the radiation machine facility registration on the same schedule as the certification inspection frequency presented in the chart below.

SUCSESSES / CHALLENGES:

As a result of last year's evaluation of entrance skin exposure data collected at dental inspections between 1995 and 2005, the RMD incorporated streamlined dental inspections into inspection activities this year. The RMD streamlined these inspections by eliminating the processing speed test and the beam diameter test. The processing speed test was redundant since the data can be extrapolated from data collected throughout the darkroom inspection. During the years of inspecting the beam diameter, it has been shown that the beam diameter does not change over the years therefore the RMD does not require this as part of the inspection process. Streamlining dental inspections also assisted in the RMD's reduction of the dental inspection backlog. The RMD will continue its efforts with dental facilities to ensure consistent communication of public health issues.

The chart below shows the types of facilities regulated by the RMD listed in terms of radiation machine type or purpose and the frequency at which they are inspected. For clarity, please note that the words machine and tube are used interchangeably. (See below).

Facility Type	Registered X-ray Tubes*	Inspection Frequency
High Energy & Particle Accelerators	3 facilities, 4 Certified Tubes	Annual
Medical (Therapy) Accelerators	42 facilities, 61 Certified Tubes	Annual
Hospitals	61 facilities, 1140 Certified Tubes	Biennial
Physicians: Chiropractic, MD, GP, Podiatric	1264 facilities, 1793 Certified Tubes	Biennial
Industrial	243 facilities, 497 Certified Tubes	Triennial
Dental	2669 facilities, 8996 Tubes	Triennial
Veterinary	428 facilities, 534 Tubes	Triennial
Mammography (MQSA)	129 facilities, 204 tubes	Annual

*Code of Maryland Regulations (COMAR) 26.12.03 states that "Radiation Machine": means a device that is capable of producing radiation. On any radiation producing equipment with more than one x-ray tube, or other single point from which radiation may be emitted, each x-ray tube or radiation emission point is considered a separate radiation machine... "Tube" is defined in COMAR 26.12.01.01 as an x-ray tube or other single point from which radiation may be emitted.

This page intentionally left blank.

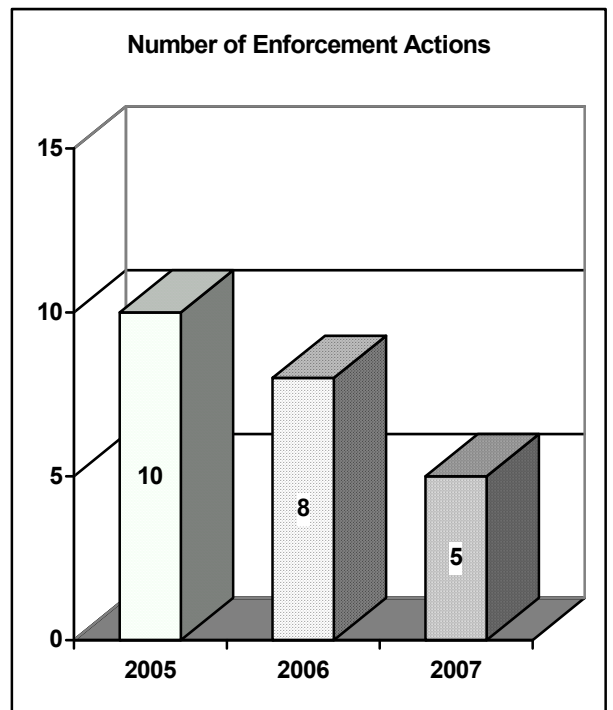
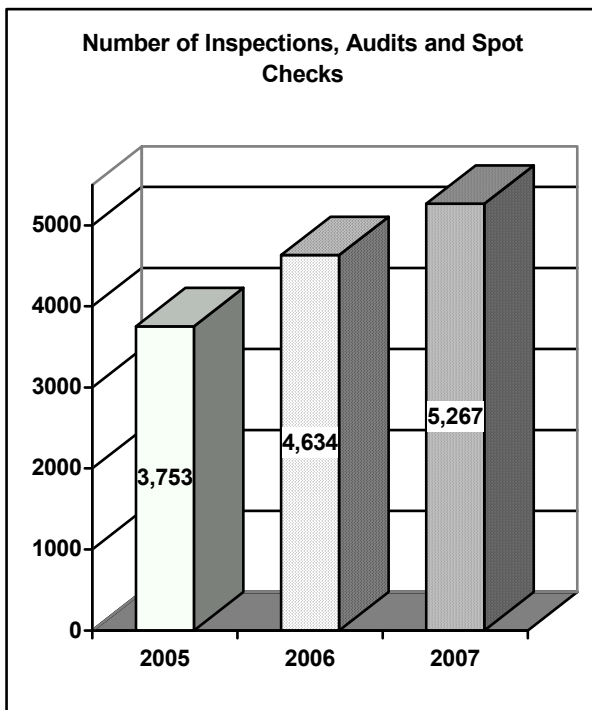
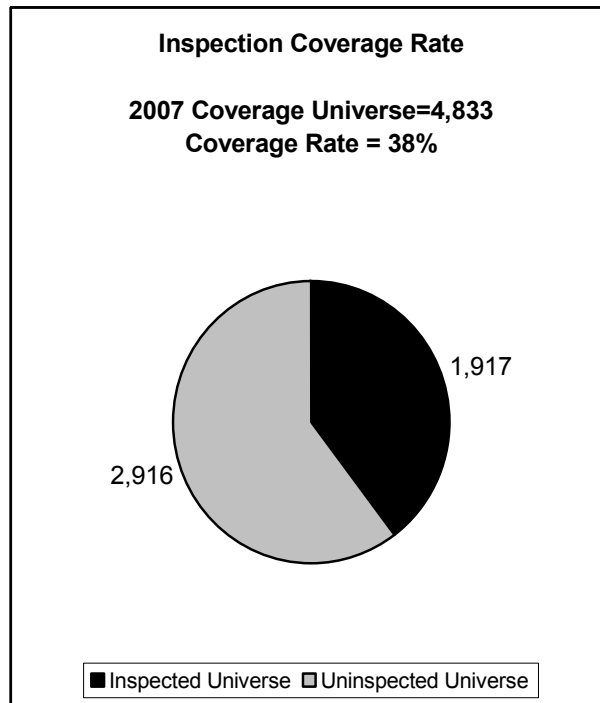
Radiation Machines

	2007 Totals
<u>PERMITTED SITES/FACILITIES</u>	
Number of New Facility Registrations Issued	267
Number of Facility Registrations in effect at Fiscal Year End	4,833
<u>OTHER REGULATED SITES/FACILITIES</u>	
Number of Service Companies Registered at FY end *	156
Number of Licensed Private Inspectors at FY End *	70
Number of Plan review or area surveys reviewed at FY End *	245
<u>INSPECTIONS</u>	
Number of Sites inspected	1,917
Number of Inspections, Audits, Spot Checks	5,267
<u>COMPLIANCE PROFILE:</u>	
Number of Inspected Sites/Facilities with Violations	980
% of Inspected Sites/Facilities with Significant Violations	51%
Inspection Coverage Rate **	38%
<u>SIGNIFICANT VIOLATIONS</u>	
Number of Significant Violations involving Environmental or Health Impact	0
Number of Significant Violations based on Technical/Preventative Deficiencies	2,519
Number of Significant Violations carried over awaiting disposition from Previous Fiscal year	372
Total	2,891
<u>DISPOSITION OF VIOLATIONS</u>	
Resolved	2,531
Ongoing	360
<u>ENFORCEMENT ACTIONS</u>	
Number of Compliance Assistance rendered	139
Number of Show Cause, Remedial, Corrective Actions issued	0
Number of Stop Work Orders	0
Number of Injunctions obtained	1
Number of Penalty and Other Enforcement Actions	4
Number of Referrals to Attorney General for possible Criminal Action	0
<u>PENALTIES</u>	
Amount of Administrative or Civil Penalties obtained	\$30,700

* measure added in FY 2002

** Coverage is computed as the number of sites inspected divided by the sum of the number of facility registrations, the number of registered service providers and the number of licensed private inspectors. Plan reviews were not considered since each of those should be at sites that would be included as permitted sites.

Radiation Machines Program



Radioactive Materials Licensing and Compliance

PURPOSE

The RHP's Radioactive Materials Licensing and Compliance Division (RAMLCD) issues and inspects specific radioactive material licenses to hospitals, cancer treatment and diagnostic imaging centers, private medical practices, construction, research and development firms, academic institutions, nuclear pharmacies, and manufacturers and distributors of sealed sources and devices (SS&D). RAMLCD regulates the use, handling and control of both generally and specifically licensed radioisotopes is mandated to protect the health and safety of radiation workers and the general public as well as minimize environmental contamination. The RAMLCD also evaluates new and modified devices containing sealed radiation sources submitted by Maryland companies for radiation safety and engineering reliability prior to the issuance of SS&D Certifications.

AUTHORITY

FEDERAL: Atomic Energy Act of 1954, as amended;
10 CFR (Nuclear Regulatory Commission) Parts 1-171

STATE: Environment Article, Title 8; "Radiation";
COMAR 26.12. Radiation Management

PROCESS

The RAMCLD inspects the above-described facilities for compliance with radiation regulations and adherence to license conditions and radiation safety procedures and practices. Inspections are performed over a 1 to 4 day period by one inspector or a team of inspectors at a frequency based on the quantity, activity and toxicity of the radioisotope(s), the potential hazard resulting from its use, and the nature of the operation and may range from annual to every 5 years, with possible modification for licensees with a poor compliance history. Corrective Actions are required immediately and are verified by formal licensee responses and possible follow-up inspections. RAMLCD also conducts investigations throughout Maryland in response to RAM incident reports, complaints, suspected violations or unauthorized RAM use. The Division also oversees the decommissioning of previously licensed RAM facilities, conducts safety evaluations on RAM sources and devices, and performs prelicensing visits to all applicants prior to the issuance of a license. Additionally, the Division performs inspections on at least 25% of the radiation operations conducted in Maryland by out-of-State licensees under reciprocal recognition of their licenses. Finally, the RAMLCD responds to transportation accidents involving radioisotopes, the activation of radiation monitors at landfills, incinerators or metal processing facilities or laboratory radiation spills. Each year the Division participates in federally evaluated emergency drills that test the Department's preparedness for radiation accident response at either the Calvert Cliffs Nuclear Power Plant or the Peach Bottom Atomic Power Station. Additionally, RAMLCD staff are trained to respond to possible terrorist radiation incidents.

SUCCESSSES / CHALLENGES

This Program continues to address the protection of the public from unnecessary exposure to ionizing radiation. Successes in FY 2007 include the implementation, through the licensing and inspection process, of additional increased security controls for those licensees with sufficient quantities and types of radioactive materials, that if stolen would pose a national threat; facilitation of the removal and cleanup of thousands of radium-226 aircraft dials located at a site on Maryland's Eastern Shore; implementation of an extensive registration of general licensed sources of radiation to significantly improve accountability of these radioactive materials; and the evaluation of the radiation safety and engineering of several complex sealed source and device registrations for medical devices prior to allowing the use and sale of these devices across the country. Challenges include the further evaluation and implementation of increased security for radioactive material in Maryland and continued outreach and education of Maryland citizens regarding the actual hazards of ionizing radiation.

INSPECTION COVERAGE RATE

The following chart shows the inspection frequency, the number of licenses that are inspected at that frequency and an example of the type of licenses:

Inspection Frequency	Number of Licenses	Examples of License Types
Annual	43	Academic & Medical Research Nuclear Pharmacies Gamma Knife (cancer therapy) Remote Afterloader (cancer therapy) Industrial Radiography
2 Years	13	Mobile Medical Vans
3 Years	132	Hospitals Brachytherapy (cancer therapy) Medical Offices
5 Years	445	Fill/Density Gauges Nuclear Pacemakers Diagnostic Nuclear Medicine

Notes for above table:

Licenses inspected in the annual, 2-year and 3-year inspection frequencies are the most complex and represent those types of radioactive material activities with the greatest radiation hazard to users and members of the general public.

Facility radioactive material inspections are resource intensive. Onsite facility inspection times vary from .5 day with 1 inspector for the 5-year inspection frequency, 1-2 day inspection with one or two inspectors for 2 and 3-year inspection frequencies, to a 4-day inspection with three inspectors for certain extremely complex annual inspections.

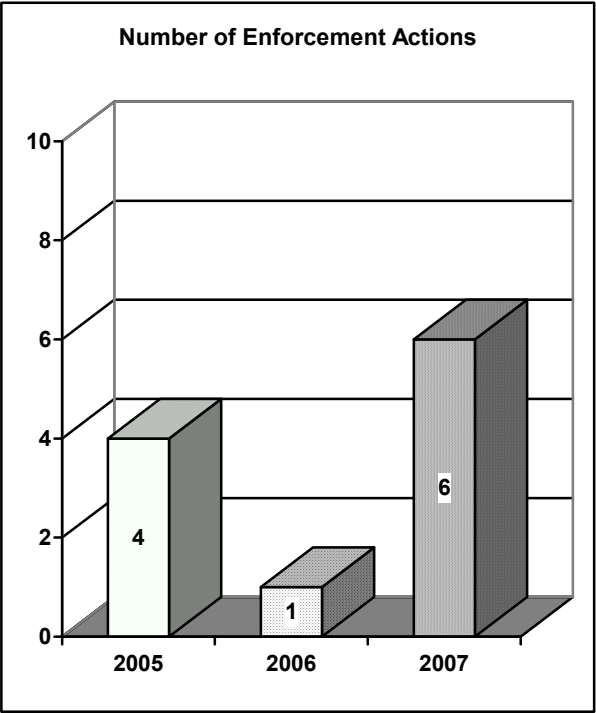
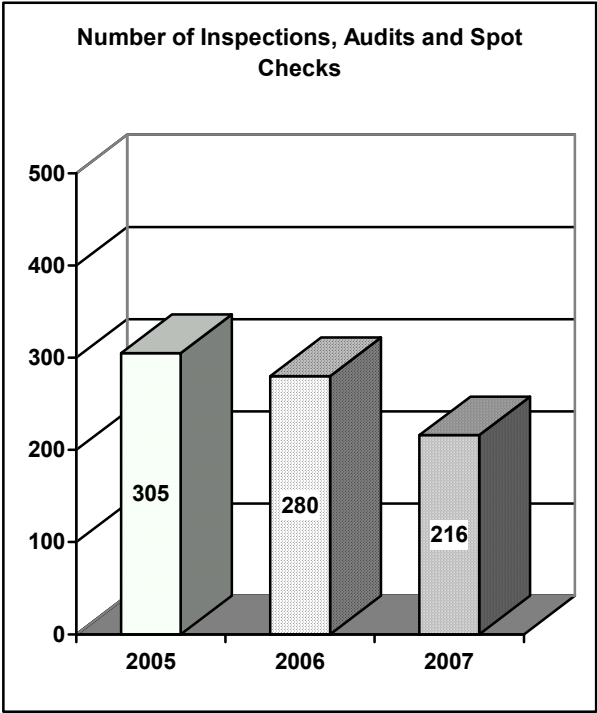
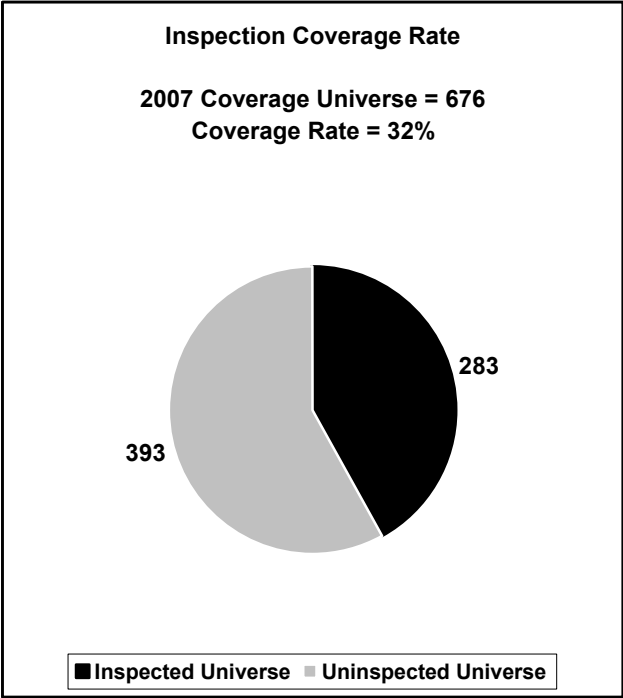
Radioactive Materials

	2007 Totals
<u>PERMITTED SITES/FACILITIES</u>	
Number of Permits/Licenses issued	537
Number of Permits/Licenses in effect at Fiscal Year End	632
<u>OTHER REGULATED SITES/FACILITIES</u>	
Sources from Other Jurisdictions	44
<u>INSPECTIONS**</u>	
Number of Sites inspected	283
Number of Inspections, Audits, Spot Checks	216
<u>COMPLIANCE PROFILE:</u>	
Number of Inspected Sites/Facilities with Significant Violations	77
% of Inspected Sites/Facilities with Significant Violations	27%
Inspection coverage Rate *	32%
<u>SIGNIFICANT VIOLATIONS</u>	
Number of Significant Violations involving Environmental or Health Impact	0
Number of Significant Violations based on Technical/Preventative Deficiencies	129
Number of Significant Violations carried over awaiting disposition from Previous Fiscal year **	31
Total	160
<u>DISPOSITION OF SIGNIFICANT VIOLATIONS</u>	
Resolved	110
Ongoing	50
<u>ENFORCEMENT ACTIONS</u>	
Number of Compliance Assistance rendered	1,280
Number of Show Cause, Remedial, Corrective Actions issued	0
Number of Stop Work Orders	0
Number of Injunctions obtained	0
Number of Penalty and Other Enforcement Actions	6
Number of Referrals to Attorney General for possible Criminal Action	3
<u>PENALTIES</u>	
Amount of Administrative or Civil Penalties obtained	\$20,900

* Coverage is computed as the number of licenses inspected divided by the sum of the number of permits/licenses in effect plus the number of sources from other jurisdictions since each could be cause for inspection.

** Inspection of a single license is counted as one inspection but inspectors may be required to visit multiple unique sites to inspect the license.

Radioactive Materials



This page intentionally left blank.

WASTE MANAGEMENT ADMINISTRATION
[http://www.mde.state.md.us/assets/document/mdeguide\(1\).pdf](http://www.mde.state.md.us/assets/document/mdeguide(1).pdf)

WASTE MANAGEMENT ADMINISTRATION EXECUTIVE SUMMARY

The Waste Management Administration's (WAS) responsibilities range from private homes to municipal landfills, military bases, large industrial complexes, and farms.

In FY 2007, the number of sites inspected and the number of site inspections conducted decreased as compared to FY 2006. The total number of inspections, spot checks and audits decreased from 44,552 in FY 2006 to 37,706 in FY 2007. Compliance assistance actions, and penalties collected increased from the previous year. The number of permits and licenses in effect decreased slightly and the number of other regulated sites/facilities increased.

The Hazardous Waste Program ensures protection of public health and the environment from releases of hazardous waste. In FY 2007, there were 19 permitted Treatment, Storage, and Disposal (TSD) facilities in Maryland. Waste minimization activities by generators of hazardous waste continue to result in reducing quantities of waste generated, and the need for treatment, storage and disposal of hazardous waste. The number of inspections, audits, and spot checks in the Hazardous Waste Program decreased from 490 in FY 2006 to 399 in FY 2007. While all the TDS facilities were inspected in FY 2007, only 1.4% of the total facilities that generate hazardous waste were inspected in FY 2007, down slightly from 1.6% in FY 2006.

In the Lead Poisoning Prevention Program, the percentage of children statewide with blood lead levels equal to or greater than 10 micrograms per deciliter has decreased from 1.3% in FY 2006 to 1.2% in FY2007, a decrease for the thirteenth consecutive year. The total number of inspections, audits and spot checks decreased from 35,407 in FY 2006 to 28,173 in FY 2007. In FY 2006 the 100% rule became effective resulting in an above average number of inspections and enforcement actions. This explains why the number of enforcement actions decreased from 708 in FY 2006 to 595 in FY 2007. Many of the enforcement actions have resulted in multiple-property or global settlements.

During this reporting period, there was a decrease in identified oil contaminated subsurface sites in the Oil Control Program from 2,173 in FY 2006 to 1,947 in FY 2007, the third year in a row of decrease. Inspections of above ground oil storage facilities decreased from 925 in FY 2006 to 830 in FY 2007. Spill response activities have shown a significant decline, possibly due to increased screening of complaints before a response, staffing levels and local jurisdiction response to incidents. The future trend in spills is uncertain, but may increase as the above ground storage tank population ages and tank integrity declines. The Program implemented a third-party inspection program for underground storage tanks to increase the number of inspections. These third-party inspections began during FY 2007 and are accounted for in the Program's performance measures table.

The Solid Waste Program is responsible for overseeing Refuse Disposal, Scrap Tires, Sewage Sludge Utilization, and Natural Wood Waste Recycling activities in the State. In the refuse disposal function, the inspection coverage rate was maintained during FY 2007 at 100%, as every permitted site was inspected. A total of 27 significant violations were resolved. The number of inspections increased from 889 in FY 2006 to 999 in FY 2007 and the number of compliance assistance actions rendered decreased from 39 in FY 2006 to 32 in FY 2007.

The scrap tire division continued the cleanup of scrap tire stockpiles, with 68 stockpiles remaining in FY 2007, up from 61 at the end of FY 2006. There was an increase in the numbers of scrap tire site inspections conducted from 747 in FY 2006 to 798 in FY 2007. The number of scrap tire enforcement actions decreased from 175 in FY 2006 to 97 in FY 2007. This 56% decrease is a reflection of the Program's success in achieving compliance by licensees during the reporting period.

In the sewage sludge division it is believed there were no instances of unpermitted land application of sewage sludge in the State during FY 2007. The Program's number of inspections increased during this reporting period from 488 in FY 2006 to 511 in FY 2007.

**Waste Management Administration
Performance Measures Executive Summary**

	2006 Totals	2007 Totals
<u>PERMITTED SITES/FACILITIES</u>		
Number of Permits/Licenses Issued	2,551	2,503
Number of Permits/Licenses in Effect at Fiscal Year End	8,723	8,537
<u>OTHER REGULATED SITES/FACILITIES</u>		
Other Sites	231,175	245,127
* Coverage (number of regulated entities requiring oversight)	136,797	144,369
<u>INSPECTIONS</u>		
Number of Sites Inspected	37,583	30,491
Number of Inspections, Audits, Spot Checks	44,552	37,706
<u>ENFORCEMENT ACTIONS</u>		
Number of Compliance Assistance Rendered	6,452	6,714
Number of Enforcement Actions Taken	1,024	931
<u>PENALTIES</u>		
Amount of Administrative or Civil Penalties Obtained	\$786,993	\$942,240

Land Restoration Program

PURPOSE

The mission of the Land Restoration Program (LRP) is to protect public health and the environment by identifying sites that are, or potentially are, contaminated by controlled hazardous substances. Once identified, the sites are prioritized for remedial activities. The sites are then listed on the State Master List (see Appendix V) and in the Disposal Site Registry.

AUTHORITY

FEDERAL: Comprehensive Environmental Response, Compensation and Liability Act (CERCLA)

STATE: Environment Article, Title 7, Subtitle 2; COMAR 26.14

PROCESS

LRP conducts environmental assessments that include investigation and sampling of sites to determine whether cleanup is necessary. If necessary, remedial activities include cleanup of sites contaminated with controlled hazardous substances. Assessments and cleanups are conducted based on available resources. The Disposal Site Registry ranks those sites that are the highest priority for investigation and remedial action based on the federal Hazard Ranking System score.

SUCSESSES/CHALLENGES:

The number of sites on the State Master List at the end of FY 2007 was 357. The 455 sites from the 2006 Report included Non Master List sites. During the year an additional 10 sites were moved to the Formerly Investigated Sites category (see Appendix V) for a total of 161 sites given this designation. The Disposal Site Registry included 17 National Priority Listed (NPL) sites, addressed by USEPA under the federal CERCLA or Superfund law. The Program conducted one Brownfields assessment, three Preliminary Assessment/Site Investigations and 4 Expanded Site Investigations during FY 2007.

The LRP has also been working with EPA on five active private NPL sites and one site proposed for the NPL. Four of the sites are in the process of Remedial Design: Maryland Sand, Gravel and Stone, Spectron, Ordnance Products and Kane & Lombard sites. The Central Chemical site is undergoing a Feasibility Study. One site proposed for the NPL, the 68th Street Dump, is being managed under the EPA's Superfund Alternative Site Initiative, which allows the Responsible Party to implement a NPL caliber remediation without NPL listing.

Hazardous Waste Program

PURPOSE

The Resource Conservation and Recovery Act (RCRA) established a system for controlling the disposition of hazardous waste from generation to disposal. The Hazardous Waste Program (HWP) regulates the management of hazardous wastes through the review and issuance of hazardous waste treatment, storage, or disposal (TSD) facility permits. HWP also partners with the U.S. Environmental Protection Agency in the review, issuance, and monitoring of Corrective Action Permits. Additionally, it enforces all permits and regulated activities involving hazardous waste generators, transporters, and TSD facilities through a program of inspections, monitoring, and enforcement actions, including the issuance of site complaints, Notices of Violation, Consent Orders and Complaint & Orders.

AUTHORITY

FEDERAL: Resource Conservation and Recovery Act (RCRA) - Subtitle C
STATE: Environment Article, Title 7, Subtitle 2; COMAR 26.13

PROCESS

HWP's Enforcement Division is responsible for violation discovery and compliance activities. The focus of the enforcement program is on permitted hazardous waste TSD facilities and hazardous waste generators that pose the greatest threat to public health and the environment, have been previously cited for violations or continue to be out of compliance. Enforcement and compliance is accomplished by scheduled inspections of permitted TSD facilities, unannounced inspections of large quantity generators of hazardous waste and investigations of complaints. All federal and State permitted facilities as well as those that receive off-site waste are inspected at least once a year. Large quantity generators that have never been inspected are the first priority along with those that have not been inspected in the last three years.

SUCCESSSES/CHALLENGES

HWP's strong enforcement and compliance program has resulted in inspection, permitting, tracking, and other regulatory activities becoming more effective, with fewer major instances of non-compliance. Pollution prevention/waste minimization initiatives resulted in better waste management and waste minimization activities, which reduced the quantity of hazardous waste generation, and, thus, the need for treatment and disposal of hazardous waste.

HWP's workload remains high since there are many small quantity and large quantity generators requiring inspection. During FY 2007, 1.4% of all facilities that generate or manage hazardous waste were inspected. This is down from 1.6% for FY 2006 due to staff vacancies. However, HWP continues to meet its EPA federal grant commitments.

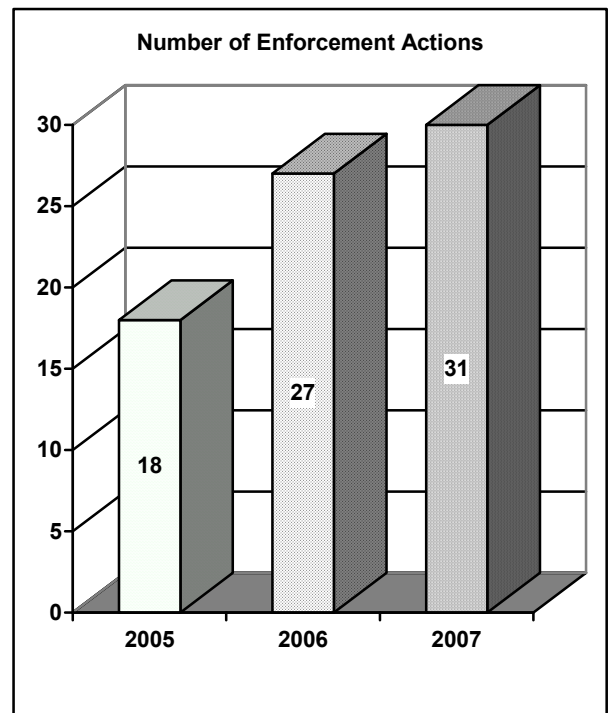
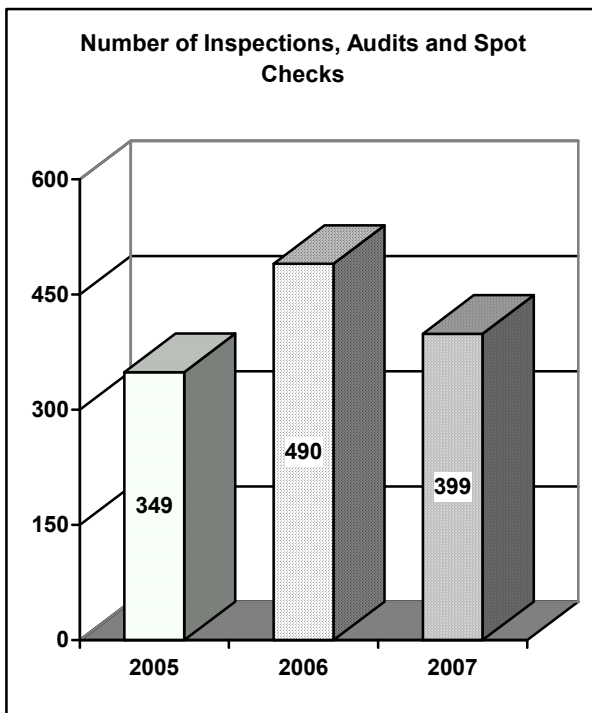
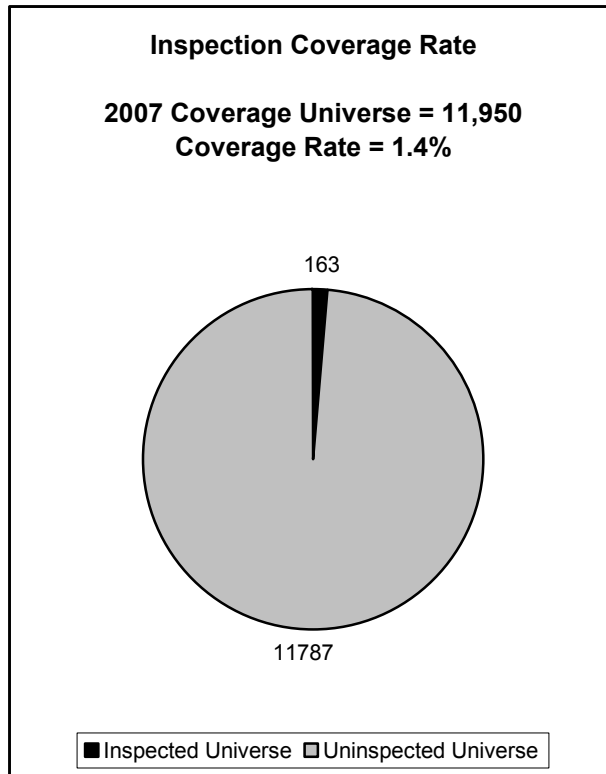
Hazardous Waste

	2007 Total
<u>PERMITTED SITES/FACILITIES</u>	
Number of permits/licenses issued	3
Number of permits/licenses in effect at fiscal year end	19
<u>OTHER REGULATED SITES/FACILITIES</u>	
Number of new EPA identification numbers issued	170
Number of generators, transporters, and permitted facilities	11,950
<u>INSPECTIONS</u>	
Number of sites/facilities inspected*	163
Number of inspections, audits, or spot checks	399
<u>COMPLIANCE PROFILE</u>	
Number of inspected sites/facilities with significant violations	31
% Of inspected sites/facilities with significant violations	19.0%
Inspection coverage rate**	1.4%
<u>SIGNIFICANT VIOLATIONS</u>	
Number of significant violations involving environmental or health impact	23
Number of significant violations based on technical/preventative deficiencies	18
Number of significant violations carried over awaiting disposition from previous fiscal year	12
Total number of violations	53
<u>DISPOSITION OF SIGNIFICANT VIOLATIONS</u>	
Resolved	41
Ongoing	12
<u>ENFORCEMENT ACTIONS</u>	
Number of compliance assistance rendered	10
Number of show cause, remedial, corrective actions issued	0
Number of stop work orders	0
Number of injunctions obtained	0
Number of penalty and other enforcement actions	31
Number of referrals to Attorney General for possible criminal action	3
<u>PENALTIES</u>	
Amount of penalties obtained	\$108,964

*All 19 permitted facilities were inspected and are included in the total.

** The coverage rate is the percent of regulated entities that were inspected by the Program during the fiscal year. This coverage rate is computed as the total number of different facilities inspected during the year divided by the total number of generators, transporters, and permitted facilities.

Hazardous Waste



Lead Poisoning Prevention Program

PURPOSE

The Lead Poisoning Prevention Program (LPPP) oversees activities designed to reduce the incidence of childhood lead poisoning. These activities involve accreditation and oversight of lead abatement services contractors, maintenance of a registry of rental properties, maintenance of a registry of children with elevated blood lead levels (greater than or equal to 10 micrograms per deciliter), and enforcement of the statute and regulations.

AUTHORITY

FEDERAL: Toxic Substances Control Act

STATE: Environment Article, Title 6, Subtitles 3, 8 & 10; COMAR 26.16.01-.04 and Environment Article, Title 7, Subtitle 2; COMAR 26.02.07

PROCESS

All affected properties (pre-1950 rental dwelling properties) must meet specified standards of care: risk reduction standards, registration of the rental property, and distribution to tenants of two documents explaining tenant rights and the hazards of lead paint. Maryland law requires that all blood lead level test results be reported to MDE, which in turn reports all results for children at risk to the local Health Departments for case management.

SUCCESSES/CHALLENGES:

The percentage of children with blood lead levels equal to or greater than 10 micrograms per deciliter (≥ 10 ug/dl) has decreased for the fourteenth consecutive year Statewide. This information is compiled from the blood test reports prepared by various laboratories. The number of children tested with elevated blood lead levels decreased from 1,331 in 2005 to 1,274 in 2006, and the percentage of children tested who had elevated blood lead levels also decreased from 1.3% to 1.2%.

The goal of the lead poisoning prevention effort is “no children having a blood lead level of 10 ug/dl or greater by the year 2010.” The Lead Poisoning Prevention Program, in cooperation with stakeholders, has developed a plan for reaching the 2010 goal. The statistics for CY 2006 show that the trends show substantial progress toward the 2010 goal.

This page intentionally left blank

Lead Poisoning Prevention

	2007 Total
<u>PERMITTED SITES/FACILITIES</u>	
Number of Permits/Licenses issued (Accreditations)	1,630
Number of Permits/Licenses (Accreditations) in effect at Fiscal Year End *	3,023
<u>OTHER REGULATED SITES/FACILITIES</u>	
Rental Dwelling Units Registered this FY **	11,459
Total Rental Dwelling Units in Registered Properties current FY ***	224,953
Affected Properties Registered as of end of FY	119,512
<u>INSPECTIONS</u>	
Number of Sites Inspected	27,503
By Accredited Lead Paint Service Providers	25,548
By MDE	1,955
Number of Inspections, Audits, Spot Checks	28,173
By Accredited Lead Paint Service Providers	25,548
By MDE	2,625
<u>COMPLIANCE PROFILE:</u>	
Number of Inspected Sites/Facilities with Significant Violations	483
% of Inspected Sites/Facilities with Significant Violations****	24.7%
Inspection coverage Rate *****	23.0%
<u>SIGNIFICANT VIOLATIONS</u>	
Number of Significant Violations involving Environmental or Health Impact	2,681
Number of Significant Violations based on Technical/Preventative Deficiencies	80
Number of Significant Violations carried over awaiting disposition from Previous FY	1,639
Total *****	4,400
<u>DISPOSITION OF SIGNIFICANT VIOLATIONS</u>	
Resolved	3,585
Ongoing	815
<u>ENFORCEMENT ACTIONS</u>	
Number of Compliance Assistance rendered	106
Number of Show Cause, Remedial, Corrective Actions issued	568
Number of Stop Work Orders	0
Number of Injunctions obtained	6
Number of Penalty and Other Enforcement Actions	21
Number of Referrals to Attorney General for possible Criminal Action	1
<u>PENALTIES</u>	
Amount of Penalties obtained	\$690,916

* The total number of Accreditations in effect as of end of FY 07. This number includes Inspectors, Risk Assessors, Supervisors, Instructors, Courses of Instruction and Contractors involved in lead related activities in Maryland.

** FY 2007 tracked only new registrations.

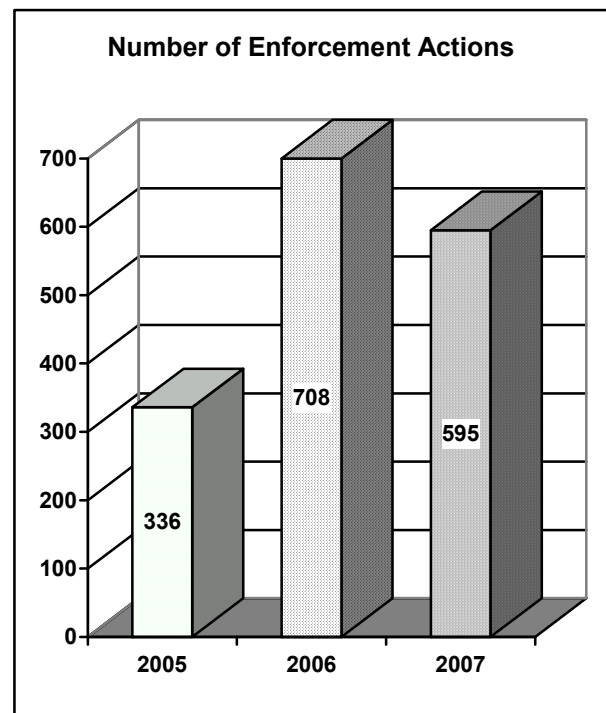
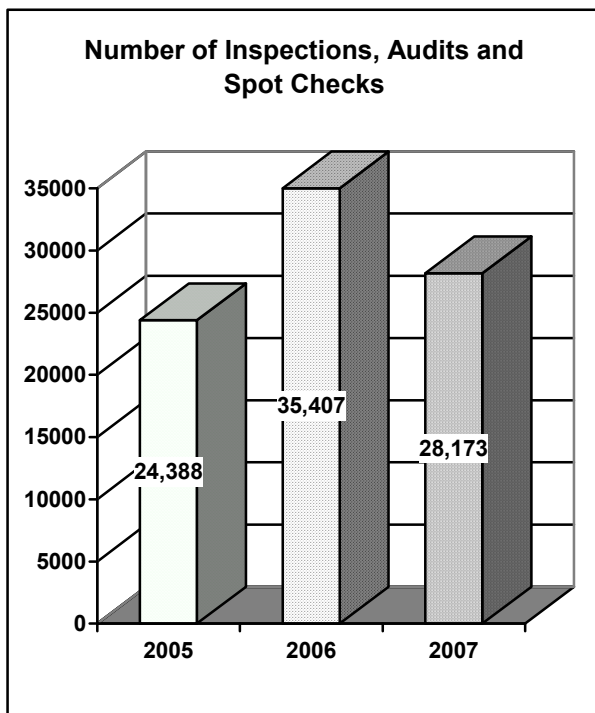
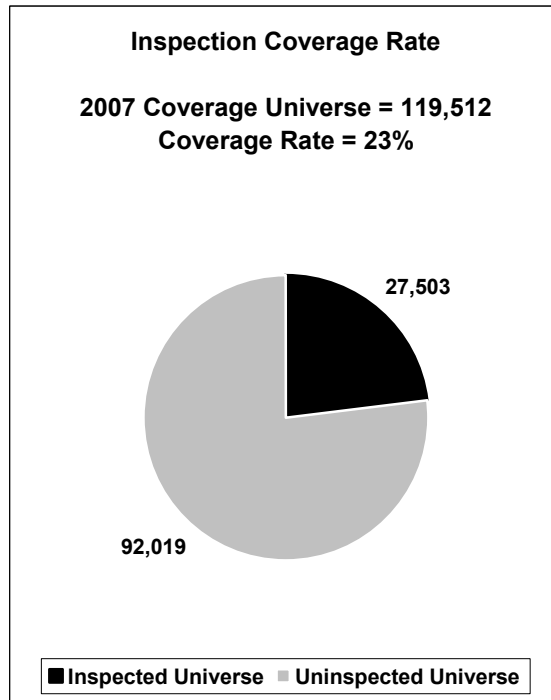
*** FY 2007 is cumulative.

****The compliance rate reflects the percentage of affected properties with lead paint where MDE conducted complaint investigations, poisoned child investigations, oversight inspections of private contractors, compliance inspections, and course audits and where significant violations were found. For FY 2000 and earlier, inspections by accredited lead paint service providers were included in the calculation.

***** Coverage rate above is computed as the total number of sites inspected and dividing that by the total number of Affected Properties Registered. Please note there is not a regulatory requirement for annual inspection of these properties.

***** Prior to FY 2006 the number of Significant Violations was not calculated correctly, and was only computing one Significant Violation per Enforcement Action. Corrections have been made to best account for the correct number of Significant Violations, and MDE's true measure of regulated properties currently under the scope of authority.

Lead Poisoning Prevention



Oil Control Program - Aboveground Facilities

PURPOSE

The Oil Control Program (OCP) performs a broad range of activities related to the safe handling, storage, and remediation of petroleum products. OCP issues permits and performs oversight for aboveground storage facilities, oil contaminated soil, and the transportation of oil products in Maryland. OCP also issues permits related to discharge activities and awards and audits licenses for the import of petroleum products into Maryland.

AUTHORITY

STATE: Environment Article, Title 4, Subtitle 4; COMAR 26.10

PROCESS

Regional environmental compliance specialists (ECS) schedule routine inspections of the facilities. During the inspection, facility conditions are documented and the permittee is advised of the status of compliance. If corrective action is warranted, the facility is directed in accordance with MDE's guidelines and procedures. The inspection frequency can be adjusted as conditions warrant. In addition, two staff engineers tasked with writing permits for these facilities visit facilities prior to the renewal of a permit. These site visits may also lead to the discovery of violations. Staff engineers also provide support to the ECS staff upon request. The ECS also responds to oil spills throughout the State at facilities that do not require a permit.

SUCCESSSES/CHALLENGES:

The combination of compliance assistance, regular permit application and review, and enforcement continues to result in improved management of aboveground storage tanks containing petroleum within the State. Inspection of above ground oil storage facilities decreased from 478 in FY 2006 to 401 in FY 2007. Spill response activities continue to decline. This may be due to increased screening of complaints before a response, staffing levels within the program and local jurisdiction response to incidents. While it is uncertain whether the incidence of spills will increase or decline over time as the above ground storage tank population ages and tank integrity declines, permit application reviews, permit renewal site visits, and random inspections continue to reveal violations that, if left unaddressed, would result in releases to the environment or catastrophic tank failure during a fire or other emergency at a facility.

This page intentionally left blank.

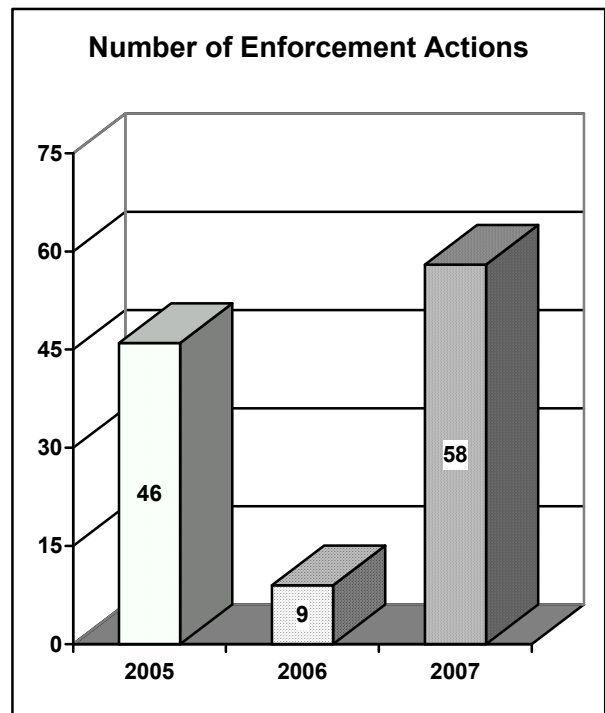
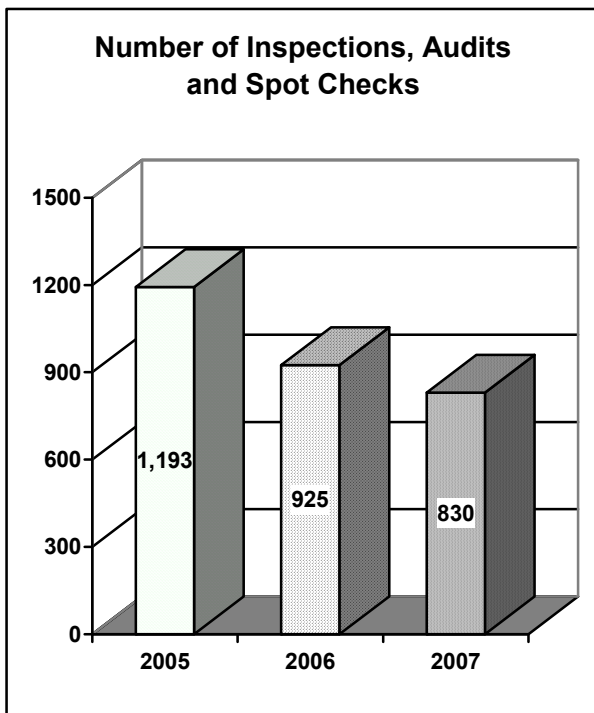
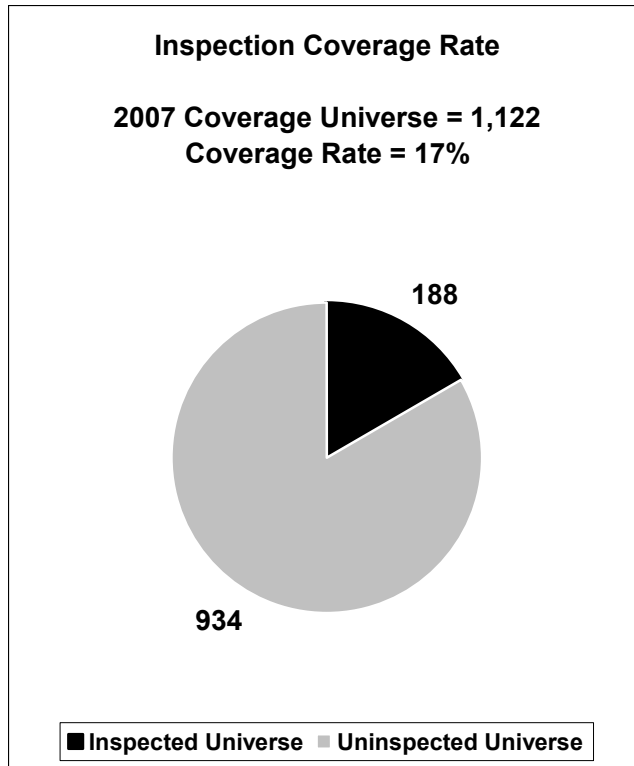
OCP - Aboveground Facilities

	2007 Totals
<u>PERMITTED SITES/FACILITIES</u>	
Number of Permits/Licenses Issued	207
Number of Permits/Licenses in Effect *	1122
<u>OTHER THAN PERMITTED REGULATED ENTITIES</u>	
Spill Response to AST sites less than permitted capacity	213
<u>INSPECTIONS</u>	
Number of Sites Inspected	401
Number of Permitted Sites Inspected	188
Number of Inspections, Audits, Spot Checks	830
<u>COMPLIANCE PROFILE:</u>	
Number of Inspected Sites/Facilities with Significant Violations	58
% of Inspected Sites/Facilities with Significant Violations	14%
Inspection coverage Rate **	17%
<u>SIGNIFICANT VIOLATIONS</u>	
Number of Significant Violations involving Environmental or Health Impact	11
Number of Significant Violations based on Technical/Preventative Deficiencies	47
Number of Significant Violations carried over awaiting disposition from Previous Fiscal Year	95
Total Significant Violations	153
<u>DISPOSITION OF SIGNIFICANT VIOLATIONS</u>	
Resolved	36
Ongoing	117
<u>ENFORCEMENT ACTIONS</u>	
Number of Compliance Assistance Rendered	780
Number of Show Cause, Remedial, Corrective Actions Issued	0
Number of Stop Work Orders	0
Number of Injunctions Obtained	0
Number of Penalty and Other Enforcement Actions (not included in above)	58
Number of referrals to Attorney General for possible Criminal Action	1
<u>PENALTIES</u>	
Amount of Penalties Obtained	\$30,495

* Permits/licenses. This includes Oil Above Ground Storage Tanks and Oil Contaminated Soil Operations. The Oil (Contaminated Soil) Operations Permit is issued to facilities within the State of Maryland that store and/or treat soil contaminated with petroleum product from underground storage tank leaks or surface spills. Due to the small number of facilities involved, these numbers were incorporated into the Oil Aboveground Facilities numbers beginning in Fiscal Year 1999.

** Coverage rate above is computed as the total number of permitted sites inspected and dividing that by the sum of the total number of permits/licenses in effect. Spill response to AST sites less than permitted capacity is part of the Program's universe. However, this number is not included in the inspection coverage rate in order to not bias the evaluation of the Program's goal to visit each permitted site on an annual basis.

OCP - Aboveground Facilities



Oil Control Program - Pollution Remediation Activities

PURPOSE

The Oil Control Program (OCP) oversees remediation activities at sites where petroleum products have been discharged and are impacting soil or groundwater. The oversight ensures that responsible parties remediate the site in a timely manner, protecting the public's health and the environment. The majority of sites are gasoline service stations, operating and closed. Sites also include businesses that have their own petroleum distribution systems for use in vehicle fleets and commercial and residential heating oil systems.

AUTHORITY

FEDERAL: Resource Conservation and Recovery Act - Subtitle I

STATE: Environment Article, Title 4, Subtitle 4; COMAR 26.10

PROCESS

Groundwater and soil cleanups are highly technical in nature, usually requiring numerous site visits, meetings, and time. When a release of petroleum product is reported to OCP, a team of specialists is assigned to investigate. The team prioritizes the response effort to the release, based on product type, amount released, and potential impacts from the release. Each site is in violation by virtue of the fact that a release has occurred. Inspection frequency is also determined as site-specific conditions warrant. During the inspection of remedial sites, conditions are documented and the responsible party is given direction and advised of the status of compliance. There are cases where the responsible party fails to perform the necessary steps to remediate the discharge. If enforcement action is warranted, the action will be performed in accordance with MDE's guidelines and procedures.

SUCCESSSES/CHALLENGES:

The field activity performed by OCP staff continues to reflect the commitment in time and resources needed to adequately oversee the cleanups performed by responsible parties in the State. Multiple site visits during the fiscal year are needed to ensure compliance with approved corrective action plans, especially at release sites that could impact drinking water wells. OCP has found that a strong field presence and frequent communication with the responsible party increases compliance. This approach has more often than not resulted in the containment of releases to the property where they occurred and for those that had already migrated off the site, the implementation of a remedial response that prevents further migration.

This reporting period, OCP has been able to reduce the identified sites from 2,173 in FY 2006 to 1,947 in FY 2007. This is the third year a decline has been noted. This may be attributable to OCP case managers' efficient prioritization of workload and sustained effort to move cases toward closure.

This page intentionally left blank

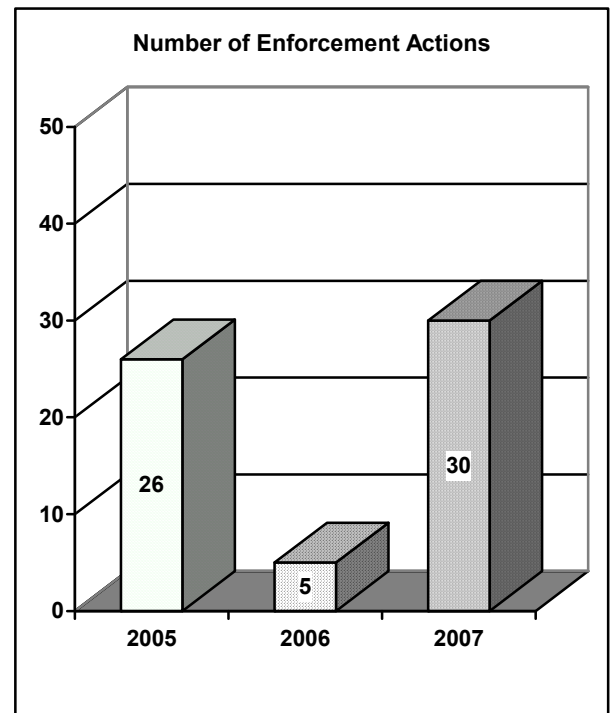
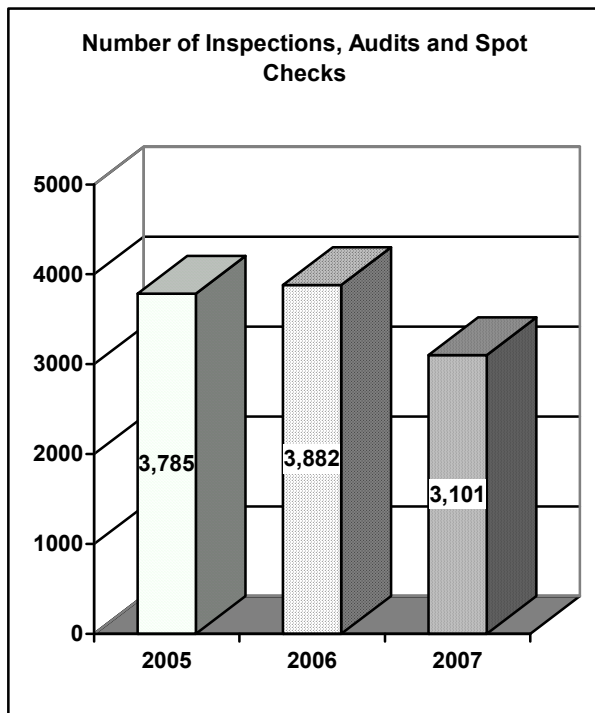
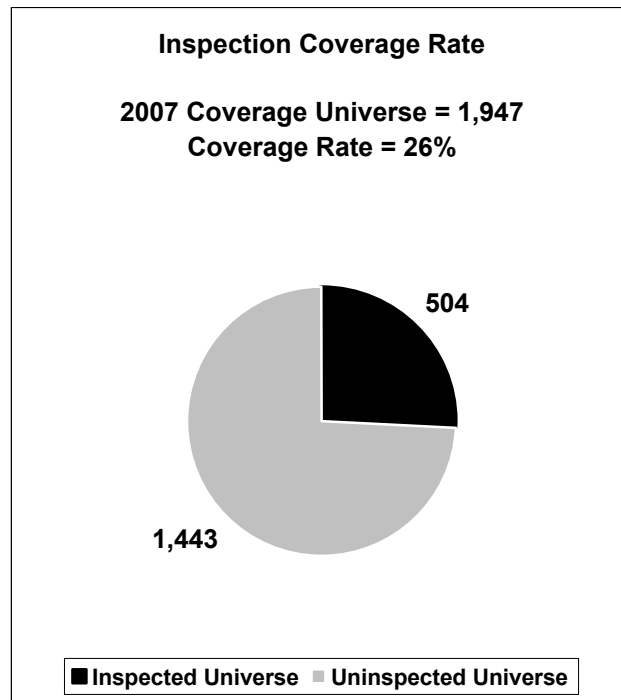
Oil Pollution Remediation Activities

	2007 Totals
<u>PERMITTED SITES/FACILITIES</u>	
Number of Permits/Licenses issued	N/A
Number of Permits/Licenses in effect at Fiscal Year End	N/A
<u>OTHER REGULATED SITES/FACILITIES</u>	
Identified Locations where there is a discharge impacting soil or groundwater. MDE approved remediation being conducted in an environmentally protective manner. *	1947
<u>INSPECTIONS</u>	
Number of Sites inspected	504
Number of Inspections, Audits, Spot Checks	3,101
<u>COMPLIANCE PROFILE:</u>	
Number of Inspected Sites/Facilities with Significant Violations	30
% of Inspected Sites/Facilities with Significant Violations	6%
Inspection coverage Rate **	26%
<u>SIGNIFICANT VIOLATIONS</u>	
Number of Significant Violations involving Environmental or Health Impact	30
Number of Significant Violations based on Technical/Preventative Deficiencies	0
Number of Significant Violations carried over awaiting disposition from Previous Fiscal year	59
Total	89
<u>DISPOSITION OF SIGNIFICANT VIOLATIONS</u>	
Resolved	35
Ongoing	54
<u>ENFORCEMENT ACTIONS</u>	
Number of Compliance Assistance rendered	3,071
Number of Show Cause, Remedial, Corrective Actions issued	0
Number of Stop Work Orders	0
Number of Injunctions obtained	0
Number of Penalty and Other Enforcement Actions	30
Number of Referrals to Attorney General for possible Criminal Action	0
<u>PENALTIES</u>	
Amount of Penalties obtained	\$54,233

* Prior to FY 1999, this number only included releases from federally regulated UST motor fuel. After FY 99 the number reflects all oil releases that have impacted the subsurface environment from any oil UST, AST or transport facility. Wording was changed in FY 2002 to reflect this definition.

** Coverage rate is computed as the total number of sites inspected and dividing that by the total number of identified locations where there is groundwater or soil impact.

Oil Pollution Remediation Activities



Oil Control Program – Underground Storage Tank Systems

PURPOSE

The underground storage tank function of the Oil Control Program (OCP) is a prevention program that seeks to reduce the incidence and severity of releases associated with the storage of regulated substances in Underground Storage Tank Systems (UST) throughout the State of Maryland. This is accomplished through ensuring compliance with operational requirements at sites that include service stations, oil terminals, churches, hospitals, schools, military facilities, marinas and similar facilities.

AUTHORITY

FEDERAL: Resource Conservation and Recovery Act - Subtitle I

STATE: Environment Article, Title 4, Subtitle 4; COMAR 26. 10.

PROCESS

The Program assists tank owners in the prevention of the release of regulated substances by ensuring compliance with detailed State and federal regulations. These include release detection, corrosion and overfill prevention, insurance requirements, and construction standards. All regulated UST systems in Maryland must be registered with the Department. All tank technicians and inspectors must pass a MDE test and maintain a certification with the Program.

SUCSESSES/CHALLENGES:

In FY 2007 OCP implemented a private third party inspection program. The number of sites inspected has increased from 399 in FY 2006 to 908 in FY 2007 due in part to the third party inspection program. The facilities that were inspected showed a 96% compliance rate, which is above the national average.

This page intentionally left blank.

Oil Underground Storage Tank Systems

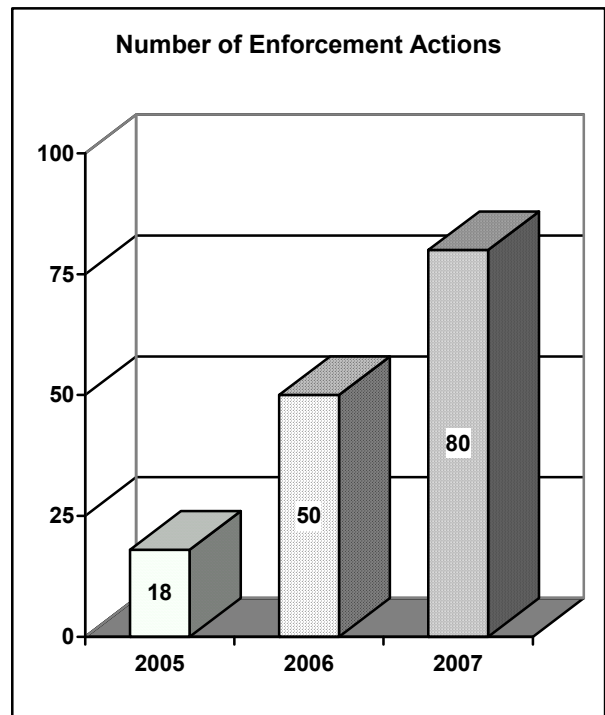
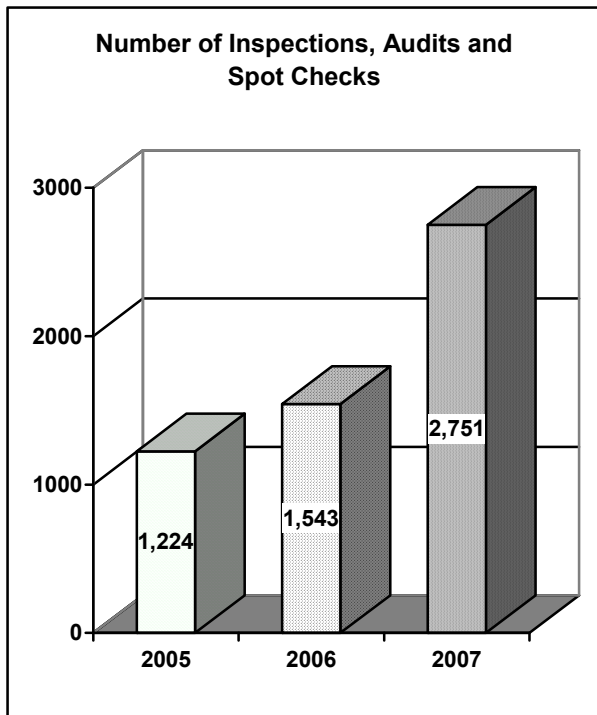
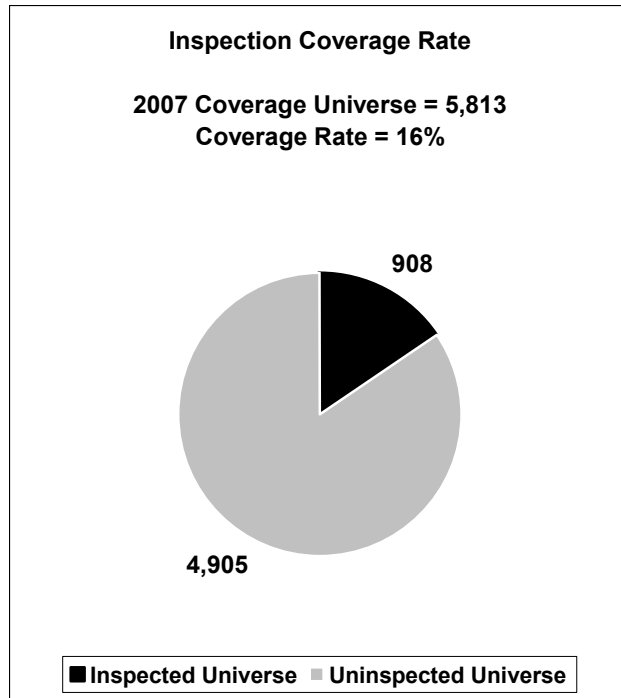
	2007 Total
<u>PERMITTED SITES/FACILITIES*</u>	
Number of Permits/Licenses issued (Technician & Remover Certifications)	211
Number of Permits/Licenses (Technician & Remover Certifications) in effect at Fiscal Year End	432
<u>OTHER REGULATED SITES/FACILITIES</u>	
Registered underground storage tank sites	5,813
<u>INSPECTIONS***</u>	
Number of Sites inspected	908
By Accredited MDE-Certified Inspectors	283
By MDE	625
Number of Inspections, Audits, Spot Checks	2,751
By Accredited MDE-Certified Inspectors	283
By MDE	2468
<u>COMPLIANCE PROFILE:</u>	
Number of Inspected Sites/Facilities with Significant Violations	58
% of Inspected Sites/Facilities with Significant Violations	4%
Inspection coverage Rate **	16%
<u>SIGNIFICANT VIOLATIONS</u>	
Number of Significant Violations involving Environmental or Health Impact	58
Number of Significant Violations based on Technical/Preventative Deficiencies	0
Number of Significant Violations carried over awaiting disposition from Previous Fiscal year	88
Total	146
<u>DISPOSITION OF SIGNIFICANT VIOLATIONS</u>	
Resolved	31
Ongoing	115
<u>ENFORCEMENT ACTIONS</u>	
Number of Compliance Assistance rendered	2,666
Number of Show Cause, Remedial, Corrective Actions issued	0
Number of Stop Work Orders	0
Number of Injunctions obtained	0
Number of Penalty and Other Enforcement Actions	80
Number of Referrals to Attorney General for possible Criminal Action	1
<u>PENALTIES</u>	
Amount of Penalties obtained	\$22,596

*Certified UST technicians and removers are part of the regulated community and, therefore, the inspection universe, and are included in the Report FY 2000 forward.

** Coverage rate above is computed as the total number of sites inspected and dividing that by the total number of registered UST sites. Technician and Remover Certifications are part of the Program's universe. However, this number is not included in coverage rate in order not to bias the evaluation of the Program's goal to visit each underground storage tank system on a routine basis.

*** On May 6, 2006 Oil Control Program required the first MDE-certified inspections conducted in Maryland. When a tank owner receives notice for inspection from MDE, they must hire one of the highly trained private inspectors. Because of this new Maryland and EPA authorized program, inspections for USTs will increase, thus preventing releases and protecting the environment.

Oil Underground Storage Tank Systems



Refuse Disposal

PURPOSE

Improper handling of domestic, commercial, and industrial wastes can pose direct threats to both the public health and the quality of Maryland's water resources. The Solid Waste Program is responsible for important elements of environmental regulation: the review of the technical information needed to support application for new solid waste disposal facilities, the environmental monitoring of those facilities once permitted, and the inspection and enforcement of regulations at permitted and unpermitted disposal facilities. Regulated solid waste acceptance facilities include municipal landfills, rubble landfills, land clearing debris landfills, non-hazardous industrial waste landfills, municipal incinerators, solid waste processing facilities, and transfer stations.

AUTHORITY

FEDERAL: Resource Conservation and Recovery Act - Subtitle D; 40 CFR 257 and 258D
STATE: Environment Article, Title 9, Subtitle 2; COMAR 26.04.07

PROCESS

Permits for the construction and operation of solid waste acceptance facilities ensure that facilities are designed and operated in a manner protective of public health and the environment. Permit review activities cover environmental and engineering elements to ensure state-of-the-art techniques protect the State's surface water, groundwater, air, and other natural resources. Routine unannounced inspections are performed at the facilities to ensure compliance, with a large percentage of inspectors' time investigating complaints of unpermitted facilities and open dumps. Compliance staff performs inspections to find, stop, and clean up illegal dumps and reduce odor, soil erosion, discharges of pollutants to surface water, and groundwater pollution, and may issue corrective orders and penalties for violations. Also, geologists and engineers review groundwater monitoring and soil gas data to detect aqueous or gaseous pollutants, which may be migrating through the ground from landfills and dumpsites. When releases are detected, plans for landfill caps, groundwater and gas extraction, and treatment systems are required.

SUCCESSSES/CHALLENGES:

The Solid Waste Program's inspection coverage rate for permitted refuse disposal facilities was 100% in FY 2007. The percentage of inspected facilities in significant compliance decreased during FY 2007 to 93% from 95% in FY2006 and a total of 27 of 37 significant violations were resolved. The Solid Waste Program's number of inspections increased during FY 2007 to 999 from 889 in FY 2006, an 11% increase. Compliance assistance actions decreased from 39 in FY 2006 to 32 in FY 2007, but enforcement actions increased to 27 in FY 2007 from 22 in FY2006. Three cases were forwarded to the Attorney General for criminal investigations. The Solid Waste Program continues to be challenged by staff shortages and the need to retain trained inspectors. The Program's solid waste activities operate solely on general funds.

This page intentionally left blank.

Refuse Disposal

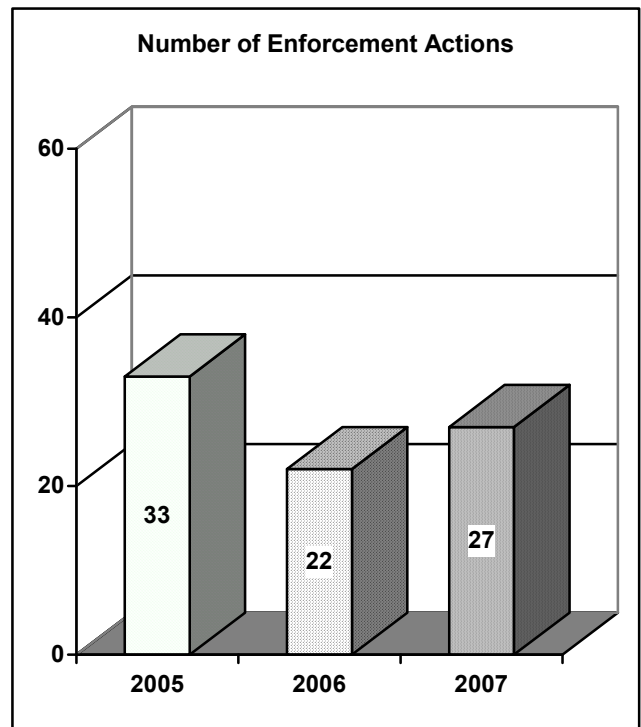
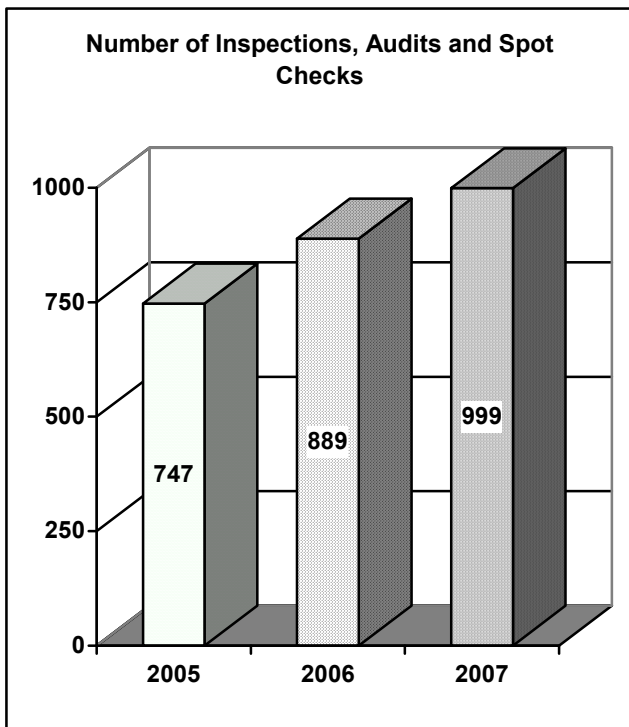
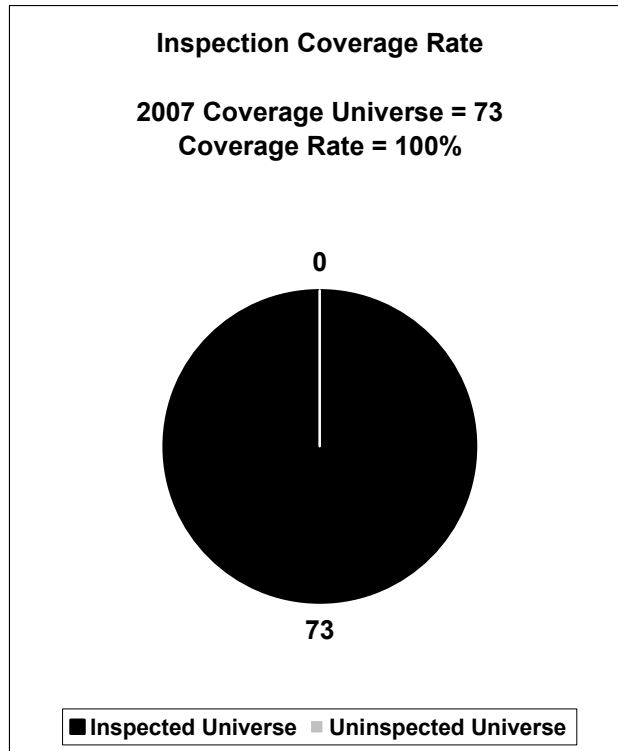
	2007 Totals
<u>PERMITTED SITES/FACILITIES</u>	
Number of Permits/Licenses issued	11
Number of Permits/Licenses in effect at Fiscal Year End *	80
<u>OTHER REGULATED SITES/FACILITIES</u>	
Unpermitted sites with ongoing violations	5
<u>INSPECTIONS</u>	
Number of Sites Inspected ***	255
Number of Permitted Facilities Inspected	73
Number of Inspections, Audits, Spot Checks	999
<u>COMPLIANCE PROFILE:</u>	
Number of Inspected Sites/Facilities with Significant Violations	24
% of Inspected Sites/Facilities with Significant Violations	9%
Inspection coverage Rate **	100%
<u>SIGNIFICANT VIOLATIONS</u>	
Number of Significant Violations involving Environmental or Health Impact	0
Number of Significant Violations based on Technical/Preventative Deficiencies	27
Number of Significant Violations carried over awaiting disposition from Previous Fiscal year	10
Total	37
<u>DISPOSITION OF SIGNIFICANT VIOLATIONS</u>	
Resolved	27
Ongoing	10
<u>ENFORCEMENT ACTIONS</u>	
Number of Compliance Assistance rendered	32
Number of Show Cause, Remedial, Corrective Actions issued	0
Number of Stop Work Orders	0
Number of Injunctions obtained	0
Number of Penalty and Other Enforcement Actions	27
Number of Referrals to Attorney General for possible Criminal Action	3
<u>PENALTIES</u>	
Amount of Penalties obtained	\$26,936

* There were 20 active Ground Water Discharge permits were in effect that were issued to refuse disposal facilities at the end of FY2007. These permits are solid waste program's workload but do not need to be counted as refuse disposal permits.

** Coverage rate above is computed as the total number of permitted facilities inspected (73) and dividing that by the total number permitted facilities (73). The Program's goal is to perform monthly site visits. However, this coverage rate is computed as an annual figure.

*** 73 of the 255 sites were permitted facilities. The remaining sites included unpermitted dumpings, citizen complaints and other similar solid waste issues.

Refuse Disposal



Scrap Tires

PURPOSE

Licenses are required for the hauling, collection, storage, processing, recycling, and burning of scrap tires as tire-derived fuel. These licenses ensure that scrap tires are managed in a manner protective of public health and the environment.

AUTHORITY

STATE: Environment Article, Title 9, Subtitle 2;
Environment Article, Title 10, Nuisance Abatement;
COMAR 26.04.08

PROCESS

The licensing system is intended to regulate the management of scrap tires and prevent illegal dumping. A State fund may be utilized when a landowner fails to clean up a scrap tire dump. MDE cost recovery from the landowner or other identifiable responsible party for all costs associated with the cleanup is required. In general, larger scrap tire facilities are inspected more frequently than smaller ones through routine unannounced inspections. Inspectors also investigate citizen complaints about illegal dumping or handling of scrap tires. Corrective orders and penalties may be issued for violations in accordance with Department guidelines and procedures.

SUCSESSES/CHALLENGES:

The scrap tire division continued the cleanup of scrap tire stockpiles, with 68 stockpiles containing approximately 1.6 million scrap tires remaining in FY 2007. New stockpiles are discovered every year with a total of 19 sites discovered during FY 2007. A total of 23 stockpiles were cleaned up in 2007 resulting in removal of 11,000 scrap tires. MDE partnerships with local governments are removing thousands of tires from the environment by providing drop-off sites and citizens drop off (amnesty) days.

There was a noticeable increase (6%) in the numbers of scrap tire site inspections conducted in FY 2007 to 798 from 747 in FY 2006. The number of compliance assistance actions rendered increased to 16 in FY 2007 from 8 in FY 2006.

The Program continues to issue Notices of Violation to license holders that fail to submit required semi-annual reports and has initiated a process for issuing administrative orders to those who did not respond to outstanding Notices of Violation. The Program issued 97 enforcement actions during FY 2007 including 82 Notices of Violation, 15 other administrative orders with penalties, and 3 referrals to Attorney General for possible criminal actions.

This page intentionally left blank.

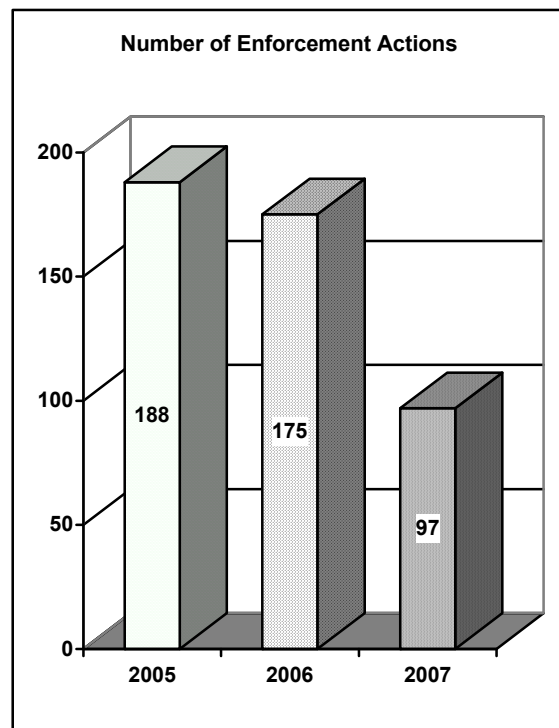
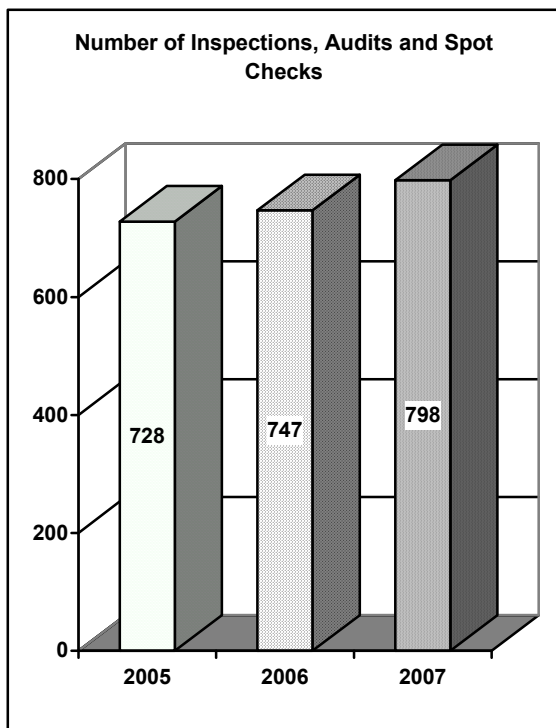
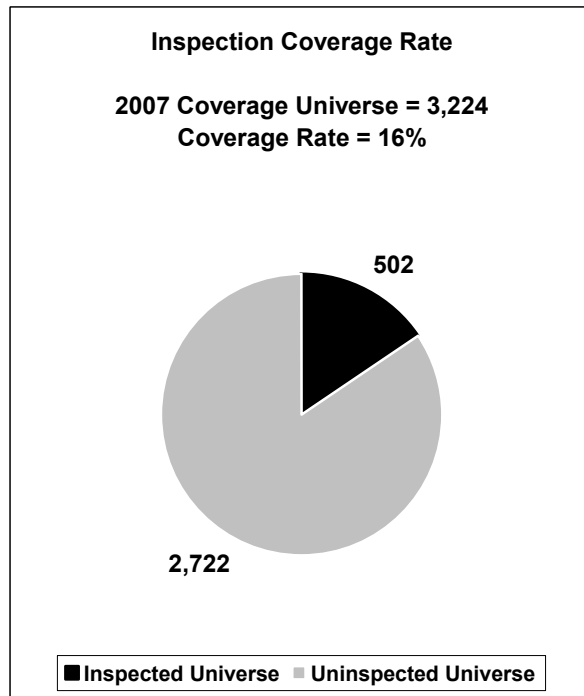
Scrap Tires

	2007 Totals
<u>PERMITTED SITES/FACILITIES</u>	
Number of Permits/Licenses issued	287
Number of Permits/Licenses in effect at Fiscal Year End	3156
<u>OTHER REGULATED SITES/FACILITIES</u>	
Stockpiles to be cleaned up	68
<u>INSPECTIONS</u>	
Number of Sites inspected	502
Number of Inspections, Audits, Spot Checks	798
<u>COMPLIANCE PROFILE:</u>	
Number of Inspected Sites/Facilities with Significant Violations	5
% of Inspected Sites/Facilities with Significant Violations	1%
Inspection coverage Rate *	16%
<u>SIGNIFICANT VIOLATIONS</u>	
Number of Significant Violations involving Environmental or Health Impact	0
Number of Significant Violations based on Technical/Preventative Deficiencies**	97
Number of Significant Violations carried over awaiting disposition from Previous Fiscal year	106
Total	203
<u>DISPOSITION OF SIGNIFICANT VIOLATIONS</u>	
Resolved	57
Ongoing	146
<u>ENFORCEMENT ACTIONS</u>	
Number of Compliance Assistance rendered	16
Number of Show Cause, Remedial, Corrective Actions issued	0
Number of Stop Work Orders	0
Number of Injunctions obtained	0
Number of Penalty and Other Enforcement Actions	97
Number of Referrals to Attorney General for possible Criminal Action	3
<u>PENALTIES</u>	
Amount of Penalties obtained	\$8,100

* Coverage rate above is computed as the total number of sites inspected and dividing that by the total number of permits/licenses in effect plus the number of stockpiles to be cleaned up.

** All but 8 of these violations were a result of failure to submit required reports.

Scrap Tires



Sewage Sludge Utilization

PURPOSE

Permits are required for the transportation, collection, handling, storage, treatment, land application, or disposal of sewage sludge in the State. The purpose of the permits is to ensure that sewage sludge is managed in a manner that is protective of public health and the environment. Sewage sludge utilized in Maryland is applied mostly for agricultural uses, composted, pelletized, landfilled, or incinerated. Permit requirements include preparation of applicable nutrient management plans and other necessary documents.

AUTHORITY

STATE: Environment Article, Title 9, Subtitle 2; COMAR 26.04

PROCESS

Composting facilities, pelletizers, and storage facilities are inspected several times per year. Landfill disposal operations are inspected during the course of routine landfill inspections. Land application sites are inspected when the workload allows or when complaints are received. The inspector may recommend corrective actions to take, if any are required, and issue a site complaint if a significant violation is found. Corrective orders and penalties may be issued for violations in accordance with Department guidelines and procedures. Inspectors also investigate citizens' complaints about sewage sludge utilization.

SUCCESSSES/CHALLENGES:

The Program's number of inspections increased during this reporting period to 511 from 488 in FY 2006. During FY 2007 there were no instances of unpermitted land application of sewage sludge in the State or instances of environmental or health impact. This is attributed to the Program's efforts to work with the regulated community over the last several years.

Further, 96% of inspected facilities were in significant compliance and a majority of (11 out of 12) significant violations were resolved during the year. In addition, 8 enforcement actions were taken and a total number of 15 compliance assistance actions were rendered. The high compliance rate is due to the small and highly experienced nature of the regulated community – there are a relatively small number of governments and companies engaged in this work and the operators are familiar with the regulations and permit conditions.

When considering the coverage rate for sewage sludge utilization sites, it should be noted that many of these sites are farm fields that may only receive sewage sludge once or twice during a five-year permit life. Inspection efforts are concentrated toward sites where sludge is actively being applied.

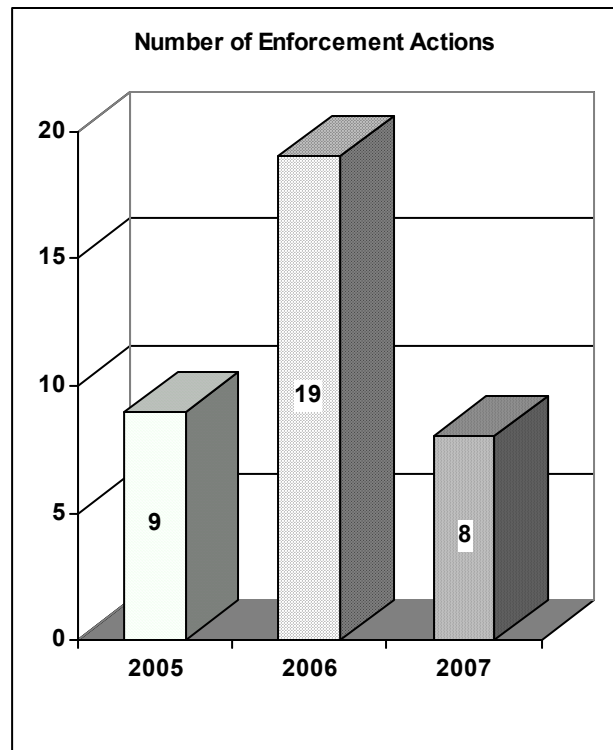
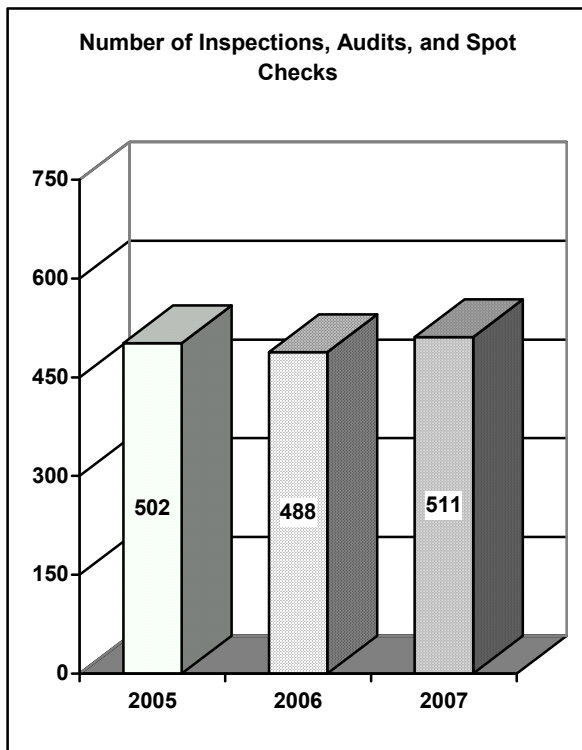
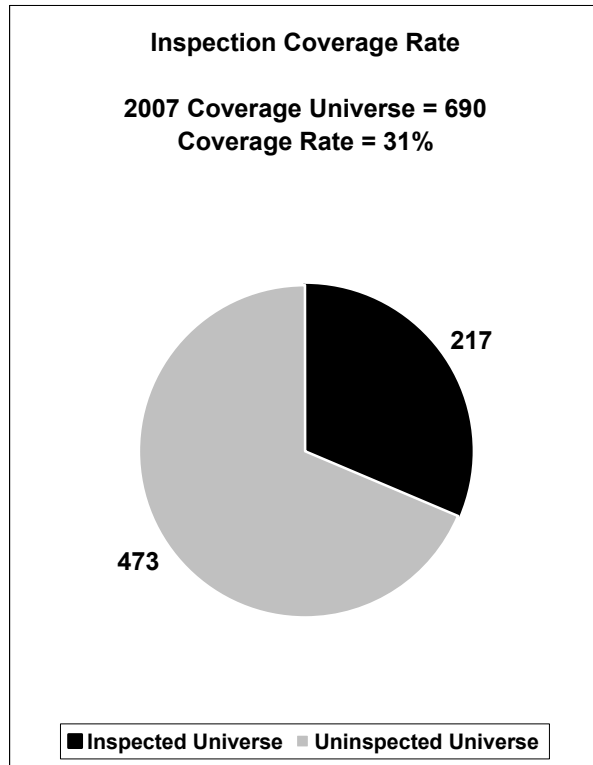
This page intentionally left blank

Sewage Sludge Utilization

	2007 Totals
<u>PERMITTED SITES/FACILITIES</u>	
Number of Permits/Licenses issued	147
Number of Permits/Licenses in effect at Fiscal Year End	690
<u>OTHER REGULATED SITES/FACILITIES</u>	
Unpermitted sites with ongoing violations (added fy02)	0
<u>INSPECTIONS</u>	
Number of Sites inspected	217
Number of Inspections, Audits, Spot Checks	511
<u>COMPLIANCE PROFILE:</u>	
Number of Inspected Sites/Facilities with Significant Violations	5
% of Inspected Sites/Facilities with Significant Violations	4%
Inspection coverage Rate *	31%
<u>SIGNIFICANT VIOLATIONS</u>	
Number of Significant Violations involving Environmental or Health Impact	0
Number of Significant Violations based on Technical/Preventative Deficiencies	8
Number of Significant Violations carried over awaiting disposition from Previous Fiscal year	4
Total	12
<u>DISPOSITION OF SIGNIFICANT VIOLATIONS</u>	
Resolved	11
Ongoing	1
<u>ENFORCEMENT ACTIONS</u>	
Number of Compliance Assistance rendered	13
Number of Show Cause, Remedial, Corrective Actions issued	0
Number of Stop Work Orders	0
Number of Injunctions obtained	0
Number of Penalty and Other Enforcement Actions	8
Number of Referrals to Attorney General for possible Criminal Action	0
<u>PENALTIES</u>	
Amount of Penalties obtained	\$0

* Coverage rate above is computed as the total number of sites inspected and dividing that by the total number of permits/licenses in effect.

Sewage Sludge Utilization



Natural Wood Waste Recycling

PURPOSE

Permits are required for the operation of facilities that recycle natural wood waste (stumps, root mat, branches, logs, and brush). Recycling is conducted by chipping the wastes and converting them into mulch, and is regulated by the conditions in the permit. The purpose of these permits is to ensure that natural wood wastes are managed in a manner protective of public health and the environment. In particular, the permitting system is intended to prevent large-scale fires at these facilities. A General Permit is authorized and in use for facilities following common industry practices as described in the regulation.

AUTHORITY

STATE: Environment Article, Title 9, Subtitle 17; COMAR 26.04

PROCESS

Routine unannounced inspections may be performed at these facilities several times per year to ensure compliance. MDE inspectors also investigate citizen complaints about wood waste recycling operations. Corrective orders and penalties may be issued for violations in accordance with Department guidelines and procedures.

SUCSESSES/CHALLENGES:

The Solid Waste Program's natural wood waste inspection coverage rate was maintained at 100% in FY2007. A total of 15 significant violations were resolved, reducing the count of un-permitted sites to 7 as compared to 14 reported in FY2006.

The Solid Waste Program's number of inspections decreased during FY2007 to 144 from 181 in FY 2006, however, the number of compliance assistance actions rendered significantly increased from 5 in FY 2006 to 20 in FY 2007. A total of 27 out of 31 permitted facilities complied with the annual reporting requirements and submitted their completed natural wood waste tonnage reports.

Natural wood waste facilities were targeted for additional inspections after several severe fires at this type of facility in FY 2002. Although the Department is mandated to have a natural wood waste facility program, there are no inspectors provided in the budget for this activity. Therefore, inspections of these facilities come at the expense of solid waste, sewage sludge and scrap tire inspections.

This page intentionally left blank.

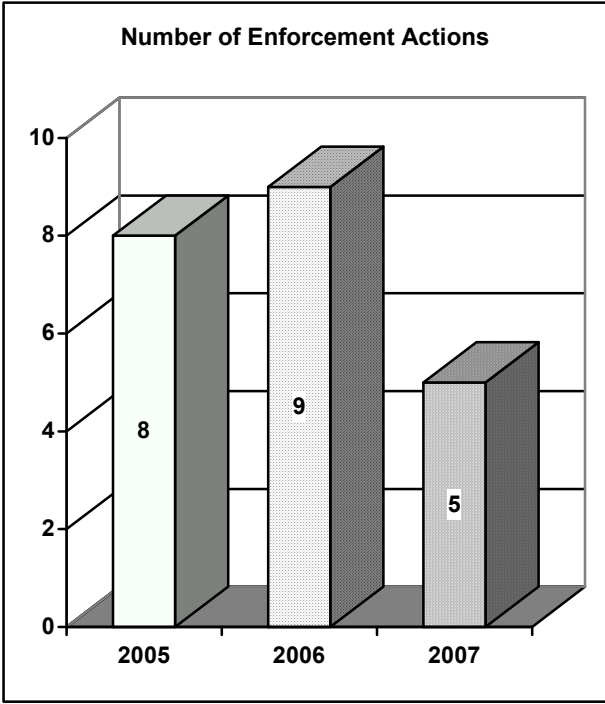
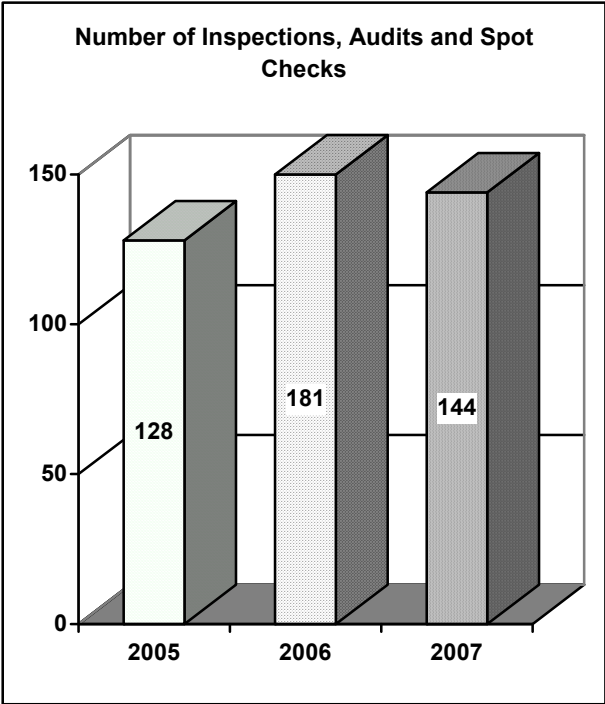
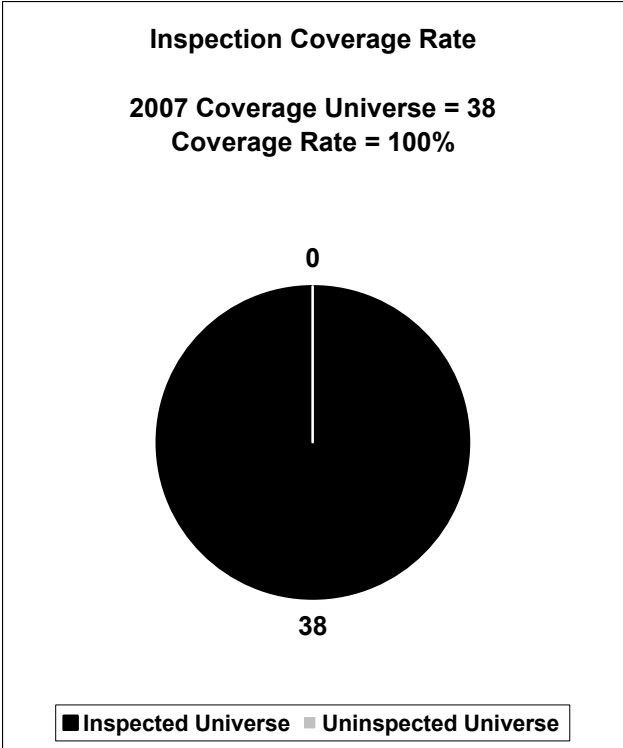
Natural Wood Waste Recycling

	2007 totals
<u>PERMITTED SITES/FACILITIES</u>	
Number of Permits/Licenses issued	7
Number of Permits/Licenses in effect at Fiscal Year End	31
<u>OTHER REGULATED SITES/FACILITIES</u>	
Unpermitted sites with ongoing violations	1
Unpermitted sites at Fiscal Year End	7
<u>INSPECTIONS</u>	
Number of Sites inspected*	38
Number of Inspections, Audits, Spot Checks	144
<u>COMPLIANCE PROFILE:</u>	
Number of Inspected Sites/Facilities with Significant Violations	3
% of Inspected Sites/Facilities with Significant Violations	7%
Inspection Coverage Rate **	100%
<u>SIGNIFICANT VIOLATIONS</u>	
Number of Significant Violations involving Environmental or Health Impact	1
Number of Significant Violations based on Technical/Preventative Deficiencies	4
Number of Significant Violations carried over awaiting disposition from Previous Fiscal year	11
Total	16
<u>DISPOSITION OF SIGNIFICANT VIOLATIONS</u>	
Resolved	15
Ongoing	1
<u>ENFORCEMENT ACTIONS</u>	
Number of Compliance Assistance rendered	20
Number of Show Cause, Remedial, Corrective Actions issued	0
Number of Stop Work Orders	0
Number of Injunctions obtained	0
Number of Penalty and Other Enforcement Actions	5
Number of Referrals to Attorney General for possible Criminal Action	0
<u>PENALTIES</u>	
Amount of Penalties obtained	\$0

*Number of inspected sites includes permitted facilities, government facilities that do not require permits, unpermitted natural wood waste operations and citizen complaints.

** Coverage rate is computed as the total number of sites inspected and dividing that by the total number of Permits/Licenses in effect plus the number of unpermitted sites discovered and inspected.

Natural Wood Waste Recycling



This page intentionally left blank.

WATER MANAGEMENT ADMINISTRATION
[http://www.mde.state.md.us/assets/document/mdeguide\(1\).pdf](http://www.mde.state.md.us/assets/document/mdeguide(1).pdf)

Water Management Administration Executive Summary

The Water Management Administration (WMA) has inspection and enforcement responsibilities for the water quality and resource conservation programs that follow in this report. The Water Supply Program is responsible for drinking water compliance and the Nonpoint Source Program is responsible for dam safety compliance. The Compliance Program is responsible for compliance associated with groundwater discharges, surface water discharges and NPDES permits, pretreatment, erosion and sediment control for construction activity, coal mining, non-coal mining, oil and gas exploration and production, waterway construction, and tidal and non-tidal wetlands.

This year, the Compliance Program was able to fill several vacant compliance inspector positions, but lost other inspectors to retirements and departures for other job opportunities. This translated into an increased number of full-time inspector vacancies in the Compliance Program during part or all of the year. Sediment and erosion control inspections were reduced due to these increased vacancies in the Compliance Program. Water Supply had fewer inspector vacancies this year so the overall inspector vacancies for WMA increased from 6.7 to 9.8 FTE.

During FY2007, the Water Supply Program continued efforts to manage the drinking water resources throughout Maryland. Capacity management plans were requested from the largest water systems in preparation for BRAC and implementation of a law enacted in 2006 requiring a water resources element in County Comprehensive Plans. Water systems began to document their current and future water system demands, and to evaluate resource reliability during drought conditions. Implementation of the new regulations including the Arsenic Rule, Stage 2 Disinfection Byproduct Rule and the Long Term 2 Surface Water Treatment Rule continue to impact the overall compliance rate for water systems. Approximately 20 out of 55 impacted water systems are still in the process of addressing Arsenic Rule treatment requirements; it is expected that the majority of these systems will complete their improvements during FY2008. New federal and State regulations will also continue to increase future enforcement activities in FY2008.

The Compliance Program assigns each inspection a priority. Routine inspections are scheduled based on the assigned priority and as workload allows. Facilities are not given advance notification of routine inspections. At any time during the process, the inspection frequency can be adjusted as site conditions or workload demands.

**Water Management Administration
Performance Measures Executive Summary**

	2006 Totals	2007 Totals
<u>PERMITTED SITES/FACILITIES</u>		
Number of Permits/Licenses Issued	6,272	6,215
Number of Permits/Licenses in Effect at Fiscal Year End	40,782	40,438
<u>OTHER REGULATED SITES/FACILITIES</u>		
Other sites	3,943	4,089
Coverage (number of regulated entities requiring oversight) *	40,004	39,865
<u>INSPECTIONS</u>		
Number of Sites Inspected	12,637	11,220
Number of Inspections, Audits, Spot Checks	61,093	58,693
<u>ENFORCEMENT ACTIONS</u>		
Number of Compliance Assistance Rendered	1,953	1,790
Number of Enforcement Actions Taken **	849	930
<u>PENALTIES</u>		
Amount of Administrative or Civil Penalties Obtained	\$1,614,404	\$890,741

* Derived by adding up all of the coverage universes for each program as listed in the pie chart for each.

** Derived by adding up the number of enforcement actions for each program as listed in the chart for each.

Discharges – Groundwater (Municipal & Industrial)

PURPOSE

The Water Management Administration's (WMA) Wastewater Permits Program issues groundwater discharge permits to control the disposal of treated municipal or industrial wastewater into the State's groundwater via spray irrigation or other land-treatment methods such as subsurface discharge. Upon issuance, WMA's Compliance Program is responsible for inspections and compliance assurance. Groundwater discharge permits establish pollutant discharge limits and require the permit holder to perform self-monitoring, record keeping and reporting requirements deemed necessary to protect public health and minimize groundwater pollution.

AUTHORITY

STATE: Environment Article, Title 9, Subtitle 3; COMAR 26.08

PROCESS

The Compliance Program performs inspections of sites with groundwater discharge permits as part of its overall inspection priority scheme, with priority given to sites that are the subject of complaints or in violation based on failure to perform permit required self-monitoring and reporting or due to violations of the effluent limitations in the permit. The inspector may conduct unannounced inspections and may collect samples for independent laboratory analysis as necessary to verify compliance with permit limits. Self-monitoring results are filed at the frequency specified by the permit (usually monthly or quarterly) with WMA in the form of Discharge Monitoring Reports (DMR). DMR's are reviewed in the office and at the facilities in order to determine whether the criterion for "Significant Noncompliance" has been met. DMR reviews performed by the Compliance Program's Enforcement Division are included in the following Table on the line identified as "Inspections, Audits, Spot Checks." DMR reviews were not included in the determination of the inspection coverage rate for this year.

SUCCESSSES AND CHALLENGES

Excessive nutrients, bacteria, and industrial pollutants in wastewater have the potential to impact the quality of groundwater. The groundwater discharge permitting process provides a means of managing these impacts through monitoring, inspection and enforcement. All DMR's submitted were reviewed by the Compliance Program Enforcement Division.

This page intentionally left blank

Discharge – Groundwater (Municipal And Industrial)

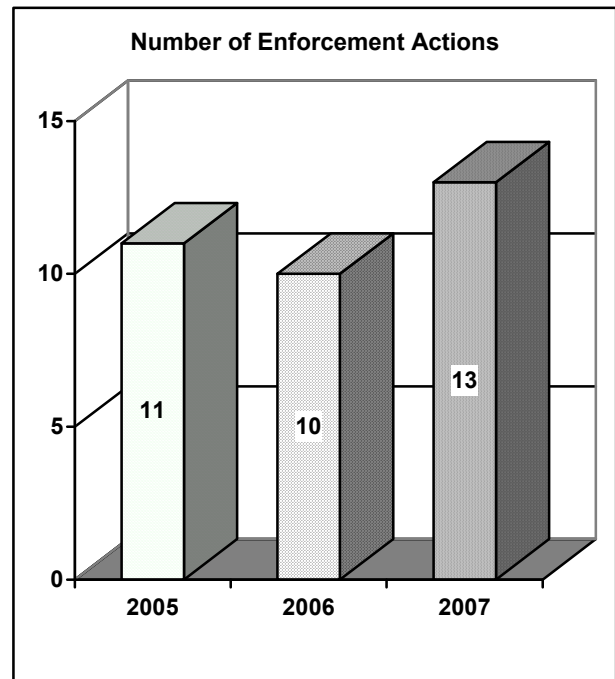
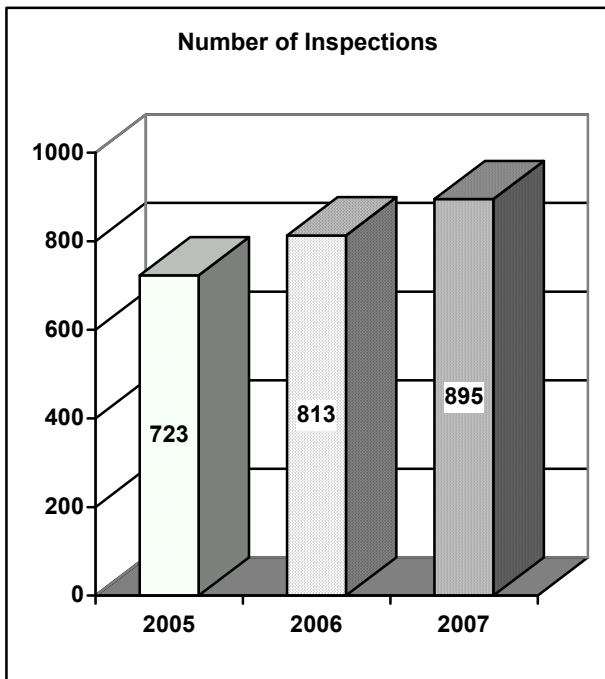
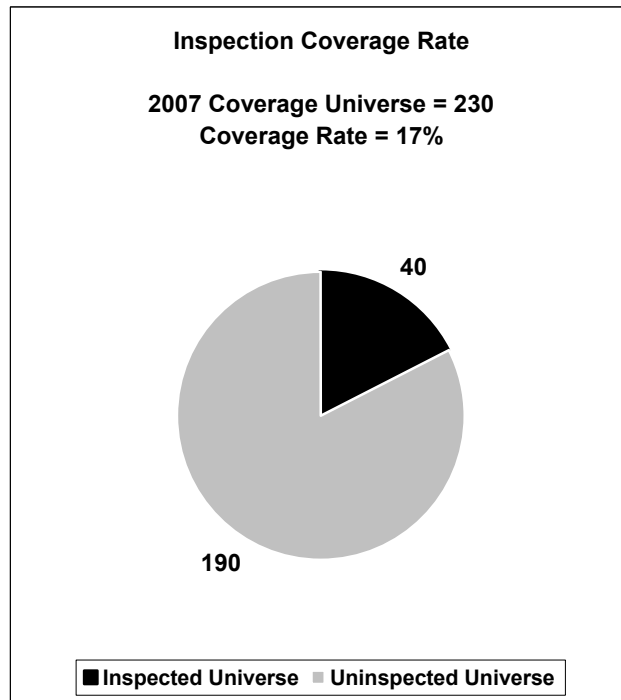
	2007 Totals
<u>PERMITTED SITES/FACILITIES</u>	
Number of Permits/Licenses issued*	168
Number of Permits/Licenses in effect at Fiscal Year End	230
<u>OTHER REGULATED SITES/FACILITIES</u>	
None	
<u>INSPECTIONS</u>	
Number of Sites inspected*	40
Number of Inspections, Audits, Spot Checks**	895
<u>COMPLIANCE PROFILE:</u>	
Number of Inspected Sites/Facilities with Significant Violations	10
% of Inspected Sites/Facilities with Significant Violations	25%
Inspection coverage Rate ***	17%
<u>SIGNIFICANT VIOLATIONS</u>	
Number of Significant Violations involving Environmental or Health Impact	9
Number of Significant Violations based on Technical/Preventative Deficiencies	1
Number of Significant Violations carried over awaiting disposition from Previous Fiscal year	13
Total	23
<u>DISPOSITION OF SIGNIFICANT VIOLATIONS</u>	
Resolved	8
Ongoing	15
<u>ENFORCEMENT ACTIONS</u>	
Number of Compliance Assistance rendered	3
Number of Show Cause, Remedial, Corrective Actions issued	1
Number of Stop Work Orders	1
Number of Injunctions obtained	1
Number of Penalty and Other Enforcement Actions	10
Number of Referrals to Attorney General for possible Criminal Action	0
<u>PENALTIES</u>	
Amount of Administrative or Civil Penalties obtained	\$18,200

* This represents 40 sites that had an inspector on site during FY 2007

** This number is 895 DMR reviews from sites that are required to submit them.

*** Coverage rate above is computed as the total number of sites inspected and dividing that by the sum of the total number of permits/licenses in effect. Note that DMR reviews are not included as inspections for this determination.

Discharges – Groundwater (Municipal and Industrial)



Discharges - Surface Water (Municipal & Industrial) State and NPDES Permits

PURPOSE

The Maryland Department of the Environment's Water Management Administration (WMA) is delegated authority from the Environmental Protection Agency to carry out and administer the National Pollutant Discharge Elimination System (NPDES) Program in Maryland. The federal Clean Water Act established the NPDES Program to control water pollution generated from a wide variety of sources including industrial activities, sewage treatment plants, certain agricultural activities and storm water runoff from industrial, municipal and agricultural sources. Anyone who discharges wastewater to surface waters needs a NPDES discharge permit. All industrial, commercial or institutional facilities that discharge wastewater, including storm water from certain industrial facilities, directly to surface waters of Maryland need a permit. Applicants include local, state, and federal government agencies, as well as privately owned treatment systems and private residences. Some industrial discharges to municipal wastewater collection systems may require a pretreatment permit. Certain agricultural activities, specifically, concentrated animal feeding operations, are also required to obtain a NPDES discharge permit.

The NPDES permit system includes a storm water component to control pollution generated from runoff associated with industrial sites, municipal storm sewer systems, construction activities, and concentrated animal feeding operations. Eleven categories of industry and storm sewer systems operated by certain local government agencies are required under the Clean Water Act to have their storm water covered under an NPDES permit.

WMA's surface water discharge permits combine applicable State and NPDES requirements into one permit for facilities that discharge to State surface waters. The permit is designed to protect water quality standards in the water receiving the discharge.

Note that the inspections performed related to the General NPDES Permit for the discharge of storm water associated with construction activities are included in this table for surface water discharges this year instead of in the table for Storm Water Management and Erosion & Sediment Control.

AUTHORITY

FEDERAL: Clean Water Act

STATE: Environment Article, Title 9, Subtitle 3; COMAR 26.08

PROCESS

The Compliance Program performs inspections of sites with groundwater discharge permits as part of its overall inspection priority scheme, with priority given to sites that

are the subject of complaints or in violation based on failure to perform permit required self-monitoring and reporting or due to violations of the effluent limitations in the permit. The inspector may conduct unannounced inspections and may collect samples for independent laboratory analysis as necessary to verify compliance with permit limits. Self-monitoring results are filed at the frequency specified by the permit (usually monthly or quarterly) with WMA in the form of Discharge Monitoring Reports (DMR). DMR's are reviewed in the office and at the facilities in order to determine whether the criterion for "Significant Noncompliance" has been met. DMR reviews performed by the Compliance Program's Enforcement Division are included in the following Table on the line identified as "Inspections, Audits, Spot Checks."

SUCCESSSES AND CHALLENGES

Excessive nutrients from municipal and industrial wastewater, industrial chemicals in wastewater, and the pollutants carried by stormwater runoff all have the potential to impact the quality of surface waters. Through the surface water discharge permitting process, dischargers are inventoried, inspected, and enforced. Permit writers and inspectors must be familiar with a wide range of discharge permit conditions and prioritize their activities to effectively address pollution control for major dischargers, as well as an increasing number of minor dischargers, the greatest extent possible with the available staff. DMR's were reviewed for all permitted sites that require DMR submittals as a part of their permit. These reviews were counted in Number of Sites Inspected this year, but were not included in the determination of the coverage rate.

Supplemental Environmental Projects (SEP)

In FY 2007, WMA finalized administrative consent orders and a settlement agreement that required performance of SEPs totaling \$207,000 with one industrial discharger and two municipal wastewater plants. The SEPs included a \$15,000 upgrade of a stormwater management pond in Dorchester County, a \$32,000 planting of a vegetative buffer along a wastewater spray field in Queen Anne's County, and a \$160,000 stream restoration in Allegany County.

Discharges – Surface Water (Municipal & Industrial) State and NPDES Permits

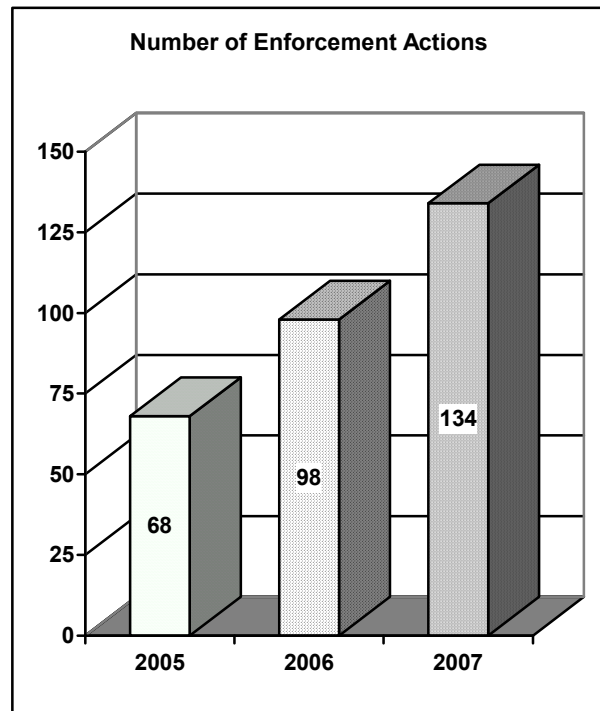
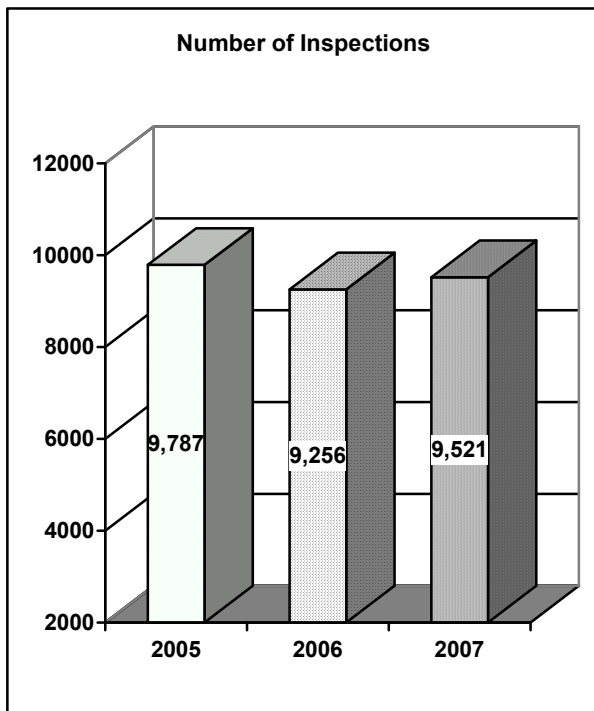
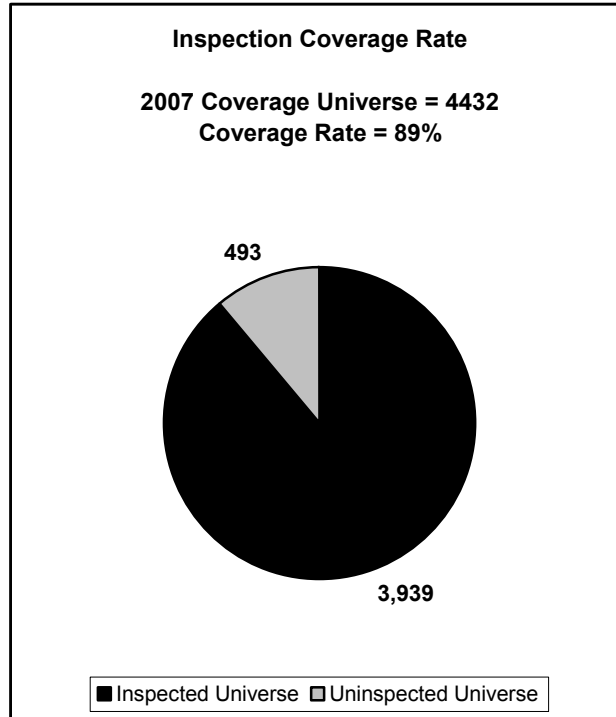
	2007 Totals
<u>PERMITTED SITES/FACILITIES</u>	
Number of Permits/Licenses issued*	1577
Number of Permits/Licenses in effect at Fiscal Year End	4432
<u>OTHER REGULATED SITES/FACILITIES</u>	
None	
<u>INSPECTIONS</u>	
Number of Sites inspected	3939
Number of Inspections, Audits, Spot Checks**	9521
<u>COMPLIANCE PROFILE:</u>	
Number of Inspected Sites/Facilities with Significant Violations	114
% of Inspected Sites/Facilities with Significant Violations	3%
Inspection coverage Rate ***	89%
<u>SIGNIFICANT VIOLATIONS</u>	
Number of Significant Violations involving Environmental or Health Impact	100
Number of Significant Violations based on Technical/Preventative Deficiencies	14
Number of Significant Violations carried over awaiting disposition from Previous Fiscal year	31
Total	145
<u>DISPOSITION OF SIGNIFICANT VIOLATIONS</u>	
Resolved	102
Ongoing	43
<u>ENFORCEMENT ACTIONS</u>	
Number of Compliance Assistance rendered	49
Number of Show Cause, Remedial, Corrective Actions issued	25
Number of Stop Work Orders	1
Number of Injunctions obtained	4
Number of Penalty and Other Enforcement Actions	104
Number of Referrals to Attorney General for possible Criminal Action	0
<u>PENALTIES</u>	
Amount of Administrative or Civil Penalties obtained	\$488,149

* This number includes new permits, renewals, and conversions/modifications of permits.

** This number includes 2823 inspections and 6698 DMR reviews.

*** Coverage rate above is computed as the total number of sites inspected and dividing that by the total number of permits/licenses in effect

Discharges – Surface Water (Municipal & Industrial) State and NPDES Permits



Discharges – Pretreatment (Industrial)

PURPOSE

As part of its responsibility for enforcing federal and state laws and regulations pertaining to the discharge of wastewaters, the MDE's Water Management Administration (WMA) is responsible for regulating wastewaters from industrial and other non-domestic sources discharged into publicly owned treatment works (POTW) to prevent the discharge of toxic or corrosive discharges to the collection systems serving POTWs that may result in process upsets and failure of critical infrastructure. In accordance with its authority as delegated by EPA, in FY 2007 MDE has delegated responsibility for implementation of a pretreatment program to 20 local pretreatment programs that are responsible for 198 Industrial Sources. In addition to these, WMA issues pretreatment permits directly to 4 industries discharging to non-delegated POTW's. Local pretreatment program responsibilities include issuing discharge permits to industrial users, conducting industrial inspections and performing compliance monitoring, developing and enforcing local limits, enforcing federal pretreatment standards and assessing penalties against industrial users. These requirements are included in a delegation agreement, which is signed by the operator of the POTW and WMA, and incorporated by reference into the NPDES permit issued by WMA. Local governments are responsible for issuing penalties and enforcement actions associated with this program; therefore, those numbers are not reflected in WMA's enforcement statistics.

AUTHORITY

FEDERAL: Clean Water Act

STATE: Environment Article, Title 9, Subtitle 3; COMAR 26.08

PROCESS

WMA's Pretreatment Program oversees local pretreatment program implementation. This oversight is performed by the permitting program staff by conducting: 1) pretreatment compliance inspections of pretreatment programs; 2) audits of pretreatment programs; 3) joint review of industrial user permits; 4) independent and joint industrial inspections with the POTW; 5) review of quarterly status reports from the delegated POTW's and; 6) initiation of enforcement actions when the POTW fails to act in accordance with its delegated responsibilities. The Pretreatment Program also issues permits to categorical industrial users discharging to wastewater treatment plants in areas of the state without delegated pretreatment programs. Compliance of these industrial users is tracked by review of periodic compliance reports and the results of annual inspections conducted by WMA.

SUCCESSSES AND CHALLENGES

Industrial discharges to wastewater collection and treatment systems have a potential to disrupt and damage sewerage infrastructure due to the contribution of toxic or

corrosive discharges. Damaged sewerage infrastructure can result in sanitary sewage overflows and discharges of inadequately treated wastewater. The Pretreatment Program currently issues permits to categorical industrial users located in areas not serviced by jurisdictions with delegated pretreatment programs. In addition it provides oversight to 20 delegated pretreatment programs with technical and regulatory assistance. The Pretreatment Program has been able to inspect all delegated pretreatment programs and inspect all categorical industrial users permitted directly by the Program on an annual basis. Additionally, upon request and on a proactive basis, inspections were also performed at several industrial users that are permitted by local delegated pretreatment programs.

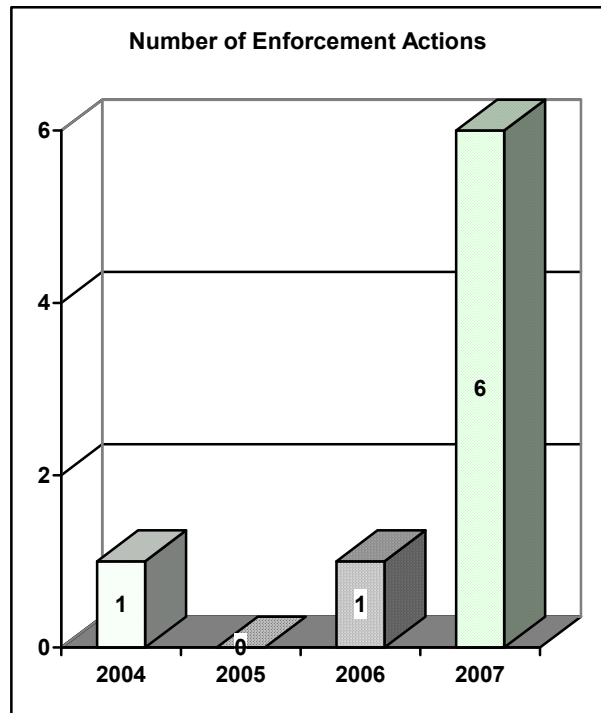
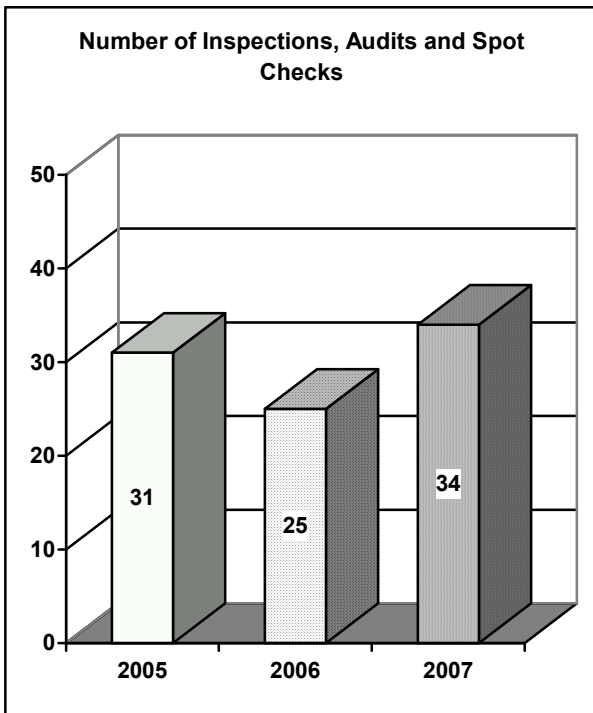
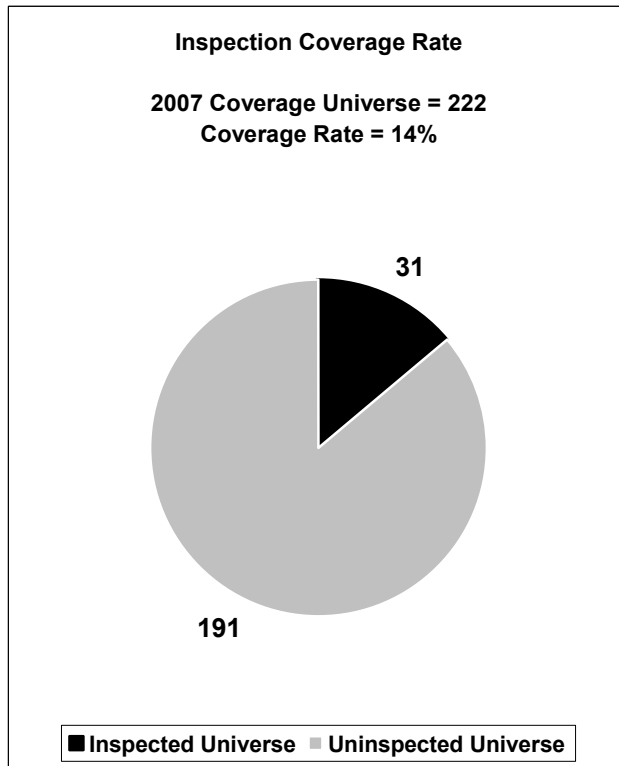
Discharges - Pretreatment (Industrial)

	2007 Totals
<u>PERMITTED SITES/FACILITIES</u>	
Number of Permits/Licenses issued	0
Number of Permits/Licenses in effect at Fiscal Year End *	4
<u>OTHER REGULATED SITES/FACILITIES</u>	
Publicly Owned Treatment Works (POTWs)	20
Locally regulated Significant Industrial Users not including POTW's **	198
<u>INSPECTIONS</u>	
Number of Sites inspected	31
Number of Inspections, Audits, Spot Checks	34
<u>COMPLIANCE PROFILE:</u>	
Number of Inspected Sites/Facilities with Significant Violations	0
% of Inspected Sites/Facilities with Significant Violations	0%
Inspection coverage Rate **	14%
<u>SIGNIFICANT VIOLATIONS</u>	
Number of Significant Violations involving Environmental or Health Impact	0
Number of Significant Violations based on Technical/Preventative Deficiencies	1
Number of Significant Violations carried over awaiting disposition from Previous Fiscal year	0
Total	1
<u>DISPOSITION OF SIGNIFICANT VIOLATIONS</u>	
Resolved	1
Ongoing	0
<u>ENFORCEMENT ACTIONS</u>	
Number of Compliance Assistance rendered	0
Number of Show Cause, Remedial, Corrective Actions issued	2
Number of Stop Work Orders	0
Number of Injunctions obtained	0
Number of Penalty and Other Enforcement Actions	4
Number of Referrals to Attorney General for possible Criminal Action	0
<u>PENALTIES</u>	
Amount of Administrative or Civil Penalties obtained	\$0

* These are State permitted Categorical Industries.

** Coverage rate is defined as the number of sites inspected divided by the sum of permits/licenses in effect, the POTW's and the significant industrial users. However, the Program is responsible for inspecting only the permittees, the POTW's and only some of the industrial users and is required by statute to provide a 100% coverage rate of those and this fiscal year, the program MET that requirement.

Discharge – Pretreatment (Industrial)



Storm Water Management and Erosion & Sediment Control For Construction Activity

PURPOSE

The purpose of the erosion and sediment control program is to lessen the impact to the aquatic environment caused by sediment leaving construction sites. The purpose of MDE's storm water management program is to reduce stream channel erosion, pollution, siltation, and local flooding caused by land use changes associated with urbanization. This is accomplished by maintaining, after development, the pre-development runoff conditions through the use of various storm water management measures. Any construction activity in Maryland that disturbs 5,000 square feet or more of land, or results in 100 cubic yards or more of earth movement must have approved erosion and sediment control and storm water management plans before construction begins.

The purpose of the National Pollutant Discharge Elimination System (NPDES) storm water program is to control pollution generated from runoff associated with eleven categories of industry activities, including construction activities. For any construction activity that disturbs one or more acres, coverage must be obtained under the MDE's general NPDES permit for construction activity. This permit requires developers to perform self-inspection and record keeping to ensure that sediment and erosion control measures are maintained and functioning in accordance with approved plans to prevent water pollution and stream bank erosion caused by excess erosion, siltation, and storm water flows from construction sites.

AUTHORITY

FEDERAL: Clean Water Act, Section 402; 40 CFR

STATE: Environment Article, Title 4, Subtitle 1 and Subtitle 2; COMAR 26.17

PROCESS

Inspection and enforcement authority for erosion and sediment control has been delegated or partially delegated to 14 counties and 10 municipalities by the state. Charles County accepted delegation for Erosion and Sediment inspections this year. MDE inspections cover construction projects in non-delegated counties and inspections at state and federal projects. This report does not reflect the erosion and sediment control inspection and enforcement activities conducted by local governments in delegated jurisdictions.

Storm water management approval for all non-state and nonfederal projects is, by law, the responsibility of each local jurisdiction. MDE inspections of storm water management facilities are performed for state and federal projects only. Upon issuance of a permit or authorization (whether by the Sediment and Storm Water

Plan Review Division or by the local sediment control approval authority), the file is transferred to the Compliance Program where an inspection priority is assigned. Routine are scheduled based on the assigned priority and as workload allows. Facilities are not given advance notification of routine inspections. At any time during the process, the inspection frequency can be adjusted as site conditions or workload demands.

As in previous reports, Storm Water and Erosion and Sediment Control have been combined into one table because at the state level, these projects are reviewed and approved as one project. For state and federal projects, plan review is performed by the Sediment, Storm Water and Dam Safety Program and inspections are performed by the Compliance Program. All other projects are reviewed at the local level, and if delegated, inspected at the local level. In non-delegated jurisdictions, the MDE Compliance Program performs sediment control inspections.

Inspections performed related to the General NPDES Permit for the discharge of storm water associated with construction activities are included in the table for surface water discharges.

SUCCESSSES AND CHALLENGES

Inspections remain a priority. *COMAR 26.17.01.09.D.(2)*, states: "Ensure that every active site having a designed erosion and sediment control plan is inspected for compliance with the approved plan on the average of once every two weeks." This requirement is not being met due to workload.

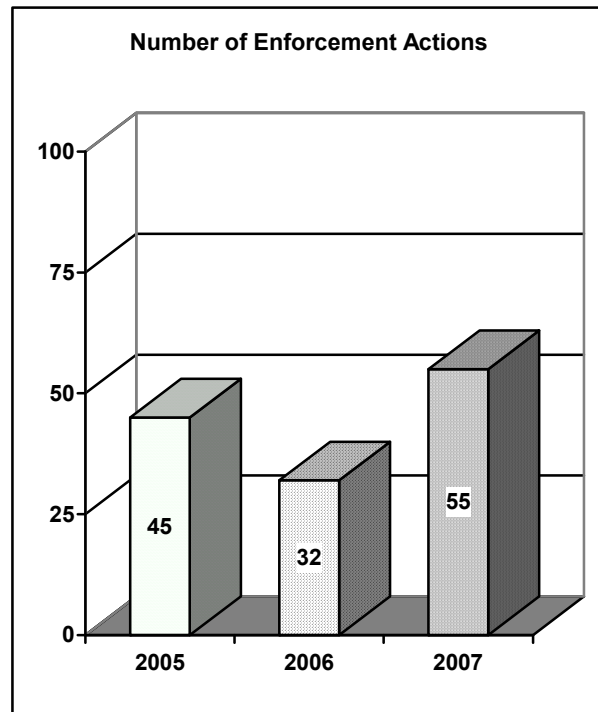
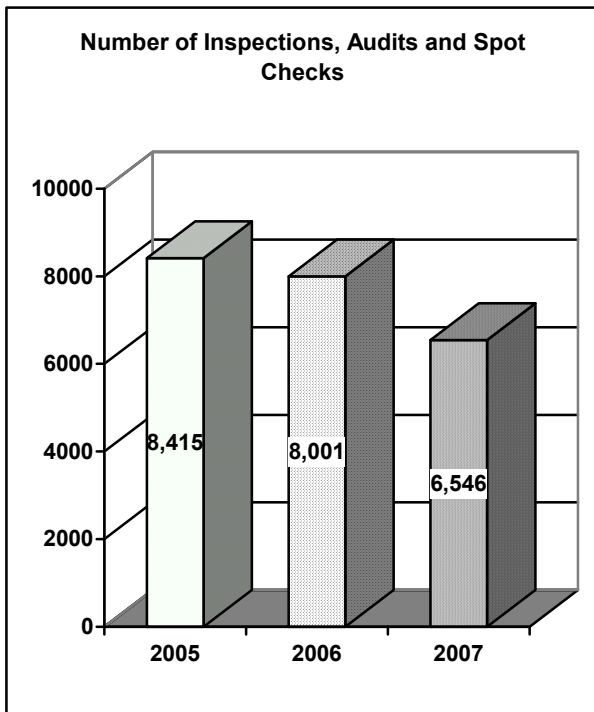
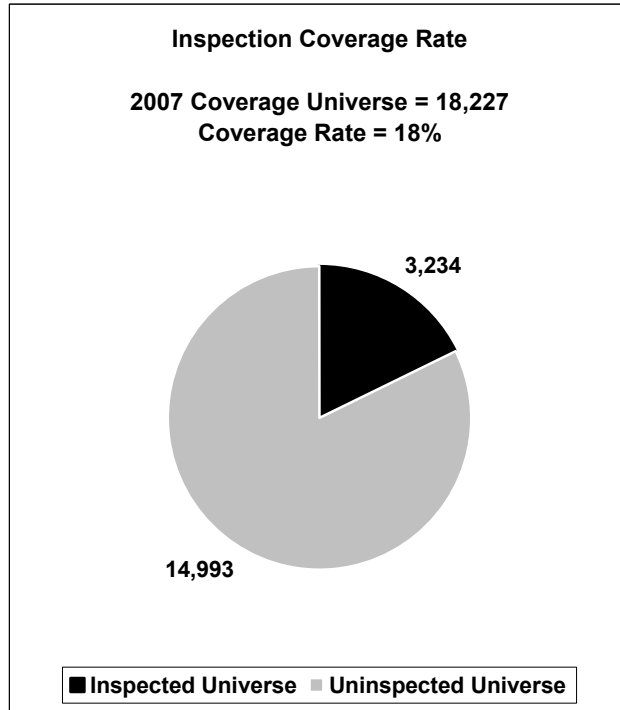
As in the previous year, the Allegany and Frederick Soil Conservation Districts continued to perform Erosion and Sediment Control inspections on behalf of MDE. These districts are independent of county government. The numbers of sites inspected and numbers of inspections on the following table only include MDE's activities.

Storm Water Management and Erosion & Sediment Control For Construction Activity

	2007 Totals
<u>PERMITTED SITES/FACILITIES</u>	
Number of Permits/Licenses issued*	192
Number of Permits/Licenses in effect at Fiscal Year End	18227
<u>OTHER REGULATED SITES/FACILITIES</u>	
None	
<u>INSPECTIONS</u>	
Number of Sites inspected	3234
Number of Inspections, Audits, Spot Checks	6546
<u>COMPLIANCE PROFILE:</u>	
Number of Inspected Sites/Facilities with Significant Violations	37
% of Inspected Sites/Facilities with Significant Violations	1%
Inspection coverage Rate *	18%
<u>SIGNIFICANT VIOLATIONS</u>	
Number of Significant Violations involving Environmental or Health Impact	22
Number of Significant Violations based on Technical/Preventative Deficiencies	22
Number of Significant Violations carried over awaiting disposition from Previous Fiscal year	16
Total	60
<u>DISPOSITION OF SIGNIFICANT VIOLATIONS</u>	
Resolved	39
Ongoing	24
<u>ENFORCEMENT ACTIONS</u>	
Number of Compliance Assistance rendered	249
Number of Show Cause, Remedial, Corrective Actions issued	8
Number of Stop Work Orders	12
Number of Injunctions obtained	0
Number of Penalty and Other Enforcement Actions	35
Number of Referrals to Attorney General for possible Criminal Action	0
<u>PENALTIES</u>	
Amount of Administrative or Civil Penalties obtained	\$268,408

* Coverage rate above is computed as the total number of sites inspected and dividing that by the total number of permits/licenses in effect.

Storm Water Management and Erosion & Sediment Control For Construction Activity



Mining – Coal

PURPOSE

The purpose of a coal-mining permit is to minimize the effects of coal mining on the environment. In addition to environmental controls, the permit provides for proper land reclamation and ensures public safety. Performance bonds must also be posted and are released after satisfactory reclamation. Permits issued by the Bureau of Mines (WMA) are required for surface coal mining, deep coal mining, prospecting, preparation plants, loading facilities, and refuse reclamation operations. All coal mining activity occurs in Allegany and Garrett Counties.

AUTHORITY

FEDERAL: Surface Mining Control and Reclamation Act of 1977

STATE: Environment Article, Title 15, Subtitle 5; COMAR 26.20

PROCESS

Upon issuance of a permit, license, or authorization, the file is transferred to WMA's Compliance Program where an inspection priority is assigned. By agreement with the federal Office of Surface Mining (OSM), WMA has committed to inspect each permitted facility on a monthly basis. The inspectors schedule routine inspections of the facilities adhering to the assigned priority as much as workload allows. Facilities are not given advance notification of routine inspections. At any time during the process, the inspection frequency can be adjusted as site conditions or workload demands.

SUCCESSSES AND CHALLENGES

Coal mining has a potential to degrade water quality through the transport of sediment-laden water and acidic water that can adversely impact the aquatic habitat. Proper land reclamation after the completion of the mining activity provides a benefit to the water quality as well as productive use of the land. Proper planning and land reclamation is important to ensure that these negative impacts do not occur. The Compliance Program has been able to maintain its monthly inspection frequency commitment to OSM. COMAR 26.20.31.02.A provides that "The Bureau shall conduct an average of one partial inspection per month of each active surface mining and reclamation operation and shall conduct as many partial inspections for each inactive surface mining and reclamation operation as necessary to ensure effective enforcement of the Regulatory Program." COMAR 26.20.31.02.B provides that "The Bureau shall conduct an average of at least one complete inspection per calendar quarter of each active or inactive surface mining and reclamation operation." WMA met or exceeded these requirements in fiscal year 2007. In FY 2006 there were an unusually large number of enforcement actions due to the abandonment of 16 mine sites by two coal companies. This year's activity is typical.

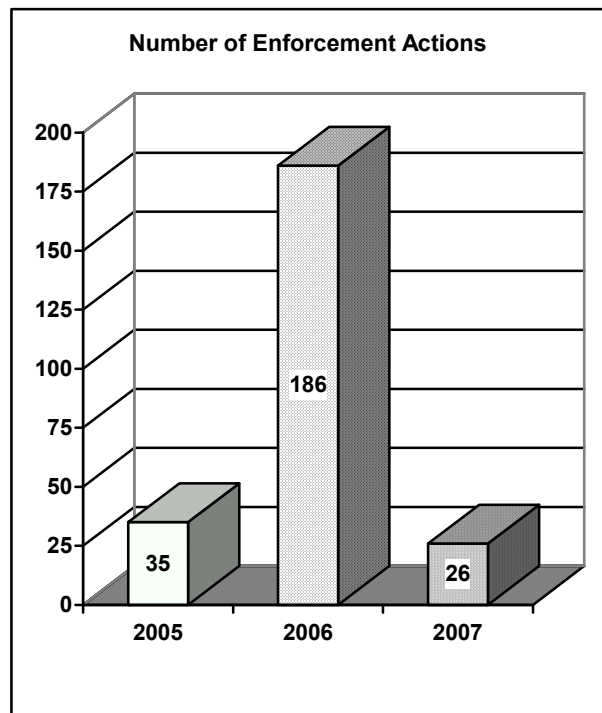
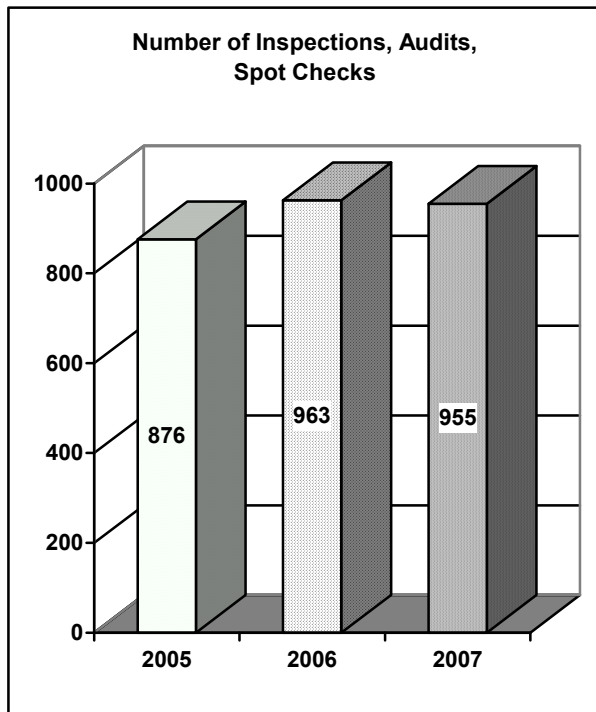
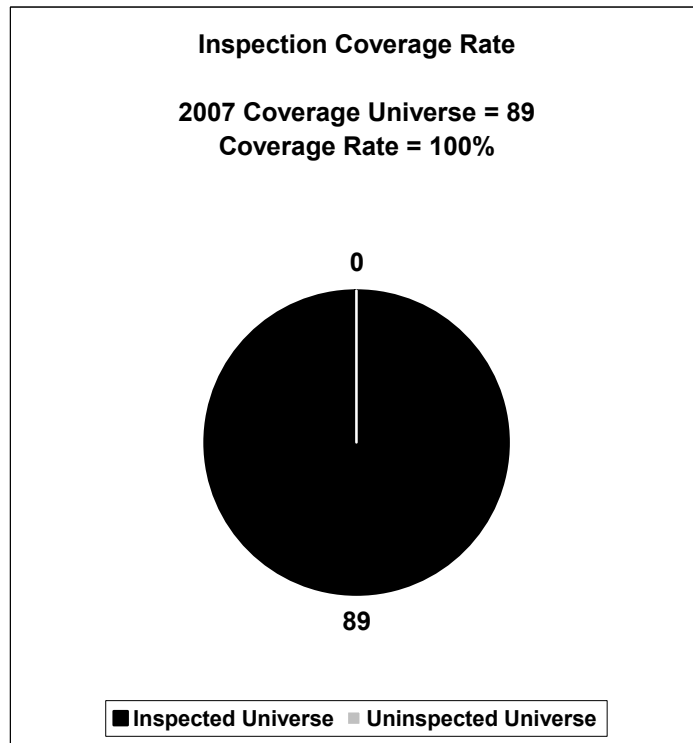
This page intentionally left blank.

Mining – Coal

	2007 Totals
<u>PERMITTED SITES/FACILITIES</u>	
Number of Permits/Licenses issued	69
Number of Permits/Licenses in effect at Fiscal Year End	79
<u>OTHER REGULATED SITES/FACILITIES</u>	
Coal mining operating licenses issued	29
Coal mining operating licenses in effect at Fiscal Year end	122
Surface coal mining blaster certifications issued	14
Surface coal mining blaster certifications in effect at Fiscal Year end	160
<u>INSPECTIONS</u>	
Number of Sites inspected	89
Number of Inspections, Audits, Spot Checks	955
<u>COMPLIANCE PROFILE:</u>	
Number of Inspected Sites/Facilities with Significant Violations	8
% of Inspected Sites/Facilities with Significant Violation	9%
Inspection coverage Rate *	100%
<u>SIGNIFICANT VIOLATIONS</u>	
Number of Significant Violations involving Environmental or Health Impact	2
Number of Significant Violations based on Technical/Preventative Deficiencies	6
Number of Significant Violations carried over awaiting disposition from Previous Fiscal year	92
Total	100
<u>DISPOSITION OF SIGNIFICANT VIOLATIONS</u>	
Resolved	94
Ongoing	6
<u>ENFORCEMENT ACTIONS</u>	
Number of Compliance Assistance rendered	4
Number of Show Cause, Remedial, Corrective Actions issued	8
Number of Stop Work Orders	2
Number of Injunctions obtained	0
Number of Penalty and Other Enforcement Actions	16
Number of Referrals to Attorney General for possible Criminal Action	0
<u>PENALTIES</u>	
Amount of Administrative or Civil Penalties obtained	\$95,534

* Coverage rate above is computed as the total number of permitted sites inspected divided by the total number of permits/licenses in effect.

Mining – Coal



Mining – Non-Coal

PURPOSE

The purpose of mining permits is to minimize the effects of surface mining on the environment. In addition to environmental controls, the permit provides for proper land reclamation and ensures public safety. A performance bond of \$1,250 per acre is required to ensure that proper reclamation occurs.

AUTHORITY

STATE: Environment Article – Title 15, Subtitle 8; COMAR 26.21

PROCESS

Upon issuance of a permit, license, or authorization, the file is transferred to WMA's Compliance Program where an inspection priority is assigned. The inspectors then schedule routine inspections of the facilities adhering to the assigned priority as much as workload allows. Facilities are not given advance notification of routine inspections. At any time during the process, the inspection frequency can be adjusted as site conditions or workload demands.

WMA does not have statutory authority to collect administrative penalties for this program.

SUCCESSSES AND CHALLENGES

Mining has the potential to degrade water quality through the transport of sediment-laden water from drainage and storm water runoff. These factors can adversely impact the aquatic habitat. Proper mining practices and land reclamation after the completion of the mining activity provides a benefit to the water quality. WMA's inspection program evaluates mining practices, reclamation and storm water management for compliance to ensure that adverse impacts to surface and groundwater are minimized. §15-828(a) of the Environment Article states, "At any reasonable time which the Department elects, but at least once a year, the Department shall cause each permit area to be inspected to determine if the permittee has complied with the mining and reclamation plan, the requirements of this subtitle, any rules and regulations adopted under it..." This requirement was not met during fiscal year 2007 due to the WMA's prioritization of the various water programs and shifts between programs from year to year which is reflected in the coverage rate for all Water Compliance programs.

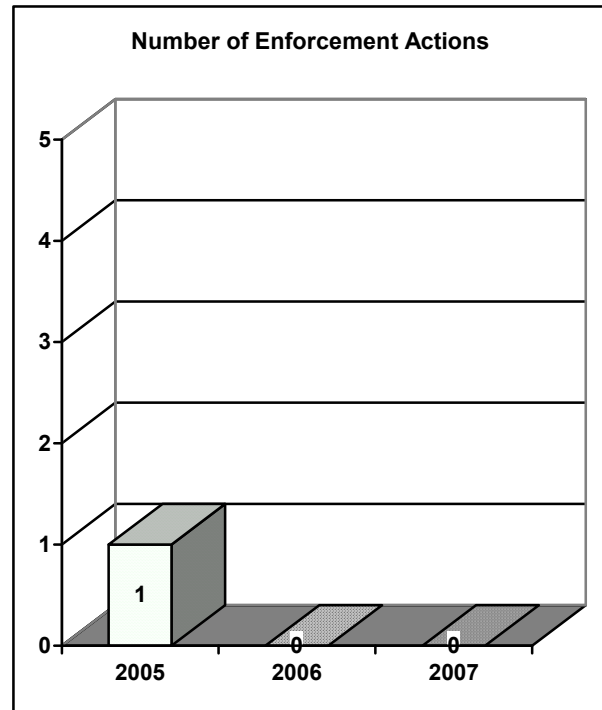
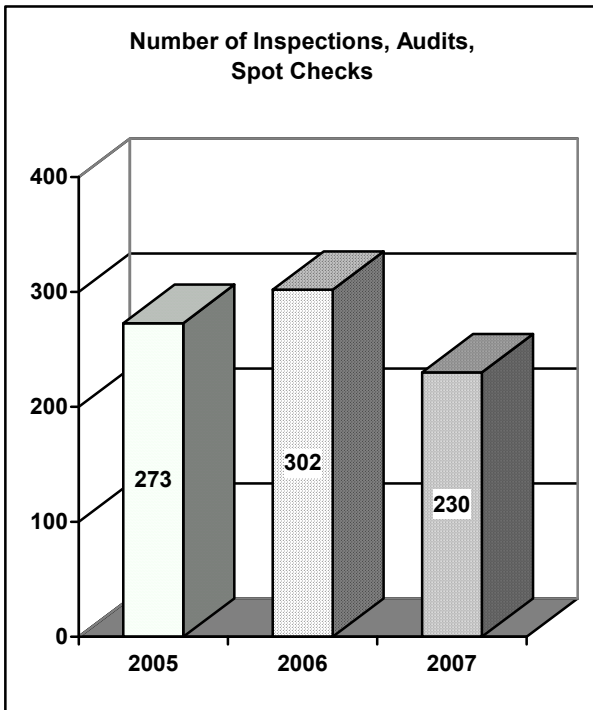
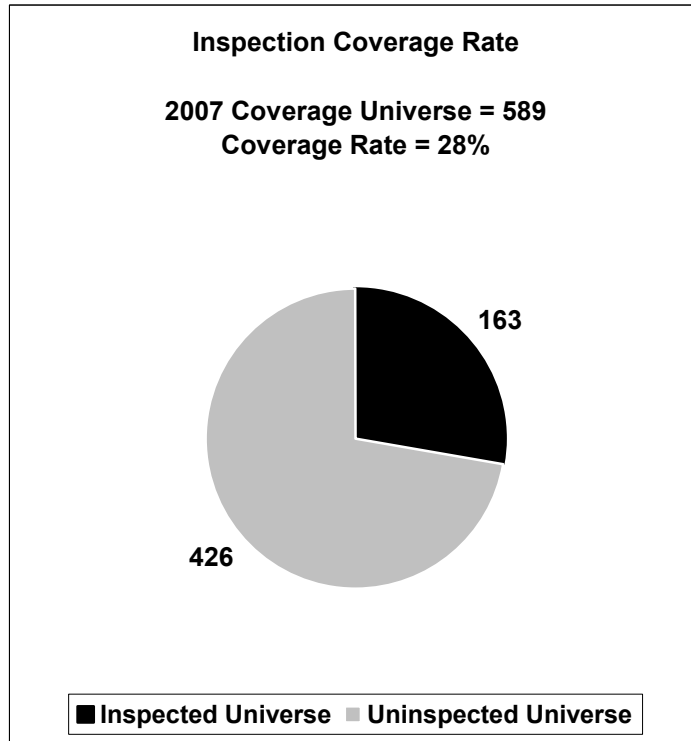
This page intentionally left blank.

Mining – Non-Coal

	2007 Totals
<u>PERMITTED SITES/FACILITIES</u>	
Number of Permits/Licenses issued*	435
Number of Permits/Licenses in effect at Fiscal Year End	589
<u>OTHER REGULATED SITES/FACILITIES</u>	
None	
<u>INSPECTIONS</u>	
Number of Sites inspected	163
Number of Inspections, Audits, Spot Checks	230
<u>COMPLIANCE PROFILE:</u>	
Number of Inspected Sites/Facilities with Significant Violations	0
% of Inspected Sites/Facilities with Significant Violations	0%
Inspection coverage Rate **	28%
<u>SIGNIFICANT VIOLATIONS</u>	
Number of Significant Violations involving Environmental or Health Impact	0
Number of Significant Violations based on Technical/Preventative Deficiencies	0
Number of Significant Violations carried over awaiting disposition from Previous Fiscal year	0
Total	0
<u>DISPOSITION OF SIGNIFICANT VIOLATIONS</u>	
Resolved	0
Ongoing	0
<u>ENFORCEMENT ACTIONS</u>	
Number of Compliance Assistance rendered	6
Number of Show Cause, Remedial, Corrective Actions issued	0
Number of Stop Work Orders	0
Number of Injunctions obtained	0
Number of Penalty and Other Enforcement Actions	0
Number of Referrals to Attorney General for possible Criminal Action	0
<u>PENALTIES</u>	
Amount of Administrative or Civil Penalties obtained	\$0

* Coverage rate above is computed as the total number of sites inspected and dividing that by the total number of permits/licenses in effect.

Mining – Non-Coal



Oil and Gas Exploration And Production

PURPOSE

Permits are required for the drilling and operation of a gas or oil well, the operation of a natural gas storage facility, and for oil and natural gas exploration using seismic operations. Permits include environmental controls to ensure public safety, to provide for the protection of public and private property, and to minimize impacts resulting from the operation.

AUTHORITY

STATE: Environment Article - Title 14, Subtitles 1, 2 and 3; COMAR 26.19.

PROCESS

Upon issuance of a permit, license, or authorization, the file is transferred to WMA's Compliance Program where an inspection priority is assigned. The inspectors then schedule routine inspections of the facilities in accordance with the assigned priority. Facilities are not given advance notification of routine inspections. Site inspections may be adjusted to reflect changing workloads or inspection priorities. Inspections performed for this program are typically safety inspections at natural gas storage facilities. The inspections typically verify that proper warning and informational signs are properly placed and that the operator is in compliance with any special conditions specific to the permit.

SUCCESSSES AND CHALLENGES

Although the potential for environmental harm exists, the Compliance Program, in balancing overall environmental risks and staff resources, has determined that this media is a low priority media for its routine activities. New developments in this field such as coal and methane may lead to new challenges and demand for resources.

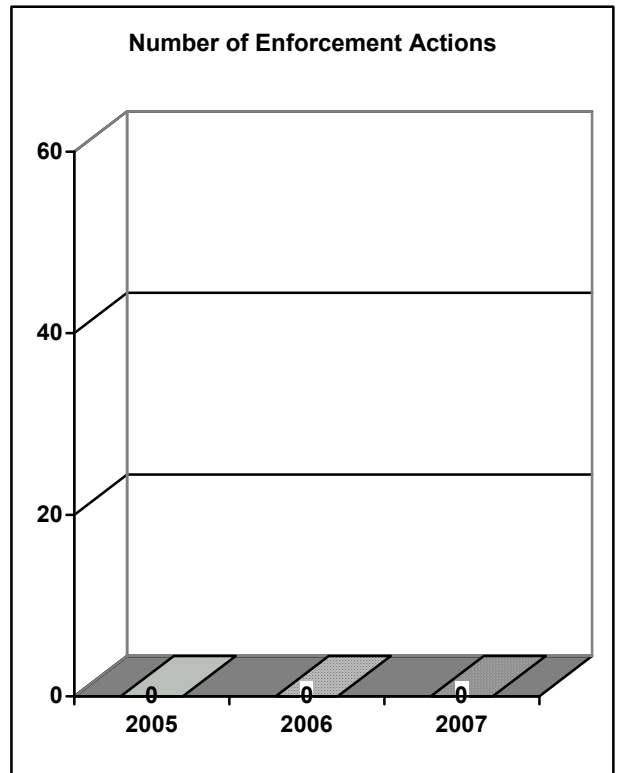
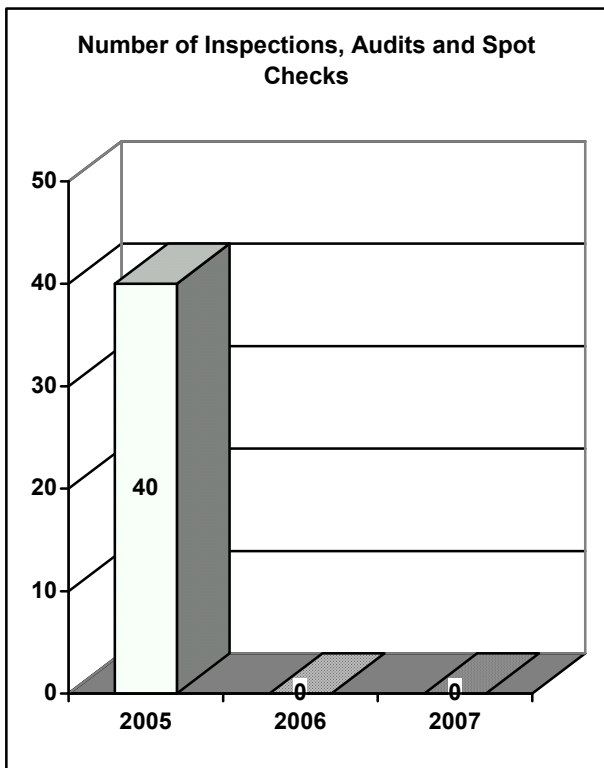
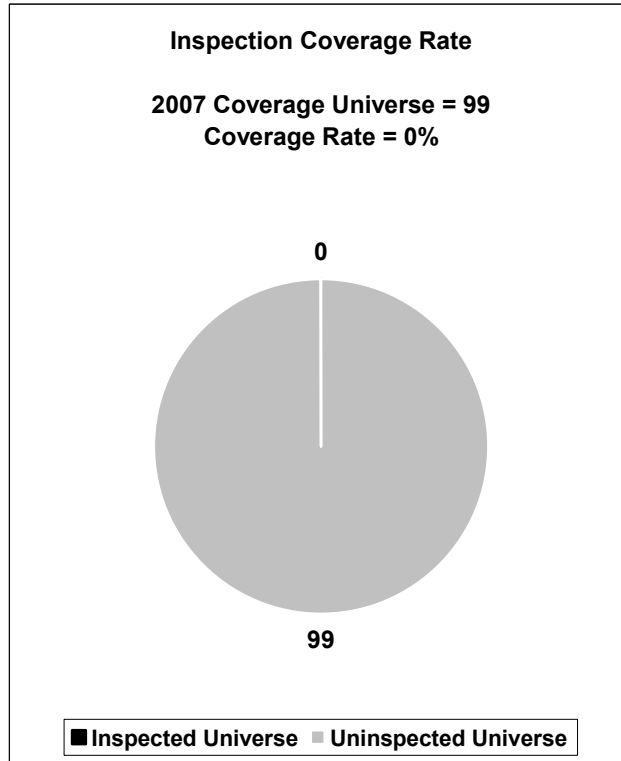
This page intentionally left blank.

Oil and Gas Exploration And Production

	2007 Totals
<u>PERMITTED SITES/FACILITIES</u>	
Number of Permits/Licenses issued (renewal of previously expired permits)	35
Number of Permits/Licenses in effect at Fiscal Year End	99
<u>OTHER REGULATED SITES/FACILITIES</u>	
None	
<u>INSPECTIONS</u>	
Number of Sites inspected	0
Number of Inspections, Audits, Spot Checks	0
<u>COMPLIANCE PROFILE:</u>	
Number of Inspected Sites/Facilities with Significant Violations	0
% of Inspected Sites/Facilities with Significant Violations	N/A
Inspection coverage Rate *	0%
<u>SIGNIFICANT VIOLATIONS</u>	
Number of Significant Violations involving Environmental or Health Impact	0
Number of Significant Violations based on Technical/Preventative Deficiencies	0
Number of Significant Violations carried over awaiting disposition from Previous Fiscal year	0
Total	0
<u>DISPOSITION OF SIGNIFICANT VIOLATIONS</u>	
Resolved	0
Ongoing	0
<u>ENFORCEMENT ACTIONS</u>	
Number of Compliance Assistance rendered	0
Number of Show Cause, Remedial, Corrective Actions issued	0
Number of Stop Work Orders	0
Number of Injunctions obtained	0
Number of Penalty and Other Enforcement Actions	0
Number of Referrals to Attorney General for possible Criminal Action	0
<u>PENALTIES</u>	
Amount of Administrative or Civil Penalties obtained	\$0

* Coverage rate above is computed as the total number of sites inspected and dividing that by the total number of permits/licenses in effect.

Oil and Gas Exploration and Production



Water Supply Program

PURPOSE

The mission of the Water Supply Program (WSP) is to ensure that public drinking water systems provide safe and adequate water to all present and future users in Maryland, and that appropriate usage, planning and conservation policies are implemented for Maryland water resources. This mission is accomplished through proper planning for water withdrawal, protection of water resources that are used for public water supplies, oversight and enforcement of routine water quality monitoring at public water systems, regular on-site inspections of water systems and prompt response to water supply emergencies. The WSP regulates more than 1,067 community water systems (such as municipalities, small and large private systems) and non-transient non-community water systems (such as businesses, schools, and day cares). These systems must test for over 80 regulated contaminants on schedules that vary based on water source, system type and population.

In addition, there are approximately 2,517 transient non-community water systems (such as convenience stores, campgrounds, and restaurants) throughout the State, which are regularly inspected and tested for acute contaminants. Since 1998, MDE has negotiated delegation agreements with county health departments for enforcement of Safe Drinking Water Act regulations for the transient non-community water systems. Twenty of the twenty-three counties have accepted delegated authority for these systems, and MDE has direct enforcement of the requirements for the three remaining counties.

AUTHORITY

FEDERAL: Safe Drinking Water Act; 40 CFR 141, 142, and 143

STATE: Environment Article, Title 9, Subtitles 2, 4, and 5; COMAR 26.04

PROCESS

Community and Non-Transient Non-Community Water Systems

WSP uses a multiple-barrier approach to ensure that public drinking water systems in Maryland are able to provide a safe and adequate supply of drinking water to their consumers. This approach includes review and approval of potential water sources and construction plans, evaluation of a new system's technical, financial, and managerial capacity, regular inspection of drinking water facilities, close oversight of water quality monitoring, and maintenance of licensed operators at water treatment facilities. WSP reviews and approves all new drinking water sources for community water systems to ensure that sources are not impacted by existing or potential contamination sources. Sources are thoroughly tested to ensure adequacy of quantity and quality. Upon endorsement of the reliability of the source, the water system initiates the design and construction of necessary water treatment, storage and distribution systems, with review and approval of WSP. After operation begins, periodic sanitary surveys are conducted to ensure that the water system can provide

safe and reliable drinking water to its customers. A sanitary survey is a comprehensive on-site assessment and inspection of all water system components including the source, treatment, storage, and distribution systems, as well as a review of operations and maintenance of the system. Sanitary surveys can be used following known or suspected problems or on a routine basis to assess the water system's viability and prevent future problems from occurring.

Two ongoing programs, the source water assessment program and the capacity development program, improve the management of Maryland's water resources and water supply operations. The source water assessment program reviews water supply sources and their susceptibility to contamination. Detailed reports including recommendations for protecting water sources are provided to water suppliers, and county governments. The capacity development program evaluates the strength of a water system's technical, financial, and managerial capability, and provides technical assistance to improve water system operation. All new systems must submit a plan showing that adequate technical, managerial and financial capacity is in place prior to beginning of their operation.

Public water systems are required to conduct routine sampling of their water quality. The type and frequency of analysis depend on the type of system, its population, and the vulnerability of its water supply. WSP reviews and evaluates more than 35,000 water quality records each year. Emphasis is placed on preventive measures to avert serious public health incidents. The vast majority of drinking water violations are corrected immediately, or following the issuance of a Notice of Violation. Systems must notify their consumers when violations of the Safe Drinking Water Act occur.

Transient Non-community Water Systems

WSP provides funding to county environmental health programs to accept delegation of responsibilities for transient non-community water systems in their jurisdictions. Twenty of the twenty-three counties have accepted delegation of the program. These counties conduct routine inspections and ensure that systems are monitored in accordance with State and federal requirements. Transient non-community water systems are required to monitor only for contaminants that have acute health risks, including nitrate, nitrite, and bacteria. WSP provides guidance and training to the counties, and reports only health-based violations to EPA for these systems. WSP is also conducting statewide evaluations to determine whether ground water systems are under the influence of surface water. Ground water systems under the influence of surface water will be required to meet federally mandated treatment technique requirements, and to conduct additional bacteria monitoring as well as turbidity monitoring.

WSP directly oversees implementation of federal and State regulations for transient non-community water systems in Prince George's, Montgomery and Wicomico counties since these three counties declined the delegated program and funding

assistance. Currently, 118 transient water systems are directly overseen by WSP. Oversight includes regular inspections of the systems, enforcement of monitoring requirements, and follow-up to occasional water quality problems that arise. WSP reports technical and health-based violations to EPA on a quarterly basis for these systems.

SUCCESSSES AND CHALLENGES

Regulations

WSP provided guidance material and training on the regulations to public water systems throughout the State in 2006 and 2007. Guidance material and training continued for the Arsenic Rule and Radionuclide Rule. Fifty-eight water systems have been identified as potentially exceeding the arsenic standard; twenty-two systems continue to work on reducing their arsenic levels. The enforcement of new regulations resulted in an increase in the number of technical violations that were incurred by community and non-transient non-community water systems during the fiscal year. Compliance with the new regulations is expected to improve as water systems become familiar with the new requirements and make required infrastructure changes to meet new standards. Early implementation of the Long Term 2 Surface Water Treatment Rule, and Stage 2 Disinfection Byproduct Rule began for systems serving over 50,000 people.

Emergency Response

WSP staff responds to water supply emergencies twenty-four hours a day and may offer technical advice, special sampling, or onsite assistance. WSP staff provided assistance to the public in response to 60 complaints in FY2007.

This page intentionally left blank.

Water Supply Program

Community and Non-transient Non-community Water Systems

	2007 Totals
<u>PERMITTED SITES/FACILITIES</u>	
Number of Permits/Licenses Issued *	990
Number of Permits/Licenses in Effect at Fiscal Year End	3161
<u>OTHER REGULATED SITES/FACILITIES</u>	
Number of Community and Non-transient Non-community Water Systems **	1067
<u>INSPECTIONS</u>	
Number of Sites Inspected	718
Number of Inspections, Audits, Spot Checks	24,264
<u>COMPLIANCE PROFILE:</u>	
Number of Inspected Sites/Facilities with Significant Violations ***	171
% of Sites/Facilities with Significant Violations	16%
Inspection Coverage Rate ****	67%
<u>SIGNIFICANT VIOLATIONS</u>	
Number of Significant Violations involving Environmental or Health Impact	35
Number of Significant Violations based on Technical/Preventative Deficiencies	49
Number of Significant Violations carried over awaiting disposition from Previous Fiscal Year	87
Total	171
<u>DISPOSITION OF SIGNIFICANT VIOLATIONS</u>	
Resolved	87
Ongoing	84
<u>ENFORCEMENT ACTIONS</u>	
Number of Compliance Assistance Actions Rendered *****	1247
Number of Show Cause, Remedial, Corrective Actions Issued	0
Number of Stop Work Orders	0
Number of Injunctions Obtained	0
Number of Penalty and Other Enforcement Actions	247
Notices Given to Public by Water Systems under Section 9-410	86
Number of Referrals to Attorney General for Possible Criminal Action	0
<u>PENALTIES</u>	
Amount of Penalties Obtained	\$0

* Number of persons tested and certified by the WSP to collect compliance samples for public water systems.

** This number includes 495 community water systems and 572 Non-transient Non-community water systems.

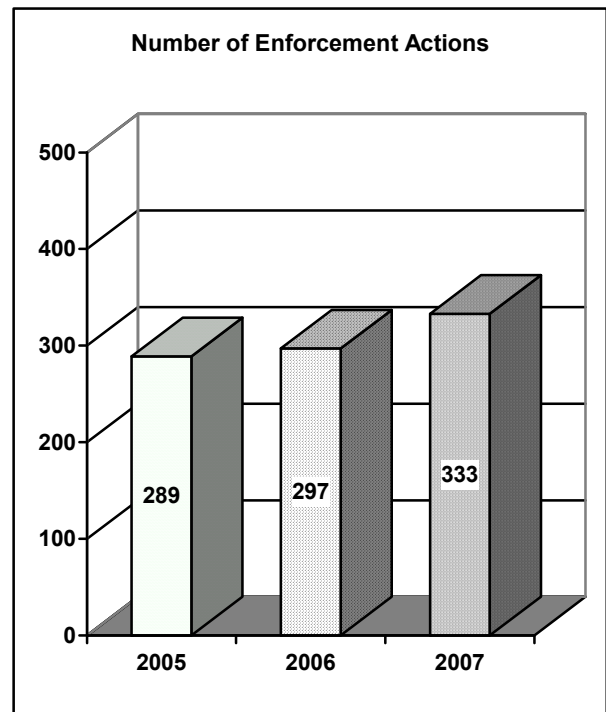
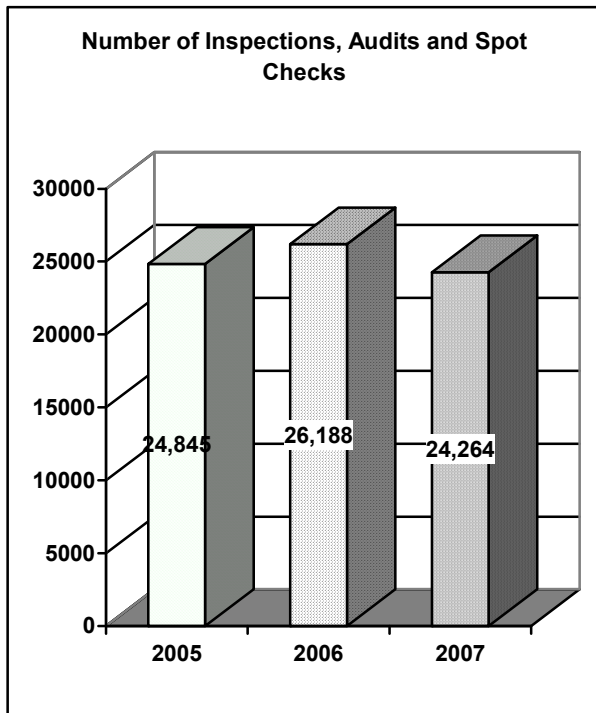
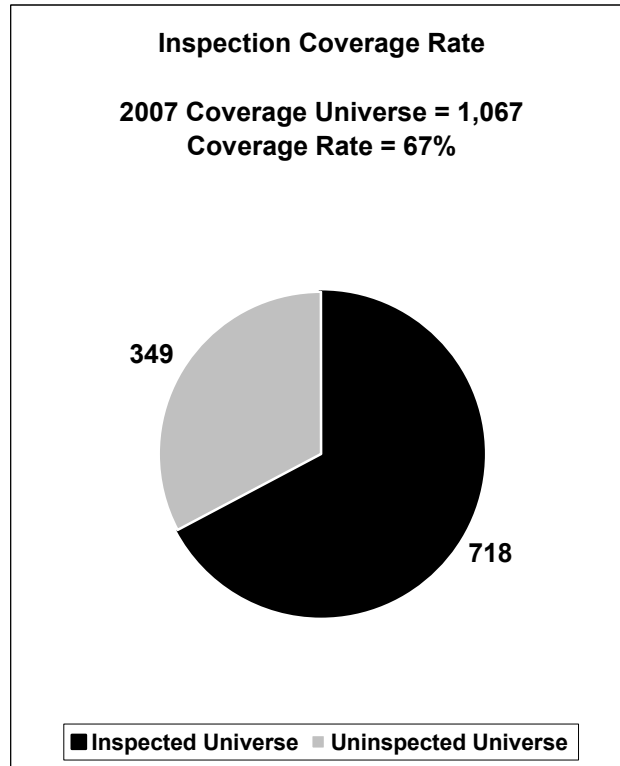
*** Number of sites in significant violation includes sites with violations carried over.

**** Coverage rate above is computed by dividing the number of inspected systems by the total number of community and Non-transient Non-community water systems.

***** This number includes actions to inform public water systems of monitoring requirements under the Safe Drinking Water Act.

Water Supply Program

Community and Non-transient Non-community Water Systems



Water Supply Program Transient Non-community Water Systems

	2007 Totals
<u>PERMITTED SITES/FACILITIES</u>	
Number of Permits/Licenses Issued	N/A
Number of Permits/Licenses in Effect at Fiscal Year End	N/A
<u>OTHER REGULATED SITES/FACILITIES</u>	
Number of Transient Noncommunity Water Systems	2517
<u>INSPECTIONS</u>	
Number of Sites Inspected	522
Number of Inspections, Audits, Spot Checks	11590
<u>COMPLIANCE PROFILE:</u>	
Number of Inspected Sites/Facilities with Significant Violations *	201
% of Sites/Facilities with Significant Violations	8%
Inspection Coverage Rate ***	21%
<u>SIGNIFICANT VIOLATIONS</u>	
Number of Significant Violations involving Environmental or Health Impact **	213
Number of Significant Violations based on Technical/Preventative Deficiencies ***	25
Number of Significant Violations carried over awaiting disposition from Previous Fiscal Year	62
Total	300
<u>DISPOSITION OF SIGNIFICANT VIOLATIONS</u>	
Resolved	215
Ongoing	85
<u>ENFORCEMENT ACTIONS</u>	
Number of Compliance Assistance Actions Rendered ****	0
Number of Show Cause, Remedial, Corrective Actions Issued	0
Number of Stop Work Orders	0
Number of Injunctions Obtained	0
Number of Penalty and Other Enforcement Actions	190
Notices Given to Public by Water Systems under Section 9-410	130
Number of Referrals to Attorney General for Possible Criminal Action	0
<u>PENALTIES</u>	
Amount of Penalties Obtained	\$0

*Number of sites in significant violation includes sites with violations carried over.

* Of the 213 violations, 200 violations are for systems delegated to the county health departments, and 13 violations are for systems directly overseen by MDE.

** At this time, technical and preventative violations are reported only for those systems directly overseen by MDE.

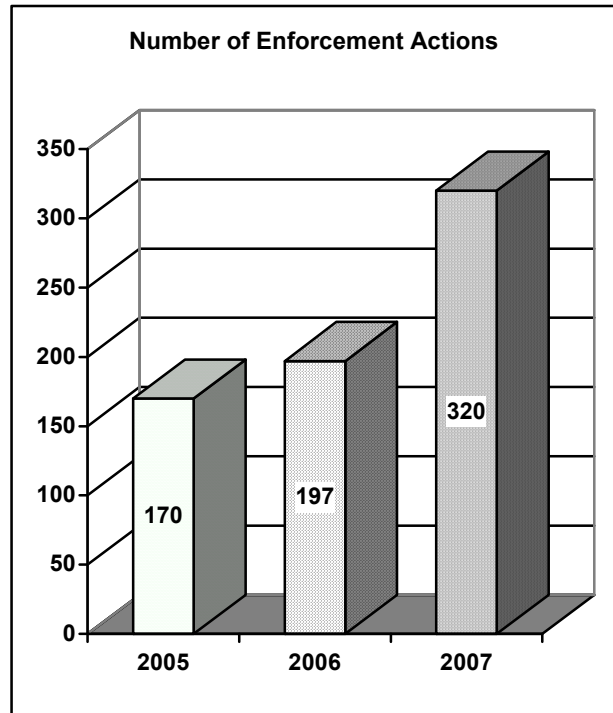
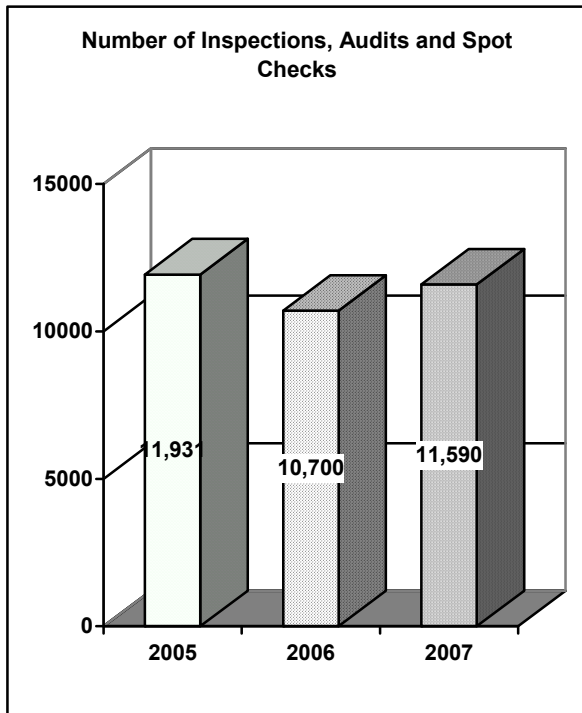
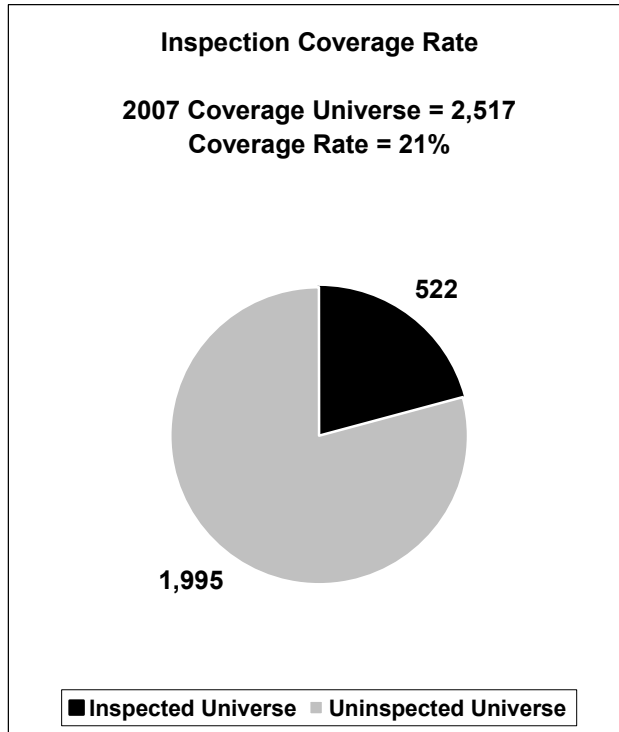
*** Coverage rate above is computed by dividing the number of inspected systems by the total number of transient Non-community water systems.

**** This number includes actions to inform public water systems of monitoring requirements under the Safe Drinking Water Act.

Water Supply Program

Transient Non-community Water Systems

These systems were reported separately for the first time in FY 2003.



Water Supply and Sewerage Construction

PURPOSE

The purpose of water and sewerage construction permits is to ensure that infrastructure projects throughout the State are designed on sound engineering principles and comply with State design guidelines to protect water quality and public health. Water and sewerage construction permits are required before installing, extending or modifying community water supply and/or sewerage systems including treatment plants, pumping stations and major water mains and sanitary sewers greater than 15 inches in diameter. These permits also help to ensure compliance with local comprehensive land use and water and sewerage plans and are supportive of community revitalization and land redevelopment.

AUTHORITY

STATE: Environment Article, Title 9, Subtitle 2, COMAR 26.03.12

PROCESS

Pre-approval: Applicants must show that the proposed water and/or sewerage facilities are included in the current county water and sewerage plans, have a valid NPDES discharge permit (if applicable), and certify that the proposed water and/or sewerage facilities will be operated either publicly or privately under a financial management plan.

Post-approval: The project must be constructed in accordance with the approved plans and specifications. Staff engineers perform inspections in this media to verify the facility is constructed to the approved design and/or the permittee submits "as built" plans or certification that the project was built in accordance with original plans as approved by MDE. Other approvals associated with the construction (i.e. sediment control, wetlands, etc.) are inspected under those media and by those inspectors. This program does not have authority to pursue traditional enforcement actions and or other operating standards. For projects where MDE is providing funding, construction violations would necessitate the return of state funds by the local jurisdiction. If a construction violation were to go unnoticed, the eventual result would be the failure of the facility to meet its discharge permit requirements and or other performance requirements. At that time, traditional enforcement tools available under the discharge permit program would be utilized.

There is no correlation between the number of permits issued and the number of sites inspected because inspections are performed only at active construction sites for projects being financed by MDE. Once construction has begun these projects are inspected on a routine basis through completion.

SUCSESSES AND CHALLENGES

Adequate water and sewer infrastructure is essential to public health and water quality protection. Water and sewerage construction permits help ensure that projects for water and sewerage are designed and constructed in accordance with sound engineering principle and comply with the State design guidelines to protect water quality and public health.

Over the past year the activity numbers have remained fairly consistent with the previous years' activities with the program being on target with its goals. The number of inspections performed is a function of the number of active construction projects being financed by MDE. MDE monitors all projects for which State financial assistance is being provided. Accordingly, the annual number of inspections will vary as the number of financed projects initiate and complete construction.

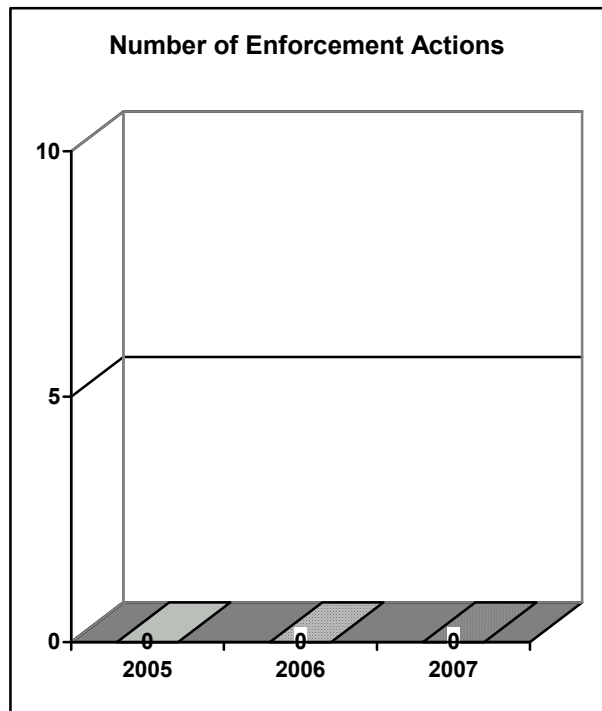
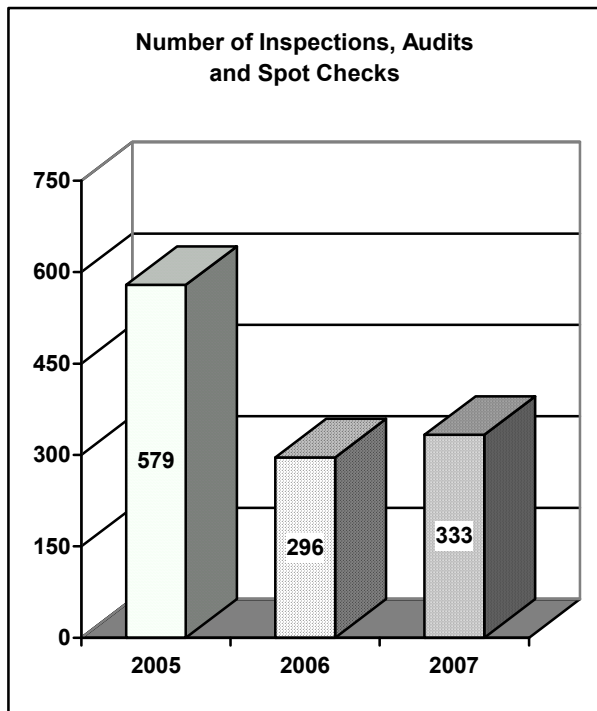
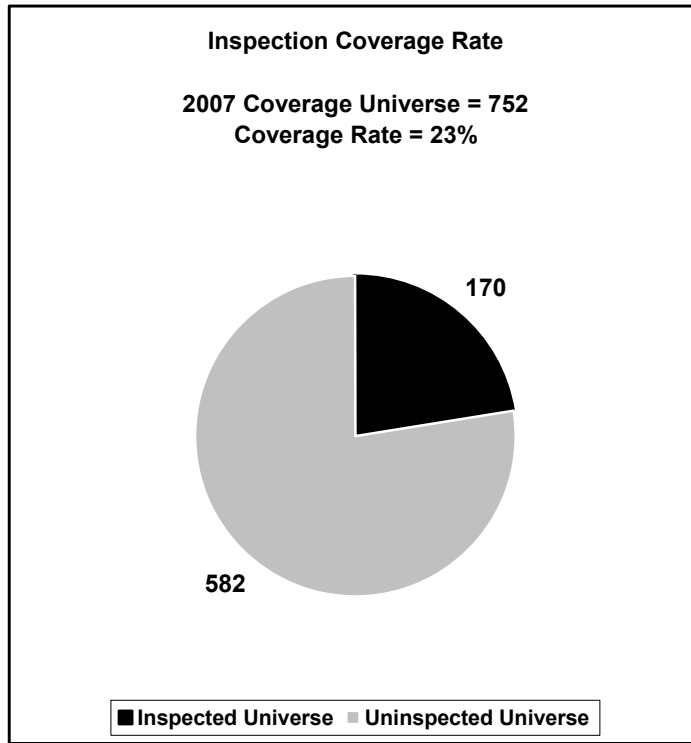
Water Supply and Sewerage Construction

	2007 Totals
<u>PERMITTED SITES/FACILITIES</u>	
Number of Permits/Licenses issued	225
Number of Permits/Licenses in effect at Fiscal Year End	752
<u>OTHER REGULATED SITES/FACILITIES</u>	
None	
<u>INSPECTIONS</u>	
Number of Sites inspected	170
Number of Inspections, Audits, Spot Checks	333
<u>COMPLIANCE PROFILE:</u>	
Number of Inspected Sites/Facilities with Significant Violations	0
% of Inspected Sites/Facilities with Significant Violations	0%
Inspection Coverage Rate *	23%
<u>SIGNIFICANT VIOLATIONS</u>	
Number of Significant Violations involving Environmental or Health Impact	0
Number of Significant Violations based on Technical/Preventative Deficiencies	0
Number of Significant Violations carried over awaiting disposition from Previous Fiscal year	0
Total	0
<u>DISPOSITION OF SIGNIFICANT VIOLATIONS</u>	
Resolved	0
Ongoing	0
<u>ENFORCEMENT ACTIONS **</u>	
Number of Compliance Assistance rendered	0
Number of Show Cause, Remedial, Corrective Actions issued	0
Number of Stop Work Orders	0
Number of Injunctions obtained	0
Number of Penalty and Other Enforcement Actions	0
Number of Referrals to Attorney General for possible Criminal Action	0
<u>PENALTIES</u>	
Amount of Administrative or Civil Penalties obtained	\$0

* Coverage rate above is computed as the total number of sites inspected and dividing that by the total number of permits/licenses in effect. All active projects are inspected.

** Program does not have direct legal authority to pursue traditional enforcement actions for violations. It requires the return of grant proceeds. MDE may indirectly use its general water pollution authority if a constructed facility violates the law.

Water Supply and Sewerage Construction



Waterway Construction – Dam Safety

PURPOSE

The purpose of the Maryland Dam Safety Division is to assure that dams and other impoundment structures are designed, constructed, operated and maintained safely, in order to protect public safety. The Dam Safety Division issues waterway construction permits for new dams and ponds, as well as for modifications to existing water impoundments. In addition, the Dam Safety Division conducts safety inspections of existing dams, conducts construction inspections and provides technical assistance to dam owners and local Soil Conservation Districts.

AUTHORITY

STATE: Environment Article, Title 5, Subtitle 5; COMAR 26.17.04

PROCESS

Upon issuance of a permit, copies of the approved plans are forwarded to the Compliance Program. Dam Safety Division engineers conduct quality assurance inspections. The Compliance Program may inspect the site to determine whether construction has begun or to perform sediment control inspections at the request of the permitting division or in response to citizens' complaints.

The Dam Safety Division performs safety inspections of all high hazard (failure will likely cause loss of life) dams once a year, intermediate hazard (failure will likely cause significant property damage and damage to important infrastructure) dams every three years and low hazard dams are inspected once every 5-7 years. Based upon the inspection findings, the Dam Safety Division may initiate enforcement actions from a letter advising the owner to correct noted deficiencies up to declaring the dam unsafe and in need of repair with an Order requiring repairs or other action be taken to assure the safety of the dam.

MDE does not have the statutory authority to collect administrative penalties for this program.

SUCCESSSES AND CHALLENGES

The Dam Safety Division through its dam inspection, dam owner assistance, permitting and enforcement initiatives seeks to prevent dam failures and the resultant loss of life, property damage and environmental impacts. Dam failures cause significant erosion of stream channels and sediment deposition in the channel and in the storage area behind the impoundment. In addition, dam failures can cause significant damage to wetlands and habitat, both aquatic and terrestrial, through the destructive force of the depth and velocity of the flood wave.

Although the following table and chart indicate that the overall Enforcement Coverage Rate for the Dam Safety Program is 16%, all high hazard dams are

inspected annually (100%). Inspections are required less frequently than once a year at dams with lower hazard potential.

The Dam Safety Division currently is responsible for 474 dams. These dams are classified into three categories according to the consequences of a potential failure. The classifications are:

- High Hazard: loss of life and significant property damage
- Significant Hazard: property/infrastructure damage
- Low Hazard: damage to floodplain and the dam itself

The inspection frequency is based on national guidelines and is responsive to the potential failure consequences as follows:

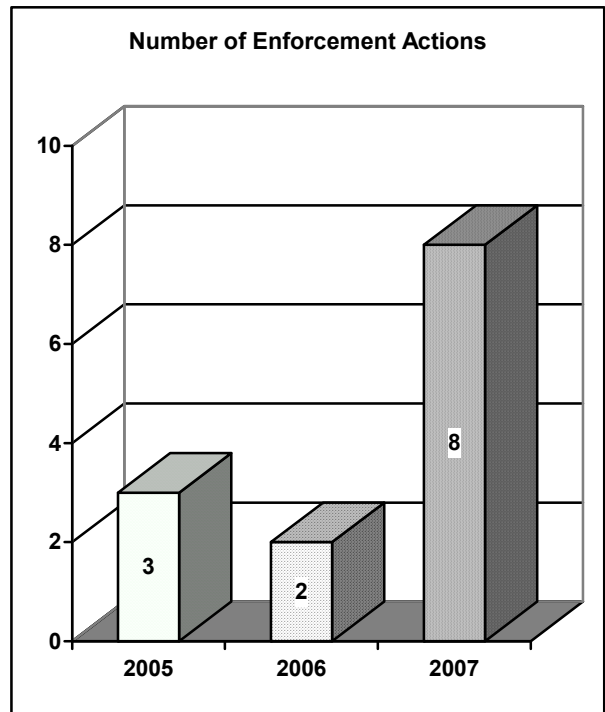
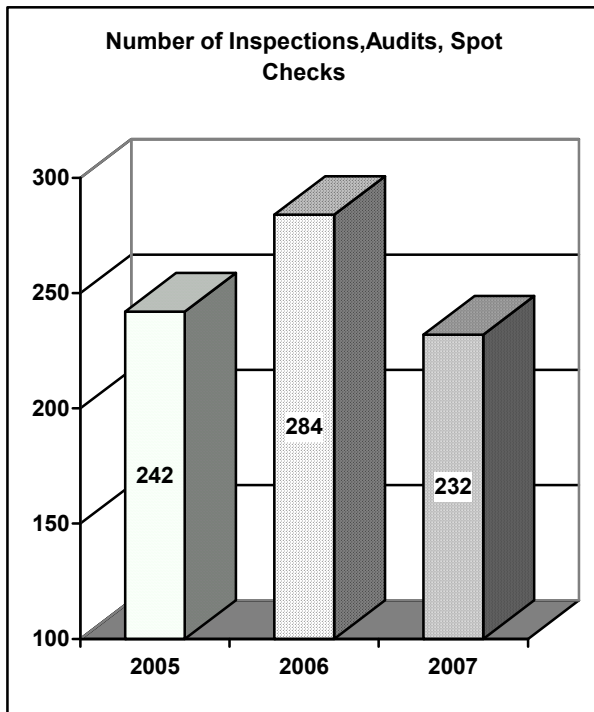
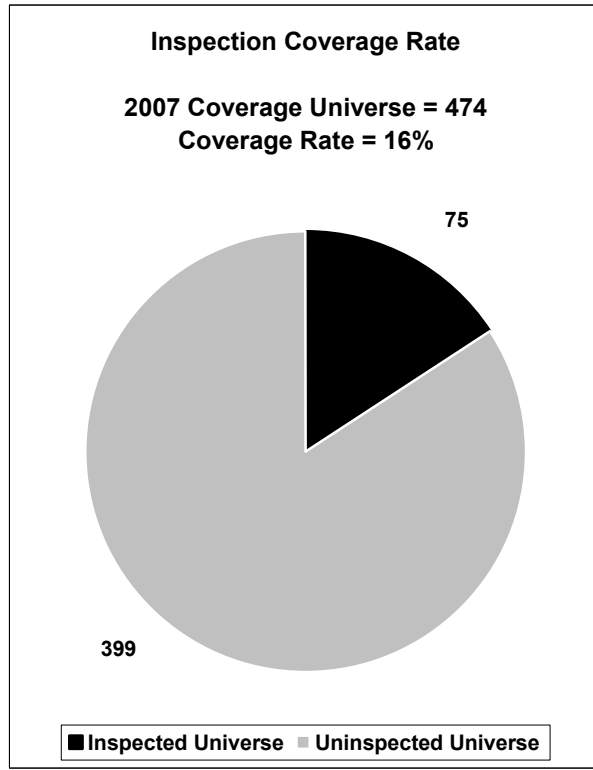
Hazard Class	Number in category	Frequency
High Hazard	66	Annually
Significant	78	Every 3 years
Low	330	Every 6 years

Waterway Construction – Dam Safety

	2007 Totals
<u>PERMITTED SITES/FACILITIES</u>	
Number of Permits/Licenses issued	33
Number of Permits/Licenses in effect at Fiscal Year End	474
<u>OTHER REGULATED SITES/FACILITIES</u>	
None	
<u>INSPECTIONS</u>	
Number of Sites inspected	75
Number of Inspections, Audits, Spot Checks	232
<u>COMPLIANCE PROFILE:</u>	
Number of Inspected Sites/Facilities with Significant Violations	6
% of Inspected Sites/Facilities with Significant Violations	3%
Inspection Coverage Rate *	16%
<u>SIGNIFICANT VIOLATIONS</u>	
Number of Significant Violations involving Environmental or Health Impact	0
Number of Significant Violations based on Technical/Preventative Deficiencies	6
Number of Significant Violations carried over awaiting disposition from Previous Fiscal year	9
Total	15
<u>DISPOSITION OF SIGNIFICANT VIOLATIONS</u>	
Resolved	4
Ongoing	11
<u>ENFORCEMENT ACTIONS</u>	
Number of Compliance Assistance rendered	152
Number of Show Cause, Remedial, Corrective Actions issued	8
Number of Stop Work Orders	0
Number of Injunctions obtained	0
Number of Penalty and Other Enforcement Actions	0
Number of Referrals to Attorney General for possible Criminal Action	2
<u>PENALTIES</u>	
Amount of Administrative or Civil Penalties obtained	\$0

* Coverage rate above is computed as the total number of sites inspected and dividing that by the total number of permits/licenses in effect. See narrative for more detail.

Waterway Construction – Dam Safety



Wetlands and Waterways Non-tidal and Floodplain

PURPOSE

The goal of the Non-tidal Wetlands Protection Act is to attain no net loss in non-tidal wetland acreage and to strive for a net resource gain in non-tidal wetlands over present conditions. One of the mechanisms established by the Act to accomplish this goal was a comprehensive regulatory program that targeted all of the activities that had a potential to adversely impact non-tidal wetlands. These activities include:

- Removal, excavation, or dredging of soil or materials of any kind;
- Changing existing drainage or flood retention characteristics;
- Disturbance of the water level or water table by drainage, impoundment, or other means;
- Filling, dumping, discharging of material, driving piles, or placing obstructions;
- Grading or removal of material that would alter existing topography; and
- Destruction or removal of plant life.

Through its permit application review process, the Maryland Department of the Environment (MDE) attempts to first prevent wetland loss by requiring the applicant to evaluate project designs that will avoid wetland impacts. Based on this evaluation of alternatives, if MDE finds that impacts are unavoidable, the applicant is required to utilize the project design that will minimize the wetland impacts and provide appropriate mitigation for those impacts.

Mitigation, required for all unavoidable impacts that are authorized by MDE, means that the applicant must replace lost wetland acreage, function and value. This is usually accomplished by requiring the creation of new wetlands, restoration of relic wetlands, enhancement of degraded wetlands or some acceptable combination. MDE may also accept monetary compensation if it is determined that mitigation for non-tidal wetland losses is not a feasible alternative. For example, monetary compensation may be accepted if the size of the non-tidal wetland loss is less than one acre and a suitable mitigation site cannot be identified within the impacted watershed. The payment is deposited into the State's Non-tidal Wetlands Compensation Fund and used by the State to construct non-tidal wetlands throughout Maryland.

In addition, MDE is also responsible for addressing potential impacts to the State's non-tidal waterways. Authorization is required to conduct any activity that changes the course, current or cross-section of a non-tidal stream or body of water, including the 100-year floodplain. Waterway construction activities are evaluated to ensure that they do not create flooding on upstream or downstream properties. Such

activities are additionally evaluated to ensure protection of aquatic resources, including the maintenance of fish habitat and migration, from degradation.

AUTHORITY

STATE: Environment Article, Title 5, Subtitles 5 and 9; COMAR 26.17 and 26.23

PROCESS

Upon issuance of a permit, license, or authorization the file is transferred to the Compliance Program where an inspection priority is assigned. The inspectors then schedule routine inspections of the facilities adhering to the assigned priority as much as workload allows. Facilities are not given advance notification of routine inspections. At any time during the process, the inspection frequency can be adjusted as site conditions or workload demands. Inspections are performed to verify that the projects are in accordance with the authorization. Because a site may involve non-tidal wetland and/or 100-year floodplain impacts, inspections evaluate whether all the resultant construction impacts are in accordance with the permits. Case by case, this may involve identifying or verifying a non-tidal wetland boundary and documenting findings in the inspection report. At sites where there may be 100-year floodplain impacts, it may be necessary to determine the floodplain boundary before project compliance can be determined.

MDE does not have the statutory authority to collect administrative penalties for this program.

SUCCESSSES AND CHALLENGES

The Wetlands and Waterways Program (Program) administers a statewide program for the management, conservation, and protection of Maryland's tidal wetlands, and non-tidal wetlands and waterways, including the 100-year floodplain. Due to a continuing reduction of personnel, the Program's ability to process and evaluate applications in a thorough and timely manner has declined. Since 1991, the Program's workforce has declined by 40%.

While the strength of the Program's work force has declined over time, the demands placed on it have increased over time. Although these demands can be attributed to a variety of factors, the following aspects have had major impacts:

- Elimination of statutory exemption for activities in the Chesapeake Bay Critical Area;
- Addition of Water Quality Certification responsibilities into the permit application review process due to the Department of the Environment/Department of Natural Resources reorganization;
- Elimination of regulatory exemption for small headwater streams;
- Increase in administrative responsibilities due to the Maryland State Programmatic General Permit;

- Increase in the number of permit applications;
- Increase in the complexity of projects and the need for multi-agency review;
- Increase in the number of pre-application meetings, public informational hearings, and contested case hearings;
- Increase in the number of pre-application meetings, public informational hearings, and contested case hearings;
- Increase in the number of permittee and programmatic mitigation sites;
- Outdated tidal wetland regulatory maps, which require public notice and a public informational hearing as part of the revision process;
- Advancements in the field of bio-engineering, including the evolution of stream restoration techniques; and,
- Decrease in the ability to provide planning, technical assistance, and public outreach.

On average, the Program annually authorizes 39.4 acres of impacts to non-tidal wetlands. The annual average of non-tidal wetlands mitigated is 67.7 acres.

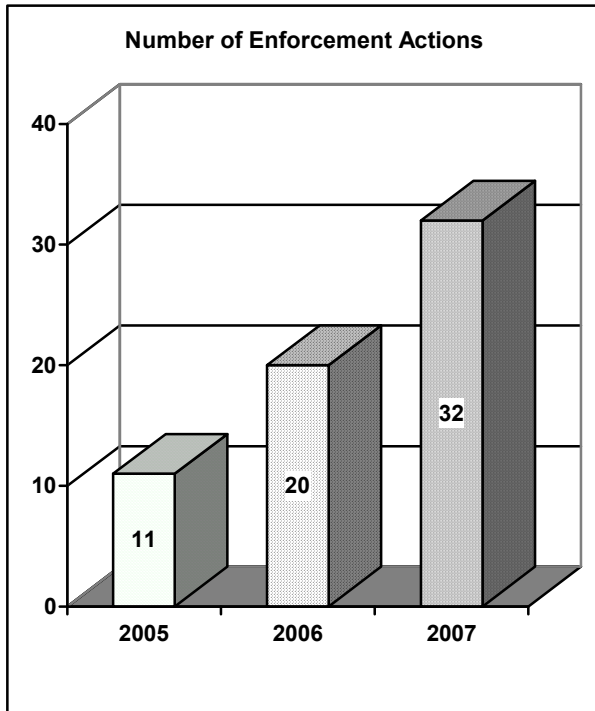
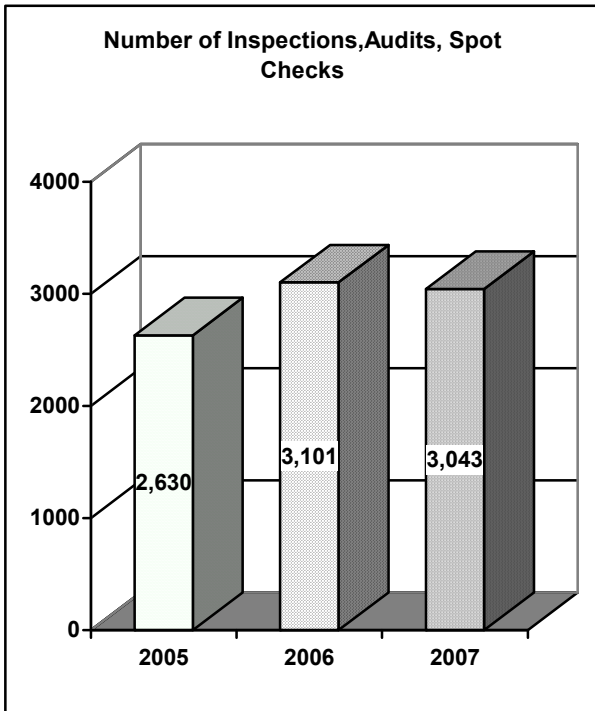
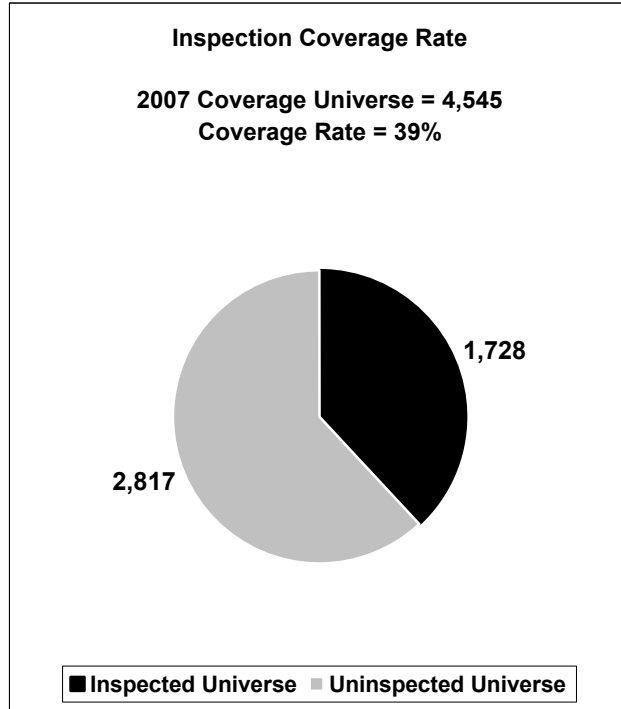
This page intentionally left blank

Wetlands and Waterways Non-tidal and Floodplain

	2007 Totals
<u>PERMITTED SITES/FACILITIES</u>	
Number of Permits/Licenses issued	839
Number of Permits/Licenses in effect at Fiscal Year End	4545
<u>OTHER REGULATED SITES/FACILITIES</u>	
None	
<u>INSPECTIONS</u>	
Number of Sites inspected	1728
Number of Inspections, Audits, Spot Checks	3043
<u>COMPLIANCE PROFILE:</u>	
Number of Inspected Sites/Facilities with Significant Violations	23
% of Inspected Sites/Facilities with Significant Violations	1%
Inspection Coverage Rate *	38%
<u>SIGNIFICANT VIOLATIONS</u>	
Number of Significant Violations involving Environmental or Health Impact	19
Number of Significant Violations based on Technical/Preventative Deficiencies	5
Number of Significant Violations carried over awaiting disposition from Previous Fiscal year	28
Total	52
<u>DISPOSITION OF SIGNIFICANT VIOLATIONS</u>	
Resolved	26
Ongoing	26
<u>ENFORCEMENT ACTIONS</u>	
Number of Compliance Assistance rendered	54
Number of Show Cause, Remedial, Corrective Actions issued	8
Number of Stop Work Orders	6
Number of Injunctions obtained	1
Number of Penalty and Other Enforcement Actions	17
Number of Referrals to Attorney General for possible Criminal Action	0
<u>PENALTIES</u>	
Amount of Administrative or Civil Penalties obtained	\$1200

Coverage rate above is computed as the total number of sites inspected and dividing that by the total number of permits/licenses in effect.

Wetlands and Waterways – Non-tidal and Floodplain



Wetlands - Tidal

PURPOSE

Tidal wetlands are open water and vegetated estuarine systems affected by the rise and fall of the tide. In 1970, the Maryland General Assembly recognized that many tidal wetlands had been lost or despoiled throughout the State by unregulated activities such as dredging, dumping and filling, and that remaining tidal wetlands were in jeopardy. The enactment of the Wetlands and Riparian Rights Act established a comprehensive plan to restrict and regulate activities conducted in tidal wetlands in order to preserve and protect them. The Act states that these unregulated activities will "affect adversely, if not eliminate entirely, the value of the wetlands as a source of nutrients to finfish, crustacea, and shellfish of significant economic value" and will "destroy the wetlands as a habitat for plants and animals of significant economic value and eliminate or substantially reduce marine commerce, recreation, and aesthetic enjoyment". The Act also declares: "It is the policy of the State, taking into account varying ecological, economic, developmental, recreational, and aesthetic values, to preserve the wetlands and prevent their despoliation and destruction."

Prior to enactment of the Wetlands and Riparian Rights Act, over 1,000 acres of wetlands were being destroyed throughout tidewater Maryland every year. Today, through its regulatory program, the Maryland Department of the Environment (MDE) strives for a net resource gain over present conditions. Tidal wetlands are managed to provide reasonable use while furnishing essential resource protection. Licenses are issued for activities conducted in State wetlands by the Maryland Board of Public Works (BPW), which is comprised of the Governor, the Comptroller of the Treasury, and the State Treasurer, based on recommendations from MDE. Permits are issued directly by MDE for activities conducted in private wetlands. A license or permit must be obtained before a person dredges, fills or otherwise alters a tidal wetland.

The following projects require authorization from MDE if conducted in tidal wetlands: dredging, filling; shoreline protection projects, including marsh creation, stone revetments and bulkheads; piers; boat ramps; jetties, groins and breakwaters; cable crossings; storm drain systems; and similar structures. The regulatory process for tidal wetlands is similar to that described for non-tidal wetlands and waterways. Applications are evaluated to insure that appropriate steps are taken to first avoid, and then minimize impacts to tidal wetlands. Mitigation is required for unavoidable impacts, with the amount of mitigation based on resources impacted; type of mitigation proposed; and location of mitigation. In-kind and on-site mitigation is preferred and required wherever appropriate site conditions exist.

AUTHORITY

STATE: Environmental Article Title 16; Subtitle 2; COMAR 26.24

PROCESS

Upon issuance of a license/permit/authorization the file is transferred to the Compliance Program where an inspection priority is assigned. The inspectors then schedule routine inspections of the facilities adhering to the assigned priority as much as workload allows. Facilities are not given advance notification of routine inspections. At any time during the process, the inspection frequency can be adjusted as site conditions or workload demands. Inspections typically verify that the work being performed is in accordance with the work authorized and that all license or permit conditions are in compliance.

MDE does not have the statutory authority to collect administrative penalties for this program.

SUCCESSSES AND CHALLENGES

The Wetlands and Waterways Program (Program) administers a statewide program for the management, conservation, and protection of Maryland's tidal wetlands, and nontidal wetlands and waterways, including the 100-year floodplain. Due to a continuing reduction of personnel, the Program's ability to process and evaluate applications in a thorough and timely manner has declined. Since 1991, the Program's workforce has declined by 40%.

While the strength of the Program's work force has declined over time, the demands placed on it have increased over time. Although these demands can be attributed to a variety of factors, the following aspects have had major impacts:

- Elimination of statutory exemption for activities in the Chesapeake Bay Critical Area;
- Addition of Water Quality Certification responsibilities into the permit application review process due to the Department of the Environment/Department of Natural Resources reorganization;
- Elimination of regulatory exemption for small headwater streams;
- Increase in administrative responsibilities due to the Maryland State Programmatic General Permit;
- Increase in the number of permit applications;
- Increase in the complexity of projects and the need for multi-agency review;
- Increase in the number of pre-application meetings, public informational hearings, and contested case hearings;
- Increase in the number of pre-application meetings, public informational hearings, and contested case hearings;
- Increase in the number of permittee and programmatic mitigation sites;
- Outdated tidal wetland regulatory maps, which require public notice and a public informational hearing as part of the revision process;
- Advancements in the field of bio-engineering, including the evolution of stream restoration techniques; and,

- Decrease in the ability to provide planning, technical assistance, and public outreach.

On average, the Program annually authorizes 1.37 acres of impacts to tidal vegetated wetlands. The annual average of tidal wetlands mitigated and established through the regulatory program is 13.18 acres. This represents a 9.93% gain in tidal wetlands per year.

A number of significant violations associated with pier construction identified in one community are close to resolution through settlement agreements negotiated by the Attorney General's Office on behalf of MDE.

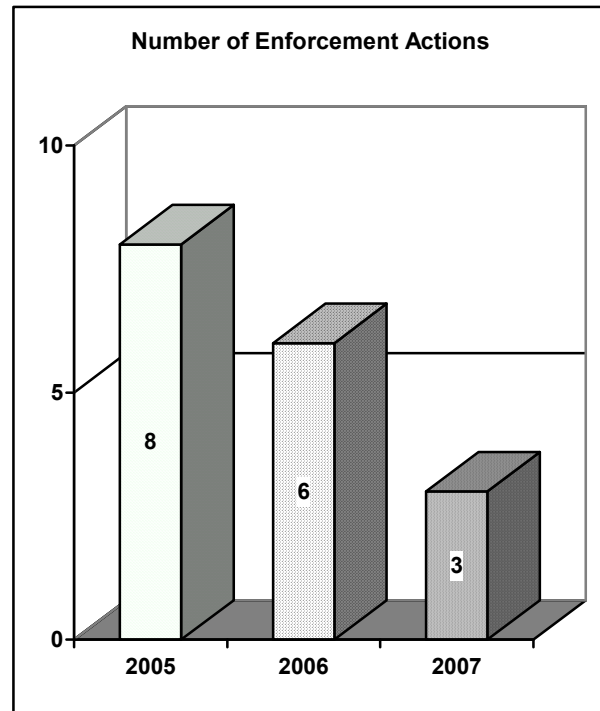
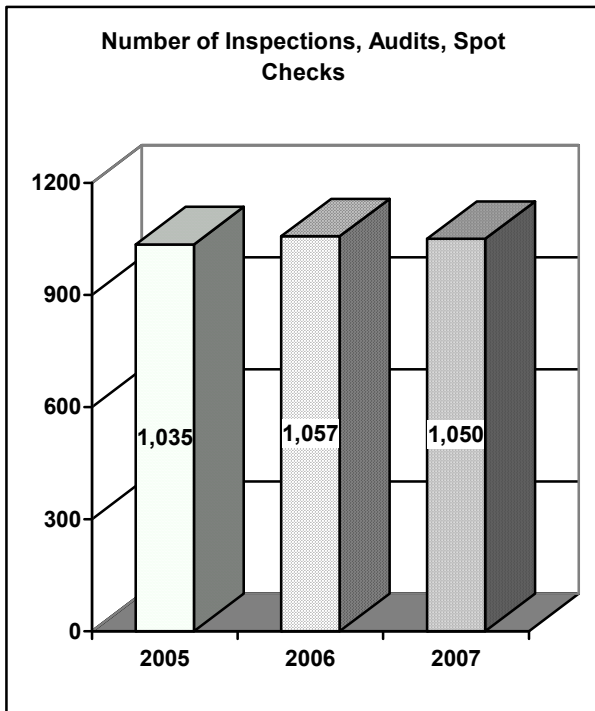
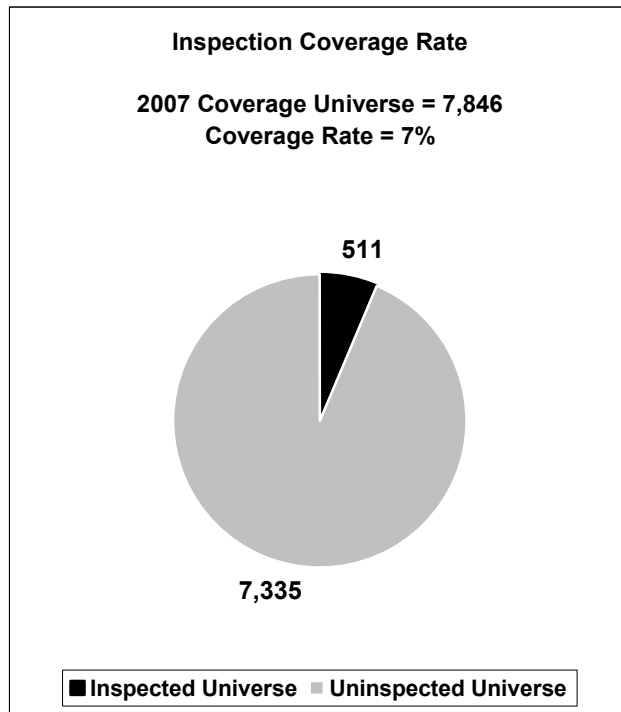
This page intentionally left blank

Wetlands - Tidal

	2007 Totals
<u>PERMITTED SITES/FACILITIES</u>	
Number of Permits/Licenses issued	1652
Number of Permits/Licenses in effect at Fiscal Year End	7846
<u>OTHER REGULATED SITES/FACILITIES</u>	
None	
<u>INSPECTIONS</u>	
Number of Sites inspected	511
Number of Inspections, Audits, Spot Checks	1050
<u>COMPLIANCE PROFILE:</u>	
Number of Inspected Sites/Facilities with Significant Violations	7
% of Inspected Sites/Facilities with Significant Violations	1%
Inspection coverage Rate *	7%
<u>SIGNIFICANT VIOLATIONS</u>	
Number of Significant Violations involving Environmental or Health Impact	3
Number of Significant Violations based on Technical/Preventative Deficiencies	4
Number of Significant Violations carried over awaiting disposition from Previous Fiscal year	40
Total	47
<u>DISPOSITION OF SIGNIFICANT VIOLATIONS</u>	
Resolved	31
Ongoing	16
<u>ENFORCEMENT ACTIONS</u>	
Number of Compliance Assistance rendered	26
Number of Show Cause, Remedial, Corrective Actions issued	3
Number of Stop Work Orders	0
Number of Injunctions obtained	0
Number of Penalty and Other Enforcement Actions	0
Number of Referrals to Attorney General for possible Criminal Action	0
<u>PENALTIES</u>	
Amount of Administrative or Civil Penalties obtained	\$19,250

* Coverage rate above is computed as the total number of sites inspected and dividing that by the total number of permits/licenses in effect.

Wetlands – Tidal



This page intentionally left blank

OFFICE OF THE ATTORNEY GENERAL
ENVIRONMENTAL CRIMES UNIT

ENVIRONMENTAL CRIMES UNIT EXECUTIVE SUMMARY

The Environmental Crimes Unit of the Criminal Division of the Maryland Attorney General's Office (ECU) investigates and prosecutes environmental crime in Maryland. Typically, criminal prosecution is a last resort used for the worst, most wanton or most recalcitrant of environmental offenders. During FY 2007, the ECU opened sixty-five criminal investigations and filed charges in nine of those investigations. Of the sixty-five investigations, thirty were the result of referrals from MDE administrations. Eleven prosecutions were completed during the fiscal year, resulting in jail terms totaling 3.5 years, probation terms totaling 13 years and fines totaling \$85,000, in addition to community work service and other penalties.

Environmental Crimes Unit

PURPOSE

The Attorney General's Environmental Crimes Unit (ECU) investigates and prosecutes environmental crimes in Maryland. ECU is a criminal investigation and prosecution unit under the direction of the Criminal Division of the Attorney General's Office. ECU utilizes the prosecutorial authority of the Attorney General and the investigative skills and law enforcement authority of the Maryland State Police and Baltimore City Police Departments to investigate environmental violations and, when appropriate, file criminal charges against both corporate and individual offenders. Criminal enforcement is an effective and necessary tool in the compliance effort because it ensures that the most serious and recalcitrant offenders are subjected to criminal sanctions. This is important to protect public health and ensure a level playing field for those that do comply with Maryland's environmental laws.

ECU has jurisdiction throughout the State. ECU's statewide multi-media responsibilities are carried out with a staff of eight, seven of whom (4 investigators and 3 prosecutors) are directly involved in the criminal investigation and enforcement work of the unit. ECU operates from the perspective that criminal enforcement is often the enforcement choice of last resort, or is the only enforcement option available. It is often applied to the most recalcitrant offenders, where the prospect of imprisonment and/or being stigmatized by a criminal conviction is necessary to protect public health and the quality of Maryland's air, land and water resources.

AUTHORITY

STATE: The General Assembly, through the *Environment Article*, provides the Attorney General exclusive or concurrent authority to prosecute criminal violations involving water pollution, air pollution and hazardous waste. The Attorney General also has authority under Article V, Section 3 of the Constitution of Maryland to investigate and prosecute other crimes as directed by the Governor. Historically the Governor has granted ECU continuing authority to investigate and prosecute violations of Maryland's Litter Control Law (§10-110 of the Criminal Law Article), and other broadly defined related offenses. ECU seeks the Governor's authorization to investigate and prosecute other violations not within the *Environment Article* on a case-by-case basis.

PROCESS

ECU typically receives complaints about possible criminal activity from three sources: citizen complaints, other governmental and law enforcement agencies, and the MDE Administrations. Complaints are initially reviewed by an ECU prosecutor to assess the presence of factors indicating possible criminal intent. Complaints with the potential for prosecution are then assigned to ECU investigators to conduct full investigations for the purpose of gathering sufficient evidence to accurately assess whether the filing of criminal charges is warranted. If charges are filed or indictments returned by grand juries, ECU prosecutors and investigators work the case through trial and any appeals.

SUCCESSSES AND CHALLENGES

In FY 2007, ECU successfully assisted MDE in furthering its compliance and enforcement goals by conducting sixty-five criminal investigations and filing charges in nine of those investigations. Of the sixty-five investigations, thirty were the result of referrals from MDE administrations. Eleven prosecutions were completed during the fiscal year, resulting in jail terms totaling 3.5 years, probation terms totaling 13 years and fines totaling \$85,000, in addition to community work service and other penalties.

A continuing challenge is to restore investigative resources at least to levels experienced in the 1990s. Sworn law enforcement personnel with statewide authority assigned to this Unit have been reduced by 75% over the past eight years (FY 1999 - FY 2007). In FY 2007, MSP remained limited to a single trooper assigned to the Unit. MDE's financial commitment to ECU remained strong in this fiscal year.

An additional challenge is the need to create new positions to enable the Unit to train personnel to maintain the Unit's high-level of investigative expertise in anticipation of the retirement of several very experienced investigators in the near future. Investigators new to this Unit are required to undergo time consuming and extensive training. It is therefore important to have sufficient numbers of investigators for both the caseload requirements and the benefit of experienced investigators being able to train new investigators.

Additionally, there is a desire for the Unit to be able to be more proactive in the pursuit of industries and businesses, as well as individuals, who are often found repeating the same dangerous environmental crimes. In order to be able to be effective in this effort, and to bring sufficient results, it will be necessary to be fully staffed with both attorneys and investigators. The cases can be complex and involved, especially in a proactive form, and without the proper staffing, results will be limited. The Unit is currently lacking in staffing for both attorneys and investigators.

CHART 1 shows the number of investigations conducted by ECU during FY 2007 and the source of the complaints leading to the investigations.

FY '07 – INVESTIGATIONS OPENED		
SOURCE OF COMPLAINTS		INVESTIGATIONS OPENED
M D E	ARMA	4
	WAS	12
	WMA	4
	ERD	10
MDE TOTAL		30
OTHER SOURCES		35
TOTAL		65

The MDE administrations, ARMA, WAS, and WMA, have traditional enforcement programs. The Emergency Response Division often responds to environmental emergencies that may be caused by criminal activities.

CHART 2 shows the number of cases prosecuted by ECU during FY 2007. The chart distinguishes between the number of cases where prosecution was initiated during FY 2007 and the number of cases concluded during FY 2007. In prosecuting criminal cases, it is not uncommon for charges in a case to be filed during one fiscal year and concluded during a subsequent fiscal year. Charges may also be formally filed in a different fiscal year than when the investigation was opened by ECU.

FY '07 – PROSECUTIONS			
SOURCE OF COMPLAINTS		NO. OF CASES FILED	NO. OF CASES CONCLUDED
M D E	ARMA	0	0
	WAS	1	5*
	WMA	0	0
	ERD	1	2
	OS	1	0
MDE TOTAL		3	7
OTHER SOURCES		6	4
TOTAL		9	11

*Two referrals resulted in two defendants charged.

CHART 3 shows the penalties imposed in cases concluded in criminal counts during FY2007.

CASE TYPE	# OF CASES CONCLUDED IN COURT	FINES, RESTITUTION, ENVIRONMENTAL PROJECT COSTS		JAIL TIME IMPOSED (Years)	PROBATION (Years)	COMMUNITY SERVICE (Hours)
		IMPOSED	TO BE PAID			
HAZARDOUS WASTE	2	30,000	20,000	1	2	70
SOLID WASTE	5	23,000	1,000	1.5	5	
TIRES	1	2,000		1	3	80
WATER	3	30,000	13,500		3	
WETLANDS*			* 2,500			
TOTAL	11	\$85,000	\$37,000	3.5	13	150

Note – A single case may involve charges from any number of the various titles.

*Includes \$2,500, previously suspended portion of a fine, for violation of probation from a FY '05 case.

CHART 4 The Report of Enforcement Activities mandated by §1-301(d) of the Environment Article requires reporting of information for criminal cases prosecuted under specified subtitles of the Environment Article. The chart reflects all ECU activity for the fiscal year. The shaded areas delineate activity required under specified subtitles.

FY '07 – YEARLY TOTALS	Title 7	Title 9		Title 16	Crim. Law	TOTAL
	<i>Subtitle 2</i>	<i>Subtitle 2</i>	<i>Subtitle 3</i>	<i>Subtitle 3</i>	<i>§10-110</i>	
Number of Criminal Cases Concluded in Court	2	1	3		5	11
Number of Convictions Obtained	2	1	3		3	9
Imprisonment Time Ordered (Years)	1	1	0		1.5	3.5 Yrs.
Imprisonment Time To Be Served (Years)	0	0	0		0	0
Probation Ordered (Years)	2	3	3		5	13 Yrs.
Community Service Ordered (Hours)	70	80	0		0	150 Hrs.
Criminal Fines, Restitution & Clean-Up Costs Imposed	30,000	2,000	30,000		23,000	85,000
Criminal Fines, Restitution & Clean-Up Costs To Be Paid	20,000	0	13,500	* 2,500	1,000	37,000

**Title 2 – Ambient Air Quality Control

**Title 4 – Water Management/Waste Mgmt.

**Title 5 – Water Resources

**Title 6 – Toxic, Carcinogenic & Flammable Substances

Title 7 – Hazardous Materials & Hazardous Substances

**Title 8 – Radiation

Title 9 – Water, Ice, and Sanitary Facilities

**Title 13 – Well Drillers

Title 16 – Tidal Wetlands

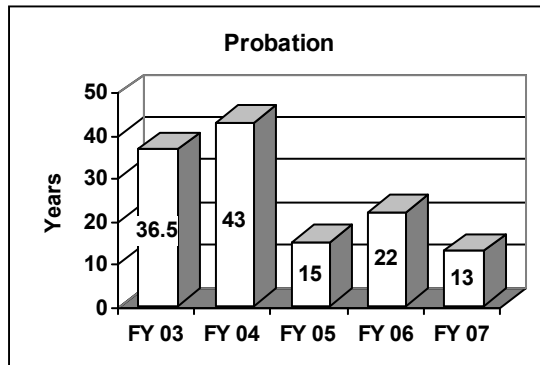
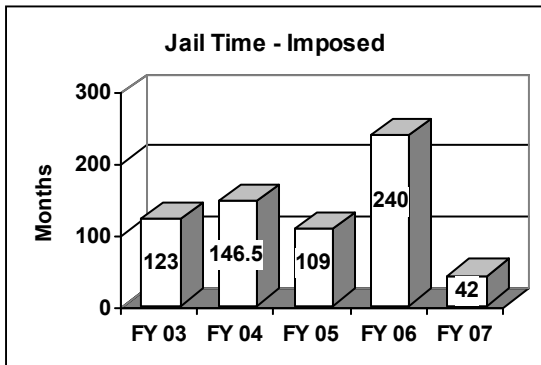
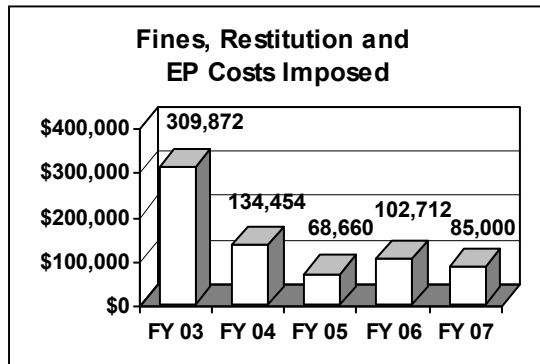
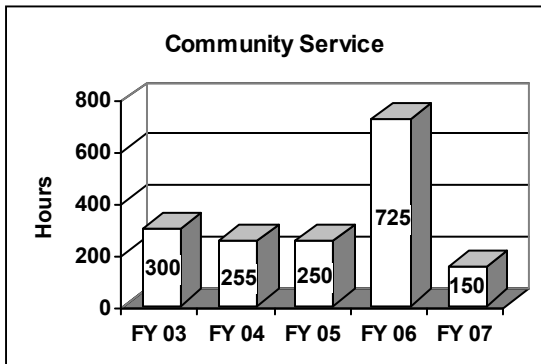
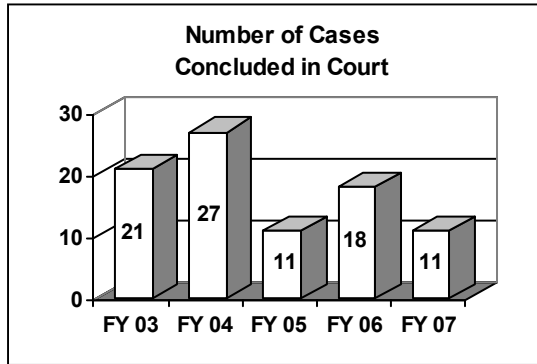
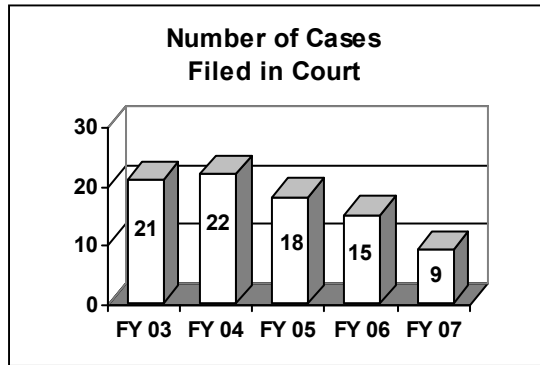
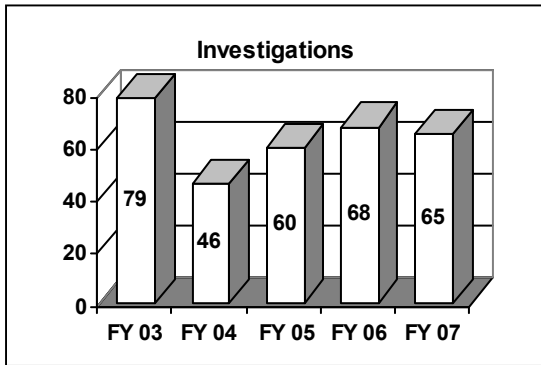
§10-110 of Criminal Law Article – Litter Control Law

Note – A single case may involve charges from any number of the various titles.

*Includes \$2,500, previously suspended portion of a fine, for violation of probation from a FY '05 case.

**No cases under this title for Fiscal Year 2007

Environmental Crimes Unit



This page intentionally left blank.

SECTION THREE - APPENDICES

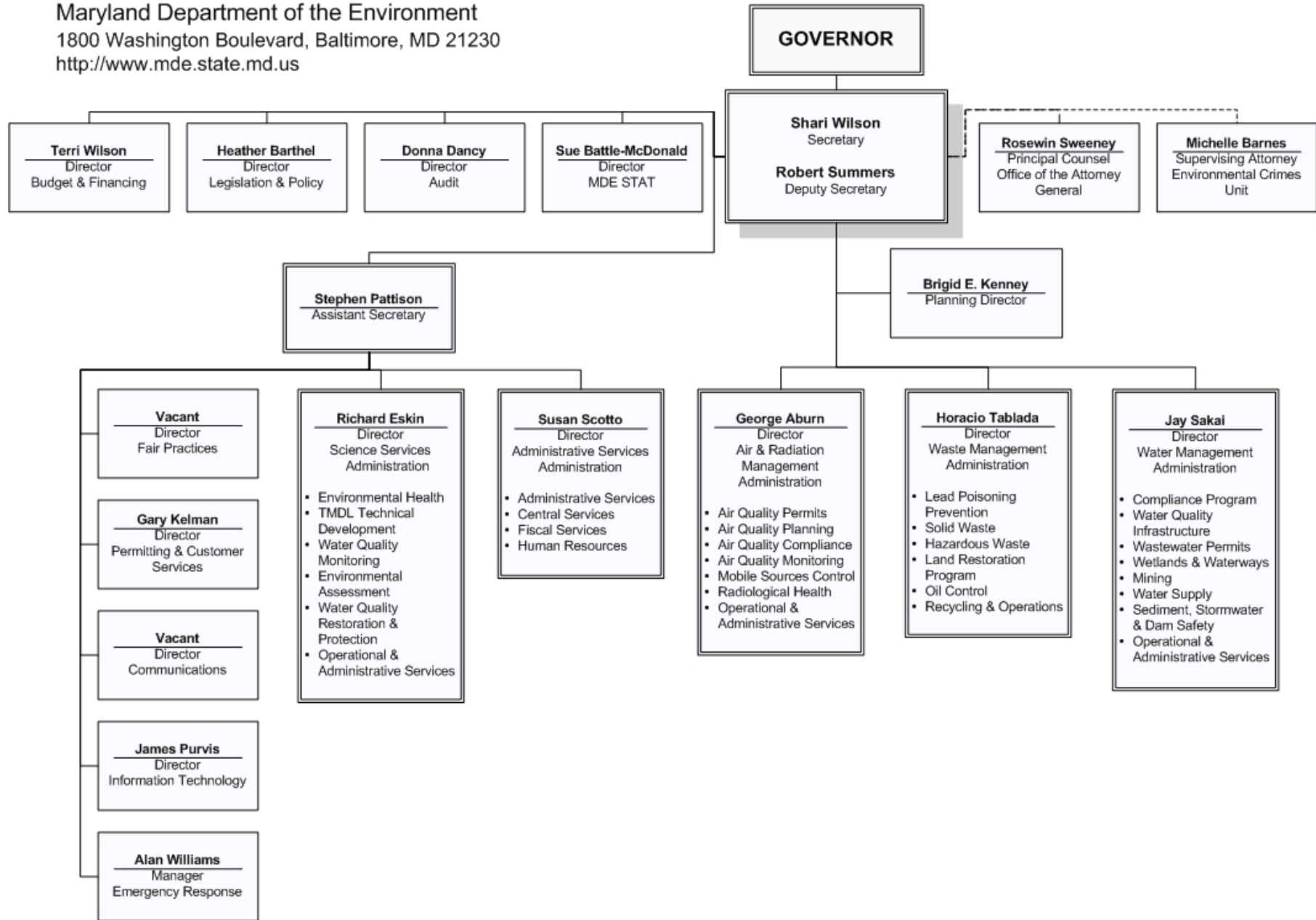
APPENDIX I

MDE ORGANIZATION

2007 ANNUAL ENFORCEMENT AND COMPLIANCE REPORT WORK GROUP

Lorraine Anderson, Air and Radiation Management Admin (Asbestos)
Tom Boone, Water Management Administration
Jack Bowen, Water Management Administration
Frank Courtright, Air and Radiation Management Administration
Laramie Daniel, Air and Radiation Management Administration
Robert Daniel, Permitting and Customer Services and Report Editor
Edward Dexter, Waste Management Administration (Solid Waste)
Renee Fizer, Air and Radiation Management Administration (Radiation)
Andrew Gosden, Deputy Director, Permitting and Customer Services
John Hill, Technical and Regulatory Services Administration
Rick Johnson, Waste Management Administration (Hazardous Waste)
Gary Kelman, Director, Permitting and Customer Services
Mike Kurman, Air and Radiation Management Admin (Radiation)
Ray Manley, Air and Radiation Management Administration (Radiation)
Lois McNamara, Water Management Administration
Herb Meade, Waste Management Administration (Oil Control)
Hilary Miller, Waste Management Administration
Stephen Pattison, Assistant Secretary, Policy Community Relations and Outreach
Lyn Poorman, Water Management Administration (Water Supply)
Nancy Reilman, Water Management Administration (Water Supply)

Maryland Department of the Environment
 1800 Washington Boulevard, Baltimore, MD 21230
<http://www.mde.state.md.us>



PROGRAMS INCLUDED IN ANNUAL ENFORCEMENT AND COMPLIANCE REPORT

- Ambient Air Quality Control
 - High Impact Facilities
 - Low Impact Facilities
- Air Quality Complaints
- Asbestos
- Radiological Health Program
 - Radiation Machines Program
 - Radioactive Materials Licensing and Compliance
- Environmental Restoration and Redevelopment
- Hazardous Waste
- Lead Poisoning Prevention
- Oil Aboveground Facilities
- Oil Pollution Remediation Activities
- Oil Underground Storage Tank Systems
- Refuse Disposal
- Scrap Tires
- Sewage Sludge Utilization
- Natural Wood Waste Recycling
- Discharges – Groundwater (Municipal and Industrial)
- Discharges – Surface Water (Municipal and Industrial) State and NPDES Permits
- Discharges – Pretreatment (Industrial)
- Stormwater Management and Erosion and Sediment Control for Construction Activity
- Mining – Coal
- Mining – Non-Coal
- Oil and Gas Exploration and Production
- Water Supply Program – Community and Non-transient Non-community Water Systems
- Water Supply Program – Transient Non-community Water Systems
- Water Supply and Sewerage Construction
- Waterway Construction – Dam Safety
- Wetlands and Waterways – Non-tidal and Floodplain
- Wetlands – Tidal
- Environmental Crimes Unit

APPENDIX II LAWS AND POLICIES

§1-301(d) Report on Enforcement Activities.

(1) (i) On or before October 1 of each year, the Secretary, in consultation with the Attorney General, shall submit to the Legislative Policy Committee, in accordance with §2-1246 of the State Government Article, a report on enforcement activities conducted by the Department during the previous fiscal year.

(ii) The report shall:

1. Include the information required under this subsection and any additional information concerning environmental enforcement that the Secretary decides to provide;
2. Be available to the public as soon as it is forwarded to the Legislative Policy Committee;
3. Include information on the total number of permits and licenses issued by or filed with the Department at any time and still in effect as of the last date of the fiscal year immediately preceding the date on which the report is filed;
4. Include information concerning specific enforcement actions taken with respect to the permits and licenses during the immediately preceding fiscal year; and
5. Include information on the type and number of contacts or consultations with businesses concerning compliance with State environmental laws.

(iii) The information required in the report under paragraph (3) of this subsection shall be organized according to each program specified.

(2) The report shall state the total amount of money as a result of enforcement actions, as of the end of the immediately preceding fiscal year:

- (i) Deposited in the Maryland Clean Air Fund;
- (ii) Deposited in the Maryland Oil Disaster Containment, Clean-up and Contingency Fund;
- (iii) Deposited in the Nontidal Wetland Compensation Fund;
- (iv) Deposited in the Maryland Hazardous Substance Control Fund;
- (v) Recovered by the Department from responsible parties in accordance with §7-221 of this article;
- (vi) Deposited in the Sewage Sludge Utilization Fund; and
- (vii) Deposited in the Maryland Clean Water Fund.

(3)(i) The report shall include the information specified in subparagraphs (ii), (iii), (iv), and (v) of this paragraph for each of the following programs in the Department:

1. Ambient air quality control under Title 2, Subtitle 4 of this article;
2. Oil pollution under Title 4, Subtitle 4 of this article;
3. Nontidal wetlands under Title 5, Subtitle 9 of this article;
4. Asbestos under Title 6, Subtitle 4 of this article;
5. Lead paint under Title 6, Subtitle 8 of this article;
6. Controlled hazardous substances under Title 7, Subtitle 2 of this article;

7. Water supply, sewerage systems, and refuse disposal systems under Title 9, Subtitle 2 of this article;

8. Water discharges under Title 9, Subtitle 3 of this article;
9. Drinking water under Title 9, Subtitle 4 of this article; and
10. Wetlands under Title 16, Subtitle 2 of this article.

(ii) For each of the programs set forth in subparagraph (i) of this paragraph, the Department shall provide the total number or amount of:

1. Final permits or licenses issued to a person or facility, as appropriate, and not surrendered, suspended or revoked;
2. Inspections, audits, or spot checks performed at facilities permitted;
3. Injunctions obtained;
4. Show cause, remedial, and corrective action orders issued;
5. Stop work orders;
6. Administrative or civil penalties obtained;
7. Criminal actions charged, convictions obtained, imprisonment time ordered, and criminal fines received; and

8. Any other actions taken by the Department to enforce the requirements of the applicable environmental program, including:

A. Notices of the removal or encapsulation of asbestos under §6-414.1 of this article; and

B. Actions enforcing user charges against industrial users under §9-341 of this article.

(iii) In addition to the information required in subparagraph (ii) of this paragraph, for the Lead Paint Program under Title 6, Subtitle 8 of this article, the report shall include the total number or amount of:

1. Affected properties registered; and
2. Inspectors or other persons accredited by the Department, for whom accreditation has not been surrendered, suspended, or revoked.

(iv) In addition to the information required in subparagraph (ii) of this paragraph, for the Controlled Hazardous Substances Program under Title 7, Subtitle 2 of this article, the report shall include the following lists, updated to reflect the most recent information available for the immediately preceding fiscal year:

1. Possible controlled hazardous substance sites compiled in accordance with §7-223 (a) of this article.
2. Proposed sites listed in accordance with §7-223 (c) of this article at which the Department intends to conduct preliminary site assessments; and
3. Hazardous waste sites in the disposal site registry compiled in accordance with §7-223 (f) of this article;

(v) In addition to the information required in subparagraph (ii) of this paragraph, for the Drinking Water Program, the report shall include the total number of:

1. Actions to prevent public water system contamination or to respond to a Safe Drinking Water Act emergency under §§9-405 and 9-406 of this article; and
2. Notices given to the public by public water systems under §9-410 of this article.

Bills Passed During 2007 Legislative Session Affecting Enforcement and Penalties

HB 1215 – Community Right-to-Know Fund - Reports

Current law (Chapter 434 of 2002) established the Community Right-to-Know Fund within MDE to be used for emergency planning, enforcement, data collection, and other activities related to chemicals and hazardous substances. Each owner or operator of a facility that is required by EPCRA to furnish any form of information (e.g., reports, notices) to the State or any of its officers or instrumentalities, including the State Emergency Response Commission and the Governor, is required to provide that information to MDE.

This bill modifies the deadlines for submission of annual facility fees to the Community Right-to-Know Fund in the Maryland Department of the Environment (MDE). Currently, State law requires fees to be submitted on the same date as the federally mandated reports. Because MDE's billing process requires time for calculating the fees and processing the required invoices, businesses are automatically in violation of Maryland law if they meet the federal reporting deadlines. While MDE has not taken enforcement action against businesses because of their failure to meet fee submission deadlines, State auditors have noted the lack of continuity in the law regarding the timing of report submission and fee submission. This bill established a sufficient time interval for a business to meet federal guidelines and then achieve compliance with the submission of State-mandated fees.

SB 174 – Environment - Mining – Security

This bill expands the pool of financial institutions from which the Maryland Department of the Environment (MDE) may accept specified financial instruments for strip, deep, or surface mining operations. Current law requires operators of permitted strip, deep, and surface mining operations to file a bond for performance with MDE. Depending on the type of permit, instead of a corporate surety, several other specified financial instruments, such as a deposit of cash or negotiable bonds, a certificate of deposit, or an irrevocable letter of credit, are acceptable. With respect to certificates of deposits and irrevocable letters of credit, they generally must be issued by a financial institution, bank, or federal credit union located in the State. Because current law limits the issuance of certain financial instruments to financial institutions that are located in the State, institutions that are authorized to do business in the State but are not located in the State, are unable to provide this service.

SB 766/ HB 1131 – Environment - Phosphorus - Dishwashing Detergent

This bill prohibits, beginning July 1, 2009, a person from using, selling, manufacturing, or distributing for use or sale within the State any detergent for use in a household dishwashing machine that contains more than 0.5% phosphorus by weight. Current law prohibits a person from using, selling, manufacturing, or distributing for use or sale within the State any "cleaning agent" that contains more than 0.0% phosphorus by weight expressed as elemental phosphorus except for an amount not exceeding 0.5% phosphorus that is incidental to manufacturing. The term "cleaning agent" does not apply to several specified cleaning products. Current law exempts

detergents used in a dishwashing machine, whether commercial or household, from the prohibition.

SB 784/ HB 786 – Stormwater Management Act of 2007

This bill requires the Department to establish regulatory requirements regarding the use of “environmental site design” (ESD) in stormwater management practices to the extent practicable. The bill also modifies existing regulatory requirements of MDE with respect to stormwater management. Finally, the bill requires MDE, by December 1, 2007, to evaluate options for a stormwater management fee system and an appropriate fee schedule necessary to improve enforcement of stormwater management laws and report its findings to the House Environmental Matters Committee and the Senate Education, Health, and Environmental Affairs Committee.

SB 970 – Environment - Water Appropriation Permits - Penalties

This departmental bill modifies the regulatory process of the Maryland Department of the Environment (MDE) relating to water appropriation and use in three ways. First, the bill exempts *de minimus* groundwater users from the requirement to obtain a permit. Second, the bill enhances enforcement by establishing civil penalties, establishing new criminal penalties, and authorizing MDE to issue corrective action and other orders. Third, the bill expands the uses of the Maryland Clean Water Fund in a manner consistent with the proposed permit changes and provides that all penalties collected under the Water Appropriation and Use Subtitle be paid into that fund, including any fines imposed by a court.

The bill exempts from the water appropriation and use permit requirement the use of groundwater at an average annual use of 5,000 gallons of water per day or less, under specified conditions. Instead, such users will only have to file a notice of exempt use with MDE. The bill provides that, in addition to being subject to an injunctive action, a person who violates any provision of the Water Appropriation and Use Subtitle is liable for a civil penalty of up to \$5,000 to be collected in a civil action brought by MDE. Each day is a separate violation. Before bringing a civil action against a local government, MDE is required to meet and consult with the local government to seek an alternative resolution to the contested issue. The bill also repeals the existing misdemeanor fine but applies specified existing criminal penalty provisions applicable to water pollution control violations to violations of the Water Appropriation and Use Subtitle. The bill expands the uses of the Maryland Clean Water Fund by providing that MDE must also use the fund for activities related to the management, conservation, protection, and preservation of the State’s ground and surface waters, including program development of these activities as provided by the State budget. Priority must still be given to activities relating to water quality of the Chesapeake Bay and its tributaries.

SB 254/HB 72 -- Environment – Groundwater Contamination – Notification and Reimbursement of Costs

The legislation changes procedures for the notification of groundwater contamination findings by the Department. The bill requires the Department, unless agreed by the Department and the local health department, to notify owners of properties located within one-half mile of a site in a high-risk groundwater use area that a groundwater monitoring well sample has been found to contain methyl tertiary butyl ether (MtBE) at or in excess of 20 parts per billion (ppb), benzene at or in excess of 5 ppb, or a combination of benzene,

toluene, ethyl benzene, and xylene (BTEX) at or in excess of 100 ppb. It would also require the person responsible for the release to reimburse the Department, or the local health department for the costs associated with providing the required notice.

HB 488 -- Environment – Statewide Electronics Recycling Program

This bill revises the current Statewide Computer Recycling Pilot Program law's scope to include additional electronic devices, such as televisions, define "covered electronic device," "video display device," and "retailer," and redefine the term "manufacturer."

The legislation allows fines and penalties collected under the Subtitle to be deposited into the State Recycling Trust Fund and requires that, at the end of the fiscal year, unspent or unencumbered funds, in excess of \$2 million, revert to the General Fund of the State. The legislation requires manufacturers of covered electronic devices to register and pay an increased initial registration fee of \$10,000 to the Department, but does not alter subsequent registration fees.

The bill requires the Department to maintain a list of registered covered electronic device manufacturers and provide the list to the Comptroller in a manner agreed by the Department and the Comptroller. The legislation prohibits a retailer from selling or offering for sale to any person in the State a new covered electronic device unless the covered electronic device manufacturer has registered and paid the required registration fee to the Department. It authorizes the Comptroller to assess fines, after issuing three warnings, against retailers who violate the law. The Comptroller is required to forward all fines to the State Recycling Trust Fund at the end of each quarter.

In addition, the legislation repeals the termination date of December 31, 2010 for the Statewide Computer Recycling Pilot Program.

HB 1291 -- Solid Waste Regulation – Criminal Penalties

This bill applies criminal penalties that currently exist for water pollution criminal violations under Environment Article Title 9, Subtitle 3 to violations of solid waste rules, regulations, orders, or permits regulated under Environment Article Title 9, Subtitle 2.

SB 973 Environment – Permissible Methods of Service

This bill permits services of show cause orders, complaints, corrective orders, notices, or any other instrument issued by the Department of Environment by any method allowed for service of a summons under the Maryland Rules. It expands the permissible methods of service to include personal service upon any adult residing at the address of the individual to be served.

SB 975 -- Oil Pollution and Tank Management

This bill includes ethanol that is intended to be used as a motor fuel or fuel source and biodiesel fuel, regardless of whether it is petroleum based, in the definition of "oil" under § 4-401 (g) of the Environment Article. The bill also amends § 4-411.1 of the Environment Article to ban the delivery of oil products to underground storage tanks that are not in substantial compliance with Maryland law and regulations related to oil storage.

MDE PENALTY POLICY

MDE's Approach to Determining the Appropriate Response to Violations

MDE is committed to a consistent, timely and appropriate compliance assurance program, which is protective of the public health and the environment while creating a credible deterrent against future violations. It is MDE's policy to assess fair and equitable penalties in keeping with the factors specified by the governing statute, and commensurate with the nature of the violations. The statutory factors that MDE must consider in assessing administrative penalties are:

1. The ***willfulness of the violation***, the extent to which the existence of the violation was known to but uncorrected by the violator, and the extent to which the violator exercised reasonable care;
2. Any ***actual harm to the environment or to human health***, including injury to or impairment of the air, waters, or natural resources of this State;
3. The ***cost of cleanup and the cost of restoration*** of the natural resource;
4. The ***nature and degree of injury to or interference*** with general welfare, health, and property;
5. The extent to which the ***location of the violation***, including the location near waters of this State or areas of human population, creates the potential for harm to the environment or to human health and safety;
6. The ***available technology*** and economic reasonableness of controlling, reducing, or eliminating the violation;
7. The degree of ***hazard posed by the particular pollutant*** or pollutants involved;
8. The extent to which the current violation is part of a ***recurrent pattern*** of the same or similar type of violation committed by the violator.

MDE will consider each of the specific factors on a case-by-case basis. While all factors set forth in the statute will be considered, it is not necessary for all of the factors to be applicable before the maximum penalty may be assessed. A single factor may warrant the imposition of the maximum penalty. Furthermore, all factors, even if applicable in a given case, are not necessarily of equal weight in MDE's determination of a reasonable penalty.

ENVIRONMENTAL AUDIT GUIDANCE

(Revised 5/15/2006)

The Maryland Department of the Environment (MDE) recognizes the benefit from regulated entities that routinely evaluate their internal work processes for compliance with federal and State environmental requirements. Equally as important as identifying violations is the reporting of such violations to MDE for proper and complete remediation and abatement. MDE encourages self-auditing and compliance management as effective environmental management techniques. MDE may use its enforcement discretion in evaluating penalties for regulated entities that disclose violations of environmental laws or regulations as provided herein.

This guidance is not intended nor should it be construed to be a regulation as defined in Section 10-101, State Government Article. It sets forth criteria and guidelines for use by MDE staff in resolution of enforcement cases, and does not confer any legal rights upon any person.

Definitions:

“Department” means the Maryland Department of the Environment.

“Environmental Audit” and “Compliance Management System” have the definitions used in the Environmental Protection Agency’s “Incentives for Self-Policing: Discovery, Disclosure, Correction and Prevention of Violations,” Final Policy Statement effective May 11, 2000:

“Environmental Audit” is a systematic, documented, periodic and objective review by regulated entities of facility operations and practices related to meeting environmental requirements.

“Compliance Management System” encompasses the regulated entity’s documented systematic efforts, appropriate to the size and nature of its business, to prevent, detect, and correct violations through various procedures, policies, mechanisms, and efforts.

“Environmental Requirement” means a requirement in (1) a state or federal law or regulation enforced by the Department, a rule adopted by the Department, a permit or order issued by the Department, or (2) an ordinance or other legally binding requirement of a local government unit under authority granted by state law relating to environmental protection.

“Regulated Entity” means a corporation, partnership, individual, municipality, governmental unit, or any other legal entity regulated under federal, state, or local environmental laws or regulations.

Statement of Guidance:

- A. The Department may reduce a civil or administrative penalty for violations of environmental requirements that are voluntarily disclosed following an environmental audit or as a result of compliance management if:

1. The regulated entity discloses the violation to the Department in writing within 21 days after the violation is discovered, or within a shorter time limit, if required by statute or regulation;
 2. The regulated entity promptly initiates action to correct or eliminate the violation and all public or environmental harm caused by the violation. If the violation cannot be fully corrected within 60 days, the regulated entity shall submit a compliance plan to the Department within 60 days for review. The regulated entity shall maintain compliance with the plan as approved by the Department;
 3. The regulated entity provides the Department with a plan that includes steps to prevent recurrence of the violation; and
 4. The regulated entity fully cooperates with the Department regarding investigation of the disclosed violation.
- B. The relief outlined in Section A is not available if the Department determines that:
1. The violation was discovered through a legally mandated monitoring or sampling requirement prescribed by statute, regulation, permit, judicial or administrative order, or consent agreement. The violation must be discovered voluntarily and not as a result of an environmental requirement;
 2. The Department or a third party discovered the violation prior to disclosure by the regulated entity to the Department, or the regulated entity made the disclosure after commencement of a federal, State, or local agency inspection, investigation, or request for information;
 3. The violation was committed willfully, wantonly, intentionally, knowingly, or with gross negligence by the regulated entity;
 4. The regulated entity did not promptly initiate or diligently act to correct or eliminate the violation;
 5. The violation made imminent or caused significant environmental harm or had a significant effect upon public health;
 6. The same or a related violation has occurred within the past three years or the violation is part of a pattern of recurrent violations by the regulated entity. For purposes of this section, violation includes any violation of a federal, State or local environmental law or regulation identified in a judicial or administrative order, consent agreement, order or decree, complaint, or notice of violation, conviction or plea agreement; or
 7. The disclosure is made for a fraudulent purpose.

- C. This guidance is not intended for use under circumstances in which the violation(s) at issue would result in the regulated entity gaining an economic advantage over its competitors.
- D. This guidance does not affect individual liability for criminal misconduct.
- E. This guidance does not apply to liability under a judicial or administrative order, consent agreement, order or decree, complaint, notice of violation, conviction or plea agreement.
- F. Relief under this guidance shall not be available if the Department receives formal notification from the delegating federal agency of that agency's intention to propose rescission of the Department's authority over the applicable federal environmental program.

Original signed by Secretary Philbrick
Kendl P. Philbrick
Secretary, Maryland Department of
the Environment

May 15, 2006
Date

APPENDIX III SEP DETAILS IN FY 2007

A Supplementary Environmental Project (SEP) is an enforcement tool that augments traditional penalty actions. They are important because the projects provide direct environmental benefits to communities beyond those achieved by facilities returning to compliance. The three media administrations utilized SEPs during FY 2007 totaling \$3.636 million. The three media administrations issued 61 SEPs during FY 2007 with a total value of \$3.636 million. Details about each administration's SEPs are on the following pages. Notable among these is the Waste Management Administration's \$3.304 million SEP involving the replacement of lead contaminated windows in 56 rental properties.

Administration	Number of SEPs		Total Value of SEPs	
	2006	2007	2006	2007
Air and Radiation Management Administration	2	2	\$137,500	\$125,000
Waste Management Administration	52	56	\$632,300	\$3,304,000
Water Management Administration	3	3	\$8.928 million	\$207,000
TOTALS	57	61	\$9.698 million	3.636 million

Air and Radiation Management Administration SEPs, FY 2007

Total SEPs: 2

Total Cost: \$125,000

Company	SEP Value	Signed
ISG Sparrows Point	\$25,000	10/10/06
Constellation Energy	\$100,000	6/1/07

- **ISG Sparrows Point**, Baltimore County - On October 10, 2006, MDE and ISG Sparrows Point finalized an administrative Consent Order resolving air quality violations at the Baltimore County steel mill that occurred during the second half of 2005 and early 2006. Under the terms of the Consent Order, ISG paid a \$50,000 penalty to the Maryland Clean Air Fund and expended \$25,000 toward a SEP that consisted of a donation to the operations fund for the University of Maryland Breathmobile that addresses asthma in school children. (Reference Case No. CO-060302)
- **Constellation Energy**, Anne Arundel & Baltimore Counties – On June 1, 2007, MDE and Constellation Energy finalized a civil Consent Decree resolving air quality violations at Constellation’s Wagner, Brandon Shores, and Crane coal-fired power plants that occurred from 2004 through 2007. Under the terms of the Consent Decree, Constellation paid a \$100,000 penalty to the Maryland Clean Air Fund and expended \$100,000 toward a SEP that required a donation to the University of Maryland Blackwater Wildlife Refuge Tidal Marsh Carbon Sequestration Project to address climate change and global warming. (Reference Case No. CO7-122918)

Waste Management Administration SEPs, FY 2007

Total SEPs: 56

Total Cost: \$3,304,000

All of the Waste Management Administration SEPs in FY 2007 were for lead enforcement cases. Most of these required property owners to replace all windows in rental units containing lead based paint. A few concerning newer properties built after 1949 required other types of lead risk reduction work. The following table lists the individual SEPs:

Owner	Letter	Condition	Goal	Cost Per Unit	Total Cost
Reginald Widgeon	10/12/2006	SEP, Post 49 Units	2	\$1,300	\$ 2,600
Timothy Blackwell	7/12/2006	SEP, Units Req. Wind. Replacement (1703 Montpelier)	1	\$4,000	\$ 4,000
Timothy Blackwell	7/12/2006	SEP, Units Requiring Window Replacement (amended)	1	\$4,000	\$ 4,000
Manor Circle Enterprises, LLC	8/17/2006	SEP, Units Requiring Window Replacement	27	\$4,000	\$ 108,000
Kimball Barnes	7/24/2006	SEP, Units Requiring Window Replacement	1	\$4,000	\$ 4,000
D&D Enterprize	7/14/2006	SEP, Units Requiring Window Replacement	1	\$4,000	\$ 4,000
Long Vist Properties, LLC	7/31/2006	SEP, Units Requiring Window Replacement	3	\$4,000	\$ 12,000
Housing Opportunities Commission of Montgomery County	10/5/2006	SEP, Post 49 Units	469	\$1,300	\$ 609,700
Housing Opportunities Commission of Montgomery County	10/5/2006	SEP, Post 49 Units	271	\$1,300	\$ 352,300
Housing Opportunities Commission of Montgomery County	10/5/2006	SEP, Post 49 Units	23	\$1,300	\$ 29,900
Timothy Blackwell	7/12/2006	SEP, Units Requiring Window Replacement (amended)	2	\$4,000	\$ 8,000
Walter Jacques	9/12/2006	SEP, Units Requiring Window Replacement	1	\$4,000	\$ 4,000
Frances Jones	11/6/2006	SEP, Units Requiring Window Replacement	5	\$4,000	\$ 20,000
Donald Gibson	9/26/2006	SEP, Post 49 Units	1	\$1,300	\$ 1,300
Nancy Flinn	7/31/2006	SEP, Units Requiring Window Replacement	3	\$4,000	\$ 12,000
Jason Gough	12/6/2006	SEP, Units Requiring Window Replacement (1105.5)	1	\$4,000	\$ 4,000
Bibah Realty, LLC	12/19/2006	SEP, Units Requiring Window Replacement	1	\$4,000	\$ 4,000
Sarah Roy	8/23/2006	SEP, Units Requiring Window Replacement	3	\$4,000	\$ 12,000
Timothy Blackwell	7/12/2006	SEP, Units Req. Wind.	2	\$4,000	\$ 8,000

		Replacement (Calv. & Frankltn)			
Dawitt Mellese	7/12/2006	SEP, Units Requiring Window Replacement	3	\$4,000	\$ 12,000
Jerry Sheppard	10/3/2006	SEP, Units Requiring Window Replacement	10	\$4,000	\$ 40,000
Bibah Realty, LLC	12/19/2006	SEP, Units Requiring Window Replacement	1	\$4,000	\$ 4,000
Reginald Hamilton	11/19/2006	SEP, Units Requiring Window Replacement	1	\$4,000	\$ 4,000
Leonard Goldstein	9/26/2006	SEP, Units Requiring Window Replacement	8	\$4,000	\$ 32,000
H E, LLC Gary Chandler	12/8/2006	SEP, Units Requiring Window Replacement	7	\$4,000	\$ 28,000
Anthony Balcerzak	12/11/2006	SEP, Units Requiring Window Replacement	30	\$4,000	\$ 120,000
Sylvester Jones	1/5/2007	SEP, Units Requiring Window Replacement	1	\$4,000	\$ 4,000
Ali Zaghab	1/17/2007	SEP, Units Requiring Window Replacement	3	\$4,000	\$ 12,000
TMR City, LLC	2/20/2007	SEP, Units Requiring Window Replacement	13	\$4,000	\$ 52,000
Charles Franklin	2/22/2007	SEP, Units Requiring Window Replacement	3	\$4,000	\$ 12,000
Bobby Anderson	7/26/2006	SEP, Units Req Window Replacement (amended CD)	2	\$4,000	\$ 8,000
Sherre Lokeman	3/22/2007	SEP, Units Requiring Window Replacement	2	\$4,000	\$ 8,000
Jason Gough	12/6/2006	SEP, Units Requiring Window Replacement (1105)	1	\$4,000	\$ 4,000
Jason Gough	12/6/2006	SEP, Units Requiring Window Replacement (1107)	1	\$4,000	\$ 4,000
Shore Alliance for Independent Living, Inc.	6/29/2007	SEP, Units Requiring Window Replacement	3	\$4,000	\$ 12,000
John Hammel	1/18/2007	SEP, Units Requiring Window Replacement	5	\$4,000	\$ 20,000
Michael O'Keefe	6/5/2007	SEP, Units Requiring Window Replacement	1	\$4,000	\$ 4,000
Donald Keyes	3/23/2007	SEP, Units Requiring Window Replacement	4	\$4,000	\$ 16,000
Maurice Kline	6/15/2007	SEP, Units Requiring Window Replacement	9	\$4,000	\$ 36,000
S&S Ventures LLC	6/29/2007	SEP, Units Requiring Window Replacement	3	\$4,000	\$ 12,000
Lafayette Harris	3/22/2007	SEP, Units Requiring Window Replacement	6	\$4,000	\$ 24,000
Thomas Fisher	9/12/2006	SEP, Units Requiring Window Replacement	31	\$4,000	\$ 124,000
Pehnfa, LLC	6/12/2007	SEP, Units Requiring Window Replacement	2	\$4,000	\$ 8,000
Southwestern Investments, LLC Kyle O'Haro	9/15/2006	SEP, Units Requiring Window Replacement	5	\$4,000	\$ 20,000
Southwestern Investments, LLC Kyle O'Haro	9/15/2006	SEP, Post 49 Units	14	\$1,300	\$ 18,200

Badra Properties, LLC Subhi Badra	4/16/2007	SEP, Units Requiring Window Replacement	3	\$4,000	\$ 12,000
Cephus Murrell	3/7/2007	SEP, Units Requiring Window Replacement	28	\$4,000	\$ 112,000
Courtneyco 18High LLC	12/22/2006	SEP, Units Requiring Window Replacement	14	\$4,000	\$ 56,000
Terraine Saunders	5/10/2007	SEP, Units Requiring Window Replacement	4	\$4,000	\$ 16,000
Lucille Byris	11/15/2006	SEP, Units Requiring Window Replacement	3	\$4,000	\$ 12,000
H. Williamson	10/5/2006	SEP, Units Requiring Window Replacement	4	\$4,000	\$ 16,000
Michael Sparacino	10/30/2006	SEP, Units Requiring Window Replacement	2	\$4,000	\$ 8,000
Ruth Mayo	10/13/2006	SEP, Units Requiring Window Replacement	15	\$4,000	\$ 60,000
TMR City, LLC	2/20/2007	SEP, Post 49 Registration/Compliance w/EA 6-8	300	\$1,300	\$ 390,000
Dawitt Mellese	7/12/2006	SEP, Vacant required to meet RR standards	3	\$4,000	\$ 390,000
Badra Properties, LLC Subhi Badra	4/16/2007	SEP, Vacant required to meet RR standards	2	\$4,000	\$ 390,000
		Total Estimated Cost of Lead Abatement SEPs Issued for FY 2007			\$3,304,000

Water Management Administration SEPs, FY 2007

Total SEPs: 3

Total Cost: \$207,000

Company	SEP Value	Signed
JCR, Enterprises, Inc.	\$ 15,000	12/5/06
Centreville WWTP	\$ 32,000	9/11/06
Allegany County Sanitary District	\$160,000	10/26/06

- **JCR, Enterprises, Inc.**, Dorchester County – On December 5, 2006, MDE and JCR finalized an administrative Settlement Agreement that resolved MDE’s civil suit filed in August 2005 at the Circuit Court for Dorchester County regarding alleged water pollution violations at the JCR facility. Under the terms of the Settlement Agreement, JCR paid \$10,000 to the Maryland Clean Water Fund to resolve water pollution violations during the period January 2005 through August 2006 and agreed to expend \$15,000 to perform a SEP involving modification to improve its stormwater management pond. (Reference Case No. 09-C-06-14139).
- **Town of Centreville**, Queen Anne’s County –On September 11, 2006, MDE and the Town of Centreville finalized an administrative settlement agreement resolving two sanitary sewer overflows from Centreville’s sanitary sewer collection system that occurred on April 27 and 28, 2005. Under the terms of the Settlement Agreement, Centreville paid \$1,600 to the Maryland Clean Water Fund and expended \$32,000 toward a SEP that required planting a vegetative buffer of trees around the Town’s wastewater spray irrigation field. (Reference Case No. SA-07-0371).
- **Allegany County Sanitary District** - On October 26, 2006, MDE and Allegany County finalized an administrative Consent Order regarding improvements to the Bedford Road and Jennings Run/Wills Creek Sanitary Sewer Systems to eliminate sanitary sewer overflows. Under the terms of the Consent Order, Allegany County has agreed to complete improvements to the sewer system by April 30, 2012 and eliminate constructed sewer overflow points at the Mill Run and Ioka Pump Stations. The County is also required to limit new connections to the sewer system in this area and to implement a Capacity, Management, Operation and Maintenance (CMOM) Program for each of its sewer systems by November 28, 2008. Allegany County agreed to pay \$10,000 to the Maryland Clean Water Fund and to perform a SEP worth \$160,000 toward stream restoration. (Reference Case No. CO-07-0395).

APPENDIX IV LAND RESTORATION PROGRAM LISTS

In accordance with §1-301(d) of the Environment Article MDE is providing the State Master List, which provides notice of potential hazardous waste sites, and the Formerly Investigated Sites List, which are sites that have been investigated by the United States Environmental Protection Agency and the Maryland Department of the Environment and determined not to require further action based on the information available to the agencies at the time of review.

LAND RESTORATION PROGRAM STATE MASTER LIST

This list provides notice of potential hazardous waste sites.

**Maryland Department of the Environment
State Master List
July 2007**

COUNTY: ALLEGANY

Site Name: AETNA LUMBER
Address: MC MULLEN HWY
LOWNDES, MD 21502
Aliases: NONE
Status: NFRAP

Site Name: CABIN RUN LANDFILL
Address: CABIN RUN RD
FROSTBURG, MD 21532
Aliases: NONE
Status: NFRAP

Site Name: CELANESE FIBERS CO - AMCELLE PLANT
Address: US RT 220 S
CUMBERLAND, MD 21502
Aliases: NONE
Status: NFRAP

Site Name: CUMBERLAND GAS LIGHT CO
Address: N MECHANIC ST
CUMBERLAND, MD 21502
Aliases: NONE
Status: NFRAP

Site Name: FROSTBURG GAS LIGHT CO
Address: WEST SIDE OF GRANT ST
FROSTBURG, MD 21532
Aliases: NONE
Status: NFRAP

Site Name: HOFFMAN LANDFILL
Address: FROSTBURG IND PARK RT 36
FROSTBURG, MD 21532
Aliases: NONE
Status: NFRAP

Site Name: KELLY SPRINGFIELD TIRE CO
Address: 800 KELLY RD
CUMBERLAND, MD 21502
Aliases: NONE
Status: NFRAP

Site Name: KOPPERS CO INC-OLDTOWN
Address: RUBY RD
LAVALE, MD 21502

Aliases: NONE
Status: NFRAP

Site Name: LAVALE WAREHOUSE FIRE
Address: 1210 NATIONAL HWY
LAVALE, MD 21502
Aliases: NONE
Status: NFRAP

Site Name: LIMESTONE ROAD SITE
Address: LIMESTONE RD OFF RT 51
CUMBERLAND, MD 21502
Aliases: NONE
Status:

Site Name: MIDLAND SUNOCO STATION
Address: MAIN ST
MIDLAND, MD 21542
Aliases: NONE
Status: NFRAP

Site Name: OLD CUMBERLAND CITY/COUNTY DUMP
Address: LIMESTONE RD
CUMBERLAND, MD 21502
Aliases: NONE
Status: NFRAP

Site Name: PRECISE METALS AND PLASTICS, INC
Address: DAY RD
CUMBERLAND, MD 21502
Aliases: NONE
Status: NFRAP

Site Name: VALE SUMMIT LANDFILL
Address: RT 36 & 38
FROSTBURG, MD 21532
Aliases: NONE
Status: NFRAP

Site Name: WILLISON OIL COMPANY
Address: BALTIMORE PIKE
CRESAPTOWN, MD 21502
Aliases: NONE
Status: NFRAP

COUNTY: ANNE ARUNDEL

Site Name: A. S. PEARMON
Address: 1270 HARDY RD
ARNOLD, MD 21012
Aliases: NONE
Status: NFRAP

Site Name: ALCO-GRAVURE, INC
Address: 7364 BALTIMORE ANNAPOLIS BLVD
 GLEN BURNIE, MD 21061
Aliases: NONE
Status: NFRAP

Site Name: AMETEK INC-SPECIAL FILAMENTS DIVISION
Address: 8335 TELEGRAPH RD
 ODENTON, MD 21113
Aliases: NONE
Status: NFRAP

Site Name: ANNAPOLIS PLT
Address: CALVERT & ST JOHN STS
 ANNAPOLIS, MD 21401
Aliases: NONE
Status: NFRAP

Site Name: ANNE ARUNDEL CO LANDFILL
Address: DOVER ST
 GLEN BURNIE, MD 21060
Aliases: NONE
Status:

Site Name: B & O RAILROAD LANDFILL
Address: KEMBO RD
 FOREMANS CORNER, MD 21226
Aliases: NONE
Status:

Site Name: BROWNING FERRIS IND ELKRIDGE LANDING RD
Address: ELKRIDGE LANDING RD
 LINTHICUM, MD 21090
Aliases: NONE
Status: NFRAP

Site Name: BROWNING FERRIS IND SOLLEY RD LANDFILL
Address: 7890 SOLLEY RD
 GLEN BURNIE, MD 21060
Aliases: NONE
Status: NFRAP

Site Name: CHERRY PIT DRUM SITE B
Address: 701 PITTMAN ROAD - SITE B
 BALTIMORE, MD 21226
Aliases: NONE
Status:

Site Name: COX CREEK REFINING
Address: 1000 KEMBO RD
 FOREMANS CORNER, MD 21226
Aliases: NONE

Status: NFRAP

Site Name: DAVID TAYLOR/ANNAPOLIS-CONTROL
Address: 640A BRDNECK RD
 ANNAPOLIS, MD 21401
Aliases: NONE
Status:

Site Name: DAVID TAYLOR/ANNAPOLIS-LAUNCH
Address: BAY HEAD RD
 ANNAPOLIS, MD 21401
Aliases: NONE
Status:

Site Name: DAVIDSONVILLE-CONTROL
Address: QUEEN ANNE BRIDGE RD & WAYSON
 DAVIDSONVILLE, MD 21035
Aliases: NONE
Status: NFRAP

Site Name: DAVIDSONVILLE-LAUNCH
Address: 3737 ELMER F HAGNER LN
 DAVIDSONVILLE, MD 21035
Aliases: NONE
Status: NFRAP

Site Name: DIAMOND SHAMROCK CORP CHEMETALS DIV
Address: 711 PITTMAN RD
 BALTIMORE, MD 21226
Aliases: NONE
Status: NFRAP

Site Name: DRUMCO DRUM DUMP
Address: ASPEN ST OFF PENNINGTON AVE
 BROOKLYN, MD 21225
Aliases: NONE
Status:

Site Name: EPA CENTRAL REGIONAL LABORATORY
Address: 839 BESTGATE RD
 ANNAPOLIS, MD 21401
Aliases: NONE
Status:

Site Name: FORT SMALLWOOD-CONTROL
Address: OLD NIKE MISSILE SITE RD
 PASADENA, MD 21122
Aliases: NONE
Status: NFRAP

Site Name: FORT SMALLWOOD-LAUNCH
Address: 9034 FORT SMALLWOOD RD

Aliases: PASADENA, MD 21122
Status: NONE
 NFRAP

Site Name: FRESH POND
Address: FOREST GLEN DR
 JACOBSTOWN, MD 21122
Aliases: NONE
Status:

Site Name: GENERAL SERVICE ADMIN.-CURTIS BAY DEPOT
Address: 710 ORDNANCE RD
 BROOKLYN, MD 21226
Aliases: NONE
Status: NFRAP

Site Name: GREEN VALLEY ROAD SITE
Address: GREEN VALLEY RD
 ARNOLD, MD 21012
Aliases: NONE
Status: NFRAP

Site Name: HONEYWELL INC
Address: 2ND ST EXT GREENWOOD ACRES
 ANNAPOLIS, MD 21404
Aliases: NONE
Status: NFRAP

Site Name: JOY BOEHM LANDFILL
Address: 137 ST STEPHENS CHURCH RD
 CROWNSVILLE, MD 21032
Aliases: NONE
Status: NFRAP

Site Name: JOY RECLAMATION CO
Address: 6400 ARUNDEL CORP RD
 GLEN BURNIE, MD 21060
Aliases: NONE
Status: NFRAP

Site Name: KOP-FLEX, INC
Address: 101 HARMANS RD
 HARMONS, MD 21077
Aliases: NONE
Status: NFRAP

Site Name: MID-ATLANTIC WOOD PRESERVERS
Address: P O BOX 58 SHIPLEY AVE
 HARMONS, MD 21077
Aliases: NONE
Status:

Site Name: MIDDLETOWN ROAD DUMP SITE
Address: MIDDLETOWN RD
ANNAPOLIS, MD 21401
Aliases: NONE
Status:

Site Name: NEVAMAR CORP
Address: 8339 TELEGRAPH RD
ODENTON, MD 21113
Aliases: NONE
Status: NFRAP

Site Name: NOVA-KOTE INC.
Address: 7615 ENERGY PKWY
RIVIERA BEACH, MD 21226
Aliases: NONE
Status: NFRAP

Site Name: PUBLISHERS PRINTING SERVICE INC.
Address: 10650 RIGGS HILL RD
JESSUP, MD 20794
Aliases: NONE
Status: NFRAP

Site Name: SNOW HILL LANE SITE
Address: SNOW HILL LN & CEDAR HILL LN
BROOKLYN, MD 21225
Aliases: NONE
Status:

Site Name: US COAST GUARD
Address: HAWKINS POINT RD
CURTIS BAY, MD 21226
Aliases: NONE
Status:

Site Name: US NAVAL STATION
Address: ANNAPOLIS NAVAL COMPLEX
ANNAPOLIS, MD 21402
Aliases: NONE
Status:

Site Name: USA FORT GEORGE MEADE
Address: FORT MEADE
FORT MEADE, MD 20755
Aliases: NONE
Status:

Site Name: USN COMMISARY STORE PARK LOT AREA SOUTH
Address: KINKAID RD
ANNAPOLIS, MD 21402
Aliases: NONE

Status:

Site Name: USN NAVAL ACADEMY
Address: PUBLIC WKS DEPT
ANNAPOLIS, MD 21402
Aliases: NONE
Status: NFRAP

Site Name: VECTRA CORP ODENTON
Address: 8305 TELEGRAPH RD
ODENTON, MD 21113
Aliases: NONE
Status: NFRAP

Site Name: WOODS ROAD SITE
Address: END WOODS RD\BORDER MAGOTHY BR RD
ANNAPOLIS, MD 21122
Aliases: NONE
Status: NFRAP

COUNTY: BALTIMORE

Site Name: 68TH STREET DUMP
Address: 68TH ST & PULASKI HWY
ROSEDALE, MD 21237
Aliases: NONE
Status:

Site Name: AVESTA SHEFFIELD
Address: ROLLING MILL RD
ROSEDALE, MD 21224
Aliases: NONE
Status: NFRAP

Site Name: BACK RIVER
Address: BEACHWOOD AVE AT PORTER POINT
ESSEX, MD 21221
Aliases: NONE
Status: NFRAP

Site Name: BALTIMORE GALVANIZING COMPANY INC.
Address: 7110 QUAD AVE
ROSEDALE, MD 21237
Aliases: NONE
Status: NFRAP

Site Name: BATAVIA LANDFILL
Address: 619 BATAVIA FARM RD
ROSEDALE, MD 21237
Aliases: NONE
Status: NFRAP

Site Name: BAUER FARM
Address: OFF NORTH PT RD & BAUERS FARM

Aliases: EDGEMERE, MD 21219
Status: NONE
 NFRAP

Site Name: BAUSCH & LOMB, DIECRAFT
Address: 14600 YORK RD
 SPARKS, MD 21152
Aliases: NONE
Status:

Site Name: BEACHWOOD DEVELOPMENT
Address: MORSE LN & TODD POINT
 EDGEMERE, MD 21219
Aliases: NONE
Status: NFRAP

Site Name: BENDIX CORP
Address: 1300 JOPPA RD
 TOWSON, MD 21204
Aliases: NONE
Status: NFRAP

Site Name: BIO QUEST
Address: 250 SCHILLING CIRCLE
 COCKEYSVILLE, MD 21031
Aliases: NONE
Status: NFRAP

Site Name: BROWNING FERRIS IND - CHEM PROCESSING CNTR
Address: 101 NORRIS LN
 DUNDALK, MD 21222
Aliases: NONE
Status: NFRAP

Site Name: BUCKS STEEL DRUM
Address: 8234 ROSEBANK AVE
 NORTH POINT, MD 21222
Aliases: NONE
Status: NFRAP

Site Name: CIRCUIT CITY
Address: 6211 ROSSVILLE BLVD
 ESSEX, MD 21237
Aliases: NONE
Status: NFRAP

Site Name: COLGATE PAY DUMP
Address: 6700 PULASKI HWY
 BALTIMORE, MD 21237
Aliases: NONE
Status: NFRAP

Site Name: CUTRONICS
Address: 1925 & 1941 GREENSPRING DR
TIMONIUM, MD 21093
Aliases: NONE
Status: NFRAP

Site Name: DUNDALK MARINE TERMINAL
Address: 2701 BROENING HWY
BALTIMORE, MD 21222
Aliases: NONE
Status: NFRAP

Site Name: FORK - CONTROL
Address: END OF HUTSCHENREUTER RD
KINGSVILLE, MD 21057
Aliases: NONE
Status: NFRAP

Site Name: FORK - LAUNCH
Address: OFF STOCKDALE RD
KINGSVILLE, MD 21057
Aliases: NONE
Status: NFRAP

Site Name: FOUR CORNERS (JACKSONVILLE)
Address: JARRETSVILE PK & SWEET AIR RD
JACKSONVILLE, MD 21131
Aliases: NONE
Status: NFRAP

Site Name: GIBSON HOMANS
Address: 1101 HANZLIK AVE
ROSEDALE, MD 21237
Aliases: NONE
Status: NFRAP

Site Name: GOULD INC IND BATTERY DIV
Address: 1933 GREENSPRING DR
TIMONIUM, MD 21093
Aliases: NONE
Status: NFRAP

Site Name: GRANITE - CONTROL
Address: 2845 HERNWOOD RD
WOODSTOCK, MD 21163
Aliases: NONE
Status:

Site Name: GRANITE - LAUNCH
Address: 3085 HERNWOOD RD
WOODSTOCK, MD 21163
Aliases: NONE

Status:

Site Name: GREENSPRING - CONTROL
Address: GREENSPRING AVE
GREENSPRING, MD 21117
Aliases: NONE
Status:

Site Name: GREENSPRING - LAUNCH (Towson Launch MD-412)
Address: RIDGE RD
GREENSPRING, MD 21117
Aliases: NONE
Status:

Site Name: INDUSTRIAL ENTERPRISES
Address: 7100 QUAD AVE
ROSEDALE, MD 21237
Aliases: NONE
Status: NFRAP

Site Name: J & L INDUSTRIES INC
Address: 6923 EBENEZER RD
CHASE, MD 21220
Aliases: NONE
Status:

Site Name: KOPPERS CO- GLEN ARM
Address: GLEN ARM RD
GLEN ARM, MD 21087
Aliases: NONE
Status: NFRAP

Site Name: LEO J. MCCOURT DUMP
Address: MORSE RD
SPARROWS POINT, MD 21219
Aliases: NONE
Status: NFRAP

Site Name: MARTIN MARIETTA CORP
Address: 1601 S. ROLLING RD
RELAY, MD 21227
Aliases: NONE
Status: NFRAP

Site Name: MARTIN'S STATE AIRPORT
Address: 701 WILSON POINT RD BOX 1
MIDDLE RIVER, MD 21220
Aliases: NONE
Status: NFRAP

Site Name: MARTIN'S STATE AIRPORT SITE II (ANG)
Address: EASTERN BLVD AND WILSON POINT RD

Aliases: MIDDLE RIVER, MD 21220
Status: NONE

Site Name: MARYVALE PREPARATORY SCHOOL
Address: 11300 FALLS RD
 BROOKLANDVILLE, MD 21093
Aliases: NONE
Status: NFRAP

Site Name: METALS & RESIDUES PROCESSING
Address: 10107 MARBLE CT
 COCKEYSVILLE, MD 21030
Aliases: NONE
Status: NFRAP

Site Name: METALS & RESIDUES PROCESSING
Address: 4400 MILFORD MILL RD
 PIKESVILLE, MD 21208
Aliases: NONE
Status: NFRAP

Site Name: NATIONAL CIRCUIT INC-TIMONIUM PROPERTY
Address: 108 TIMONIUM RD
 TIMONIUM, MD 21093
Aliases: NONE
Status: NFRAP

Site Name: NATIONAL CIRCUITS INC-PIKESVILLE PROPERTY
Address: PARK CIR
 TOWSON, MD 21286
Aliases: NONE
Status: NFRAP

Site Name: O.H. WILLIAMSON
Address: WILLIAMSON LN
 COCKEYSVILLE, MD 21030
Aliases: NONE
Status: NFRAP

Site Name: PARKTON LANDFILL
Address: INTERSCT. I-83 & STABLERS CHURCH
 PARKTON, MD 21120
Aliases: NONE
Status: NFRAP

Site Name: REISTERS PROPERTY
Address: JUNCTION MD RTS 30 & 140
 REISTERSTOWN, MD 21136
Aliases: NONE
Status: NFRAP

Site Name: RELAY MUD SLIDE
Address: WOODLAND & VIADUCT AVES
 RELAY, MD 21227
Aliases: NONE
Status: NFRAP

Site Name: RM WINSTEAD CO
Address: 68TH ST & PULASKI HWY
 ROSEDALE, MD 21237
Aliases: NONE
Status: NFRAP

Site Name: SAFETY KLEEN CORP-CATONSVILLE
Address: 1012-1/2 LESLIE AVE
 CATONSVILLE, MD 21228
Aliases: NONE
Status: NFRAP

Site Name: SAUER DUMP
Address: 4225 LYNHURST RD
 NORTH POINT, MD 21222
Aliases: NONE
Status:

Site Name: SECURITY BLVD SITE
Address: 1718 K BELMONT AVE
 WOODLAWN, MD 21207
Aliases: NONE
Status: NFRAP

Site Name: SMUCK DUMP
Address: HOLLINS FERRY RD
 HALETHORPE, MD 21227
Aliases: NONE
Status: NFRAP

Site Name: SPARROWS POINT PATAPSCO RIVER
Address: PATAPSCO RIVER
 BALTIMORE, MD 21226
Aliases: NONE
Status:

Site Name: STANSBURY PARK
Address: STANSBURY & HYDRANGEA RDS
 DUNDALK, MD 21222
Aliases: NONE
Status:

Site Name: SUN CHEMICAL CORP-GPI DIV
Address: 42 GWYNNS MILL CT
 OWINGS MILLS, MD 21117
Aliases: NONE

Status: NFRAP

Site Name: THOMPSON STEEL COMPANY INC
Address: NORTH POINT BLVD
SPARROWS POINT, MD 21219

Aliases: NONE
Status: NFRAP

Site Name: TOWSON LAUNCH BA-92 (same as MD-213)
Address: RIDGE RD NEAR RT 45
TOWSON, MD 21136

Aliases: NONE
Status:

Site Name: U S ARMY PHOENIX -LAUNCH
Address: PAPERMILL RD
JACKSONVILLE RD, MD 21131

Aliases: NONE
Status:

Site Name: U S ARMY PHOENIX-CONTROL
Address: SUNNYBROOK RD
JACKSONVILLE, MD 21131

Aliases: NONE
Status:

Site Name: VULCAN MATERIALS METALS DIV
Address: 2415 GRAYS RD
SPARROWS PT, MD 21222

Aliases: NONE
Status: NFRAP

COUNTY: BALTIMORE CITY

Site Name: 1ST PLANT
Address: GUILFORD & SARATOGA STS
BALTIMORE, MD 21202

Aliases: NONE
Status: NFRAP

Site Name: 2ND PLANT
Address: SARATOGA & HOLIDAY STS
BALTIMORE, MD 21202

Aliases: NONE
Status: NFRAP

Site Name: 4TH GAS HOUSE (Same as MD-159)
Address: LANCASTER AND PATAPSCO STS
BALTIMORE, MD 21224

Aliases: NONE
Status: NFRAP

Site Name: AINSWORTH PAINT MFG SITE
Address: 3200 BIDDLE ST

Aliases: BALTIMORE, MD 21231
Status: NONE

Site Name: ALLIED CHEM CORP BALTIMORE WKS
Address: BLOCK & WILLS ST
 BALTIMORE, MD 21231
Aliases: NONE
Status: NFRAP

Site Name: ALLIED CHEM CORP- AG PLT
Address: 2000 RACE ST \ 200? RACE ST.
 BALTIMORE, MD 21230
Aliases: NONE
Status: NFRAP

Site Name: AMERICAN CHEMMATE
Address: HOWARD & WEST STS
 BALTIMORE, MD 21230
Aliases: NONE
Status: NFRAP

Site Name: AMERICAN NATIONAL CAN CO
Address: BOSTON & HUDSON ST
 BALTIMORE, MD 21224
Aliases: NONE
Status: NFRAP

Site Name: AMERICAN RECOVERY CORP
Address: 1901 BIRCH ST
 BALTIMORE, MD 21226
Aliases: NONE
Status: NFRAP

Site Name: AMERICAN SHOT & LEAD CO
Address: FAYETTE, PITT & FRONT STS
 BALTIMORE, MD 21202
Aliases: NONE
Status: NFRAP

Site Name: AMOCO OIL CO
Address: 3901 ASIATIC AVE
 BALTIMORE, MD 21226
Aliases: NONE
Status: NFRAP

Site Name: ANCHOR HOCKING CORP-CARR LOWREY GLASS
Address: 2201 KLOMAN ST
 BALTIMORE, MD 21230
Aliases: NONE
Status: NFRAP

Site Name: ARMCO BALTIMORE WKS
Address: 3501 E BIDDLE ST
 BALTIMORE, MD 21213
Aliases: NONE
Status: NFRAP

Site Name: BALTIMORE HOUSING AUTHORITY
Address: 222 E. SARATOGA ST
 BALTIMORE, MD 21202
Aliases: NONE
Status: NFRAP

Site Name: BALTIMORE IRON & METAL
Address: PIER 11, PATAPSCO RIVER E NEWGATE
 BALTIMORE, MD 21224
Aliases: NONE
Status: NFRAP

Site Name: BALTIMORE SMELTING
Address: 227 S CENTRAL AVE
 BALTIMORE, MD 21202
Aliases: NONE
Status: NFRAP

Site Name: BALTIMORE STEEL DRUM CORP
Address: 910 KRESSON ST
 BALTIMORE, MD 21224
Aliases: NONE
Status: NFRAP

Site Name: BAYARD STATION
Address: BAYARD AND BUSH ST
 BALTIMORE, MD 21230
Aliases: NONE
Status: NFRAP

Site Name: BIOCHEM
Address: 3901 ASIATIC AVE
 BALTIMORE, MD 21226
Aliases: NONE
Status: NFRAP

Site Name: BIOCHEM MANAGEMENT INC
Address: 1917 BENHILL AVE
 BALTIMORE, MD 21226
Aliases: NONE
Status: NFRAP

Site Name: BLOEDE MANUFACTURER PROPERTY
Address: CORNER OF WILKENS & CATON AVE
 BALTIMORE, MD 21229
Aliases: NONE

Status: NFRAP

Site Name: BOARMAN, JW CO, INC
Address: 2821-23 FOSTER AVE
BALTIMORE, MD 21224
Aliases: NONE
Status: NFRAP

Site Name: BOWLEY'S LANE LANDFILL
Address: MORAVIA RD
BALTIMORE, MD 21206
Aliases: NONE
Status: NFRAP

Site Name: BROWNING FERRIS IND-QUARANTINE RD
Address: 5901 QUARANTINE RD
BALTIMORE, MD 21226
Aliases: NONE
Status: NFRAP

Site Name: BRUNING PAINT CO
Address: 601 S HAVEN ST
BALTIMORE, MD 21224
Aliases: NONE
Status: NFRAP

Site Name: CANTON STATION
Address: FAIT AND LAKEWOOD STS
BALTIMORE, MD 21224
Aliases: NONE
Status: NFRAP

Site Name: CAPITAL ASSAY LABS SITE
Address: 2901 WHITTINGTON AVE
BALTIMORE, MD 21230
Aliases: NONE
Status:

Site Name: CHEMICAL METALS IND
Address: 2001\2103 ANNAPOLIS RD
BALTIMORE, MD 21230
Aliases: NONE
Status: NFRAP

Site Name: CHEVRON USA/ BALTIMORE REFINERY
Address: 1955 CHESAPEAKE AVE
BALTIMORE, MD 21226
Aliases: NONE
Status: NFRAP

Site Name: CONOCO CHEMICAL CO-BALTIMORE PLT
Address: 3441 FAIRFIELD RD

Aliases: BALTIMORE, MD 21226
Status: NONE
 NFRAP

Site Name: CONOCO INC BALTIMORE TERM
Address: 3410 FAIRFIELD RD
 BALTIMORE, MD 21226
Aliases: NONE
Status: NFRAP

Site Name: CONRAIL ORANGEVILLE YARD
Address: 6000 E LOMBARD ST
 BALTIMORE, MD 21224
Aliases: NONE
Status: NFRAP

Site Name: CONTINENTAL CAN CO.- USA PLANT #16
Address: 3701 DUNCANWOOD LN
 BALTIMORE, MD 21213
Aliases: NONE
Status: NFRAP

Site Name: CROWN CENTRAL PETROLEUM CORP
Address: 1622 S CLINTON ST
 BALTIMORE, MD 21224
Aliases: NONE
Status: NFRAP

Site Name: CROWN CENTRAL PETROLEUM CORP
Address: 6000 PENNINGTON AVE
 BALTIMORE, MD 21226
Aliases: NONE
Status: NFRAP

Site Name: DYNASURF CHEMICAL CORP
Address: 1411 FLEET ST
 BALTIMORE, MD 21231
Aliases: NONE
Status: NFRAP

Site Name: EAST FEDERAL STREET SITE
Address: EAST OF 3520 EAST FEDERAL ST
 BALTIMORE, MD 21213
Aliases: NONE
Status: NFRAP

Site Name: ESTECH GENERAL CHEM CO
Address: 5500 CHEM RD
 BALTIMORE, MD 21226
Aliases: NONE
Status: NFRAP

Site Name: EXXON CO USA
Address: 3801 BOSTON ST
 BALTIMORE, MD 21224
Aliases: NONE
Status: NFRAP

Site Name: FMC CORP
Address: 1701 E PATAPSCO AVE
 BALTIMORE, MD 21226
Aliases: NONE
Status: NFRAP

Site Name: FORT HOLABIRD CRIME RECORDS CENTER
Address: CORNER OF OAKLAND & DETROIT AVES
 BALTIMORE, MD 21222
Aliases: NONE
Status: NFRAP

Site Name: G & M TERMINAL
Address: 1549 WARWICK AVE
 BALTIMORE, MD 21216
Aliases: NONE
Status: NFRAP

Site Name: HAWKINS PT / MD. PORT ADMIN.
Address: 5501 QUARANTINE RD
 BALTIMORE, MD 21226
Aliases: NONE
Status: NFRAP

Site Name: HIGHLAND TOWN GAS
Address: 3913 PULASKI HWY
 BALTIMORE, MD 21224
Aliases: NONE
Status: NFRAP

Site Name: HUTTON AVENUE LF, EAST AND WEST
Address: 4825-4835 WINDSOR MILL RD
 BALTIMORE, MD 21207
Aliases: NONE
Status: NFRAP

Site Name: KANE & LOMBARD STREET DRUMS
Address: KANE & LOMBARD STS
 BALTIMORE, MD 21224
Aliases: NONE
Status:

Site Name: KEY HIGHWAY SHIPYARD
Address: 1101 KEY HWY
 BALTIMORE, MD 21230
Aliases: NONE

Status: NFRAP
Site Name: KOPPER CO INC - METAL PRODUCTS DIVISION
Address: 200 SCOTT ST
 BALTIMORE, MD 21230
Aliases: NONE
Status: NFRAP

Site Name: KOPPERS CO BALTIMORE TREATING PLT LANDFILL
Address: CHILDS ST
 BALTIMORE, MD 21226
Aliases: NONE
Status: NFRAP

Site Name: KOPPERS CO INC - ENGR MET PROD G
Address: 1400 BUSH ST
 BALTIMORE, MD 21230
Aliases: NONE
Status: NFRAP

Site Name: LOCOMOTIVE JUNKYARD
Address: NEAR 6000 CHEMICAL ROAD
 BALTIMORE, MD 21226
Aliases: NONE
Status: NFRAP

Site Name: M & T CHEM INC
Address: 1900 CHESAPEAKE AVE
 BALTIMORE, MD 21226
Aliases: NONE
Status: NFRAP

Site Name: M-V SANTA CLARA I
Address: DUNDALK MARINE TERMINAL/SEA
 DUNDALK, MD 21222
Aliases: NONE
Status: NFRAP

Site Name: MARTIN MARIETTA CORP
Address: 1130 E 30TH ST
 BALTIMORE, MD 21218
Aliases: NONE
Status: NFRAP

Site Name: MONUMENT ST LANDFILL
Address: MONUMENT ST AND EDISON HWY
 BALTIMORE, MD 21205
Aliases: NONE
Status: NFRAP

Site Name: MORGAN STATE UNIVERSITY SITE
Address: COLD SPRING LN & HILLEN RD

Aliases: BALTIMORE, MD 21239
Status: NONE

Site Name: MRI CORPORATION
Address: 414 CHESAPEAKE AVE
 BALTIMORE, MD 21226
Aliases: NONE
Status: NFRAP

Site Name: NIH-NIA GERONTOLOGY RESEARCH CENTER
Address: 4040 EASTERN AVE
 BALTIMORE, MD 21224
Aliases: NONE
Status:

Site Name: NL INDUSTRIES INC MERCHANTS SHOT WORKS
Address: UNKNOWN
 BALTIMORE, MD 21201
Aliases: NONE
Status: NFRAP

Site Name: NL INDUSTRIES INC-BALTIMORE METAL PLT
Address: 214 W HENRIETTA ST
 BALTIMORE, MD 21230
Aliases: NONE
Status: NFRAP

Site Name: NL INDUSTRIES INC-WHITE LEAD PLT
Address: 204 SPEARS WHARF
 BALTIMORE, MD 21202
Aliases: NONE
Status: NFRAP

Site Name: OLIN CORP-CURTIS BAY
Address: 5501 PENNINGTON AVE
 BALTIMORE, MD 21226
Aliases: NONE
Status: NFRAP

Site Name: PEMCO PRODUCTS
Address: 5601 EASTERN AVE
 BALTIMORE, MD 21224
Aliases: NONE
Status: NFRAP

Site Name: PICORP INC
Address: 6508 E LOMBARD ST
 BALTIMORE, MD 21224
Aliases: NONE
Status: NFRAP

Site Name: PLATING SITE
Address: 1009 W. BALTIMORE ST
 BALTIMORE, MD 21223
Aliases: NONE
Status: NFRAP

Site Name: PORT LIBERTY INDUSTRIAL PARK
Address: 1800 FRANKFURST AVE
 BALTIMORE, MD 21202
Aliases: NONE
Status: NFRAP

Site Name: REEDBIRD LANDFILL
Address: POTEE ST & ROADBIRD AVE
 BALTIMORE, MD 21225
Aliases: NONE
Status: NFRAP

Site Name: ROBERT E. LEE PARK/LAKE ROLAND BRIDGE
Address: RAILROAD MARKER 387
 MT. WASHINGTON, MD 21212
Aliases: NONE
Status: NFRAP

Site Name: SAFETY KLEEN CORP
Address: 1448-50 DESOTO RD
 BALTIMORE, MD 21230
Aliases: NONE
Status: NFRAP

Site Name: SCM CORP QUARANTINE RD SITE
Address: 5901 QUARANTINE RD
 BALTIMORE, MD 21226
Aliases: NONE
Status: NFRAP

Site Name: SCOTT STREET STATION
Address: SCOTT & OSTEND STS
 BALTIMORE, MD 21230
Aliases: NONE
Status: NFRAP

Site Name: SEVERN ST STATION
Address: 1400 BLOCK SEVERN ST
 BALTIMORE, MD 21230
Aliases: NONE
Status: NFRAP

Site Name: SHERWIN WILLIAMS
Address: 2325 HOLLINS FERRY RD
 BALTIMORE, MD 21230
Aliases: NONE

Status: NFRAP

Site Name: SMITH, F. BOWIE & SON INC
Address: 4500 E LOMBARD ST
BALTIMORE, MD 21224

Aliases: NONE
Status: NFRAP

Site Name: SOUTHGATE INDUSTRIAL PARK
Address: 2147 WICOMICO ST
BALTIMORE, MD 21230

Aliases: NONE
Status:

Site Name: SPRING GARDENS
Address: FORT & LEADENHALL STS
BALTIMORE, MD 21201

Aliases: NONE
Status: NFRAP

Site Name: STRIEGAL SUPPLY & EQUIPMENT CO.
Address: 6001 CHEMICAL RD
BALTIMORE, MD 21226

Aliases: NONE
Status: NFRAP

Site Name: TANK BARGE #626
Address: PIER ONE / CLINTON ST
BALTIMORE, MD 21224

Aliases: NONE
Status: NFRAP

Site Name: TEXACO INC
Address: 3820 FOURTH AVE
BALTIMORE, MD 21226

Aliases: NONE
Status: NFRAP

Site Name: W.R.GRACE & CO.- DAVIDSON CHEM DIV.
Address: 5500 CHEMICAL RD
BALTIMORE, MD 21226

Aliases: NONE
Status: NFRAP

COUNTY: CALVERT

Site Name: USN NAVAL RESEARCH LAB-CHES BAY DETACH
Address: RT 261
RANDLE CLIFF, MD 20732

Aliases: NONE
Status:

Site Name: USN SURFACE WARFARE CNTR-SOLOMON'S ISLAND

Address: DEPT OF THE NAVY
SOLOMON'S ISL, MD 20688
Aliases: NONE
Status:

COUNTY: CAROLINE

Site Name: DAVES RELOADING & GUN REPAIR
Address: FLEETWOOD RD
DENTON, MD 21629
Aliases: NONE
Status: NFRAP

Site Name: OLD WEST DENTON DUMP
Address: RIVER RD
DENTON, MD 21629
Aliases: NONE
Status: NFRAP

Site Name: RELIANCE WOOD PRESERVING CO
Address: RELIANCE RD
FEDERALSBURG, MD 21632
Aliases: NONE
Status: NFRAP

Site Name: SKIPJACK CHEMICALS, INC.
Address: HARMONY RD
DENTON, MD 21629
Aliases: NONE
Status:

COUNTY: CARROLL

Site Name: 3M NATIONAL ADVER.-WESTMINSTER
Address: 1030 BALTIMORE BLVD
WESTMINSTER, MD 21157
Aliases: NONE
Status: NFRAP

Site Name: BACHMAN VALLEY LANDFILL-LOCATION II
Address: 1920 BACHMAN VALLEY RD
MANCHESTER, MD 21102
Aliases: NONE
Status: NFRAP

Site Name: BACHMANS VALLEY LANDFILL
Address: 1920 BACHMANS VALLEY RD
MANCHESTER, MD 21157
Aliases: NONE
Status: NFRAP

Site Name: BLACK & DECKER
Address: HANOVER PIKE
HAMPSTEAD, MD 21074

Aliases: NONE
Status:

Site Name: CATALYST RESEARCH
Address: 1125 POOLE RD
WESTMINSTER, MD 21157
Aliases: NONE
Status: NFRAP

Site Name: CRANBERRY RUN SUB STATION
Address: OLD MANCHESTER RD
WESTMINSTER, MD 21157
Aliases: NONE
Status: NFRAP

Site Name: HODGES LANDFILL
Address: HODGES RD
ELDERSBURG, MD 21784
Aliases: NONE
Status: NFRAP

Site Name: KATE WAGNER LANDFILL
Address: OLD WESTMINSTER RD & KATE WAGNER
WESTMINSTER, MD 21157
Aliases: NONE
Status: NFRAP

Site Name: LANG'S JUNKYARD
Address: RT 30 - BETWEEN 232 & 242
HAMPSTEAD, MD 21074
Aliases: NONE
Status: NFRAP

Site Name: LEHIGH PORTLAND CEMENT COMPANY
Address: 117 SOUTH MAIN ST
UNION BRIDGE, MD 21791
Aliases: NONE
Status: NFRAP

Site Name: MIL SPEC FASTENERS CORP
Address: RT 30 BOX 59A (HANOVER PIK)
HAMPSTEAD, MD 21074
Aliases: NONE
Status: NFRAP

Site Name: NORTH CARROLL SHOPPING PLAZA
Address: RT 30 & BRODBECK RD
HAMPSTEAD, MD 21074
Aliases: NONE
Status:

Site Name: POWRMATIC INC

Address: INDUSTRIAL PARK DR
FINKSBURG, MD 21048
Aliases: NONE
Status: NFRAP

Site Name: RAY'S AUTO PARTS E.R.
Address: 7571 MIDDLEBERG ROAD
DETOUR, MD
Aliases: NONE
Status:

Site Name: SMALL LAB SITE
Address: 7606 PATAPSCO DR
SYKESVILLE, MD 21784
Aliases: NONE
Status: NFRAP

Site Name: W. DORSEY PROPERTY
Address: 804 E RIDGEVILLE RD
MT. AIRY, MD 21771
Aliases: NONE
Status: NFRAP

Site Name: WESTMINSTER PLANT
Address: GEORGE ST
WESTMINSTER, MD 21157
Aliases: NONE
Status: NFRAP

Site Name: WOLF HILL
Address: OFF OF RT 30
HAMPSTEAD, MD 21074
Aliases: NONE
Status: NFRAP

COUNTY: CECIL

Site Name: ANCHOR MARINA ASSESSMENT
Address: 0.5 OFF RT 272 IRIQUOIS DR
NORTH EAST, MD 21901
Aliases: NONE
Status:

Site Name: BIG ELK CHAPEL ROAD LANDFILL
Address: OFF BIG ELK CHAPEL RD
PROVIDENCE, MD 21921
Aliases: NONE
Status: NFRAP

Site Name: CECIL COUNTY LANDFILL
Address: OLD ELK NECK RD
ELKTON, MD 21901
Aliases: NONE

Status: NFRAP

Site Name: CENTRAL CHEMICAL CO
Address: TRINCO INDUSTRIAL PARK
 ELKTON, MD 21921
Aliases: NONE
Status: NFRAP

Site Name: CHILDS PROPERTY
Address: 180 CHILDS RD
 CHILDS, MD 21921
Aliases: NONE
Status: NFRAP

Site Name: CROUSE BROS. EXCAVATING, INC.
Address: PULASKI HWY WEST \ RT 40 & RT 279
 ELKTON, MD 21921
Aliases: NONE
Status: NFRAP

Site Name: DWYER PROPERTY
Address: RTS. 279 & 545 PARCEL 1037 SW
 ELKTON, MD 21921
Aliases: NONE
Status: NFRAP

Site Name: ELKTON FARM
Address: 183 ZEITLER RD
 ELKTON, MD 21921
Aliases: NONE
Status:

Site Name: ELKTON GAS LIGHT CO
Address: WATER ST
 ELKTON, MD 21921
Aliases: NONE
Status: NFRAP

Site Name: FIRESTONE PERRYVILLE PLANT
Address: FIRESTONE RD
 PERRYVILLE, MD 21903
Aliases: NONE
Status:

Site Name: G.E. RAIL
Address: TRINCO INDUSTRIAL PARK
 ELKTON, MD 21921
Aliases: NONE
Status:

Site Name: HOG HILL LANDFILL
Address: PHILADELPHIA RD

Aliases: NORTH EAST, MD 21921
Status: NONE
Status: NFRAP

Site Name: HOPKINS QUARRY
Address: HOPKINS QUARRY
 PORT DEPOSIT, MD 21904
Aliases: NONE
Status: NFRAP

Site Name: IP, INC
Address: TRINCO INDUSTRIAL PARK PARCE
 ELKTON, MD 21921
Aliases: NONE
Status: NFRAP

Site Name: IRON HILL ROAD DRUM SITE
Address: 117 IRON HILL RD
 ELKTON, MD 21921
Aliases: NONE
Status: NFRAP

Site Name: LOUISA LANE DUMPSITE
Address: LOUISA LN EXTENDED
 CHARLESTOWN, MD 21914
Aliases: NONE
Status:

Site Name: MALMO FARMS
Address: 1435 CAYOTS CORNER RD
 CHESAPEAKE CITY, MD 21915
Aliases: NONE
Status: NFRAP

Site Name: MONTGOMERY BROTHERS
Address: OFF NAZARENE CAMP RD
 NORTHEAST, MD 21901
Aliases: NONE
Status:

Site Name: NATIONAL FIREWORKS
Address: FAIRHILL RD PARCELS 75 & 1075
 ELKTON, MD 21921
Aliases: NONE
Status: NFRAP

Site Name: NAVAL TRAINING CENTER BAINBRIDGE
Address: BAINBRIDGE RD
 BAINBRIDGE, MD 21904
Aliases: NONE
Status:

Site Name: OLD ELKTON DUMP
Address: JONES CHAPEL RD
 ELKTON, MD 21921
Aliases: NONE
Status: NFRAP

Site Name: ORDNANCE PRODUCTS INC
Address: MECHANICS VALLEY RD
 NORTHEAST, MD 21901
Aliases: NONE
Status:

Site Name: PRINCIPIO ROAD
Address: 551 PRINCIPIO RD
 CRAIGTOWN, MD 21904
Aliases: NONE
Status: NFRAP

Site Name: REEVES SITE
Address: 400 MARLEY RD
 ELKTON, MD 21921
Aliases: NONE
Status: NFRAP

Site Name: RMR
Address: 695 N BRIDGE ST
 ELKTON, MD 21921
Aliases: NONE
Status: NFRAP

Site Name: RTE 7 CHEM DUMP SITE
Address: OLD PHILADELPHIA RD EAST
 ELKTON, MD 21921
Aliases: NONE
Status: NFRAP

Site Name: SAND GRAVEL & STONE SITE
Address: PULASKI HWY
 ELKTON, MD 21921
Aliases: NONE
Status:

Site Name: SPECTRON INC
Address: 111 PROVIDENCE RD
 ELKTON, MD 21921
Aliases: NONE
Status:

Site Name: STAUFFER CHEM CO
Address: BLUEBELL RD TRINCO IND COM
 ELKTON, MD 21921
Aliases: NONE

Status:

Site Name: STEMMERS RUN
Address: STEMMERS RUN RD
EARLESVILLE, MD 21919
Aliases: NONE
Status: NFRAP

Site Name: THIOKOL CORP ELKTON
Address: 500 PULASKI HWY WEST
ELKTON, MD 21921
Aliases: NONE
Status: NFRAP

Site Name: TRIUMPH INDUSTRIAL PARK / W.L. GORE
Address: 3 BLUE BALL RD P.O. BOX 1130
ELKTON, MD 219211130
Aliases: NONE
Status: NFRAP

Site Name: USCG BACK CREEK REAR RANGE STRUCTURE
Address: WELCH POINT
CHESAPEAKE CITY, MD 21921
Aliases: NONE
Status:

Site Name: VICON PROPERTY
Address: DOGWOOD RD & SINGERLY RD
ELKTON, MD 21921
Aliases: NONE
Status: NFRAP

Site Name: W L GORE- CHERRY HILL
Address: 2401 SINGERLY RD
CHILDS, MD 21921
Aliases: NONE
Status: NFRAP

Site Name: WHITTAKER TROJAN YACHT
Address: OLDFIELD POINT RD
ELKTON, MD 21921
Aliases: NONE
Status: NFRAP

Site Name: WOODLAWN LANDFILL
Address: 400 WAIBEL RD
WOODLAWN, MD 21904
Aliases: NONE
Status:

COUNTY: CHARLES

Site Name: BLOSSOM POINT FIELD TEST AREA

Address: CEDAR POINT NECK
LA PLATA, MD 20646

Aliases: NONE

Status:

Site Name: CHARLES COUNTY SANITARY LF

Address: RT 425
PISGAH, MD 20640

Aliases: NONE

Status:

Site Name: DEAD TREES IN A POND SITE

Address: 0.6 MILES PAST CORNER OF GLYM
PISGAH, MD 20640

Aliases: NONE

Status: NFRAP

Site Name: HUGHESVILLE TIRE SITE

Address: GALLANT GREEN RD
HUGHESVILLE, MD 20601

Aliases: NONE

Status: NFRAP

Site Name: INDIAN HEAD NAVAL SURFACE WARFARE CENTER

Address: RT 210
INDIAN HEAD, MD 20640

Aliases: NONE

Status:

Site Name: POMONKEY - CONTROL

Address: BUMPY OAK RD
POMONKEY, MD 20646

Aliases: NONE

Status: NFRAP

Site Name: POMONKEY - LAUNCH

Address: BUMPY OAK RD
POMONKEY, MD 20646

Aliases: NONE

Status:

Site Name: US NAVAL RESEARCH LAB - CONTROL

Address: END OF LAUREL BRANCH RD
WALDORF, MD 20601

Aliases: NONE

Status:

Site Name: US NAVAL RESEARCH LAB - LAUNCH

Address: BERRY RD
WALDORF, MD 20601

Aliases: NONE

Status:

Site Name: WALDORF - CONTROL
Address: COUNTRY LN
WALDORF, MD 20601
Aliases: NONE
Status: NFRAP

COUNTY: DORCHESTER

Site Name: BEULAH LANDFILL
Address: GALLIGHER FARM RD
BEULAH, MD 21643
Aliases: NONE
Status: NFRAP

Site Name: CAMBRIDGE CY DISP PLT WWTP
Address: 1010 ROSELIN AVE
CAMBRIDGE, MD 21613
Aliases: NONE
Status: NFRAP

Site Name: CAMBRIDGE SITE
Address: 311 TRENTON
CAMBRIDGE, MD 21613
Aliases: NONE
Status: NFRAP

Site Name: CAMBRIDGE TOWN GAS
Address: 403 CHERRY ST
CAMBRIDGE, MD 21613
Aliases: NONE
Status:

Site Name: CONTINENTAL CAN CO-USA PLANT 24
Address: RAILRD AVE
HURLOCK, MD 21643
Aliases: NONE
Status: NFRAP

Site Name: EASTERN MD WOOD TREATING CO
Address: CLARKS CANNING HOUSE RD
FEDERALSBURG, MD 21632
Aliases: NONE
Status:

Site Name: NELSONS BODY SHOP
Address: RT 16 & CHESAPEAKE DR
CAMBRIDGE, MD 21613
Aliases: NONE
Status: NFRAP

Site Name: USN BLOODSWORTH ARCHIPELAGO
Address: N POTOMAC R RUNS CHESPKE BAY

Aliases: NA, MD 21613
Status: NONE

Site Name: WESTERN PUBLISHING CO
Address: WOODS RD
CAMBRIDGE, MD 21613
Aliases: NONE
Status: NFRAP

COUNTY: FREDERICK

Site Name: ABRAMSON PROPERTY
Address: 9925 PINE TREE RD
WOODSBORO, MD 21798
Aliases: NONE
Status: NFRAP

Site Name: EASTALCO ALUMINUM CO
Address: 5601 MANOR WOODS RD
FREDERICK, MD 217017999
Aliases: NONE
Status: NFRAP

Site Name: FORT DETRICK AREA B
Address: ROSEMONT AVE
FREDERICK, MD 21702
Aliases: NONE
Status:

Site Name: FREDERICK TOOL AND DIE CO INC
Address: 579 E.CHURCH ST
FREDERICK, MD 21701
Aliases: NONE
Status: NFRAP

Site Name: FREDERICK TOWN GAS
Address: 350 CHURCH ST
FREDERICK, MD 21701
Aliases: NONE
Status: NFRAP

Site Name: NCI FREDERICK CANCER RESEARCH
Address: FORT DETRICK
FREDERICK, MD 21702
Aliases: NONE
Status:

Site Name: TRANS TECH / ADAMSTOWN SITE
Address: ADAMSTOWN RD
ADAMSTOWN, MD 21710
Aliases: NONE
Status:

Site Name: USA FORT DETRICK
Address: FORT DETRICK
FREDERICK, MD 21702
Aliases: NONE
Status:

Site Name: USN NAVAL SUPORT FACILITY
Address: POST OFFICE BOX 1000
THURMONT, MD 21788
Aliases: NONE
Status:

COUNTY: GARRETT

Site Name: BAUSCH & LOMB INC - OAKLAND PLANT
Address: RT 135
OAKLAND, MD 21550
Aliases: NONE
Status: NFRAP

Site Name: HARBISON WALKER REFRACTORIES-NEW SAVAGE
Address: RT 495
GRANTSVILLE, MD 21536
Aliases: NONE
Status: NFRAP

Site Name: OAKLAND JUNKYARD SITE
Address: RT 219
OAKLAND, MD 21053
Aliases: NONE
Status: NFRAP

Site Name: TEXAS EASTERN-ACCIDENT STATION
Address: FRIENDSVILLE RD
ACCIDENT, MD 21520
Aliases: NONE
Status: NFRAP

Site Name: UMBELL PROPERTY
Address: RT 42
FRIENDSVILLE, MD 21531
Aliases: NONE
Status: NFRAP

Site Name: WOOD PRODUCTS
Address: 8TH ST EXT
OAKLAND, MD 21550
Aliases: NONE
Status: NFRAP

COUNTY: HARFORD

Site Name: ABERDEEN DUMP
Address: MICHAEL LN

Aliases: ABERDEEN, MD 21005
Status: NONE
Status: NFRAP

Site Name: ABERDEEN PROVING GROUND - EDGEWOOD AREA
Address: OFF PULASKI HWY
 ABERDEEN P G, MD 21010
Aliases: NONE
Status:

Site Name: ABERDEEN PROVING GROUND - MICHAELSVILLE LF
Address: OFF PULASKI HWY
 ABERDEEN P G, MD 21005
Aliases: NONE
Status: NFRAP

Site Name: ABINGDON LANDFILL
Address: 3111 OLD PHILADELPHIA RD (RT.7)
 ABINGDON, MD 21009
Aliases: NONE
Status: NFRAP

Site Name: BATA SHOE (LATEX LAGOON)
Address: BELCAMP RD
 BELCAMP, MD 21017
Aliases: NONE
Status: NFRAP

Site Name: BATA SHOE (MAIN PLANT AND LANDFILL)
Address: PULASKI HWY
 BELCAMP, MD 21017
Aliases: NONE
Status:

Site Name: BRAXTON PROPERTY LANDFILL
Address: BUSH RD
 ABINGDON, MD 21009
Aliases: NONE
Status: NFRAP

Site Name: BUSH VALLEY LANDFILL
Address: BUSH RD POB 246
 ABINGDON, MD 21009
Aliases: NONE
Status:

Site Name: HAVRE DE GRACE DUMP
Address: QUARRY RD
 HAVRE DE GRACE, MD 21078
Aliases: NONE
Status: NFRAP

Site Name: HAVRE DE GRACE PLANT
Address: 200 BLOCK JUNIATA ST
 HAVRE DE GRACE, MD 21078
Aliases: NONE
Status: NFRAP

Site Name: I.W. JENKINS-MOUNTAIN ROAD PROPERTY
Address: 2206 MOUNTAIN RD
 JOPPA, MD 21085
Aliases: NONE
Status: NFRAP

Site Name: JOHNSON PROPERTY LANDFILL
Address: BUSH RD
 ABINGDON, MD 21009
Aliases: NONE
Status: NFRAP

Site Name: LONGS SEPTIC
Address: 4025 GRAVEL HILL RD
 HAVRE DE GRACE, MD 21078
Aliases: NONE
Status: NFRAP

Site Name: MCCORQUODALE COLOR CARD CO
Address: 2737 WHITEFORD RD
 WHITEFORD, MD 21160
Aliases: NONE
Status: NFRAP

Site Name: MILLER CHEMICAL & FERTILIZER CORP
Address: RTS 136 & 165
 WHITEFORD, MD 21160
Aliases: NONE
Status: NFRAP

Site Name: MOORE PROPERTY LANDFILL
Address: BUSH RD
 ABINGTON, MD 21009
Aliases: NONE
Status: NFRAP

Site Name: MOUNTAIN ROAD EMERGENCY RESPONSE
Address: MOUNTAIN RD & I-95
 JOPPA-MAGNOLIA, MD 21040
Aliases: NONE
Status: NFRAP

Site Name: MULLINS LANDFILL
Address: OLD POST RD RT 132
 HAVRE DE GRACE, MD 21078
Aliases: NONE

Status: NFRAP

Site Name: SCARBORO LANDFILL
Address: SCARBORO RD
DUBLIN, MD 21154

Aliases: NONE
Status:

Site Name: UNION ROAD DUMP
Address: 1515 UNION RD
ABERDEEN, MD 21001

Aliases: NONE
Status:

COUNTY: HOWARD

Site Name: CEMETARY LN
Address: MAYFIELD & MEADOWBRIDGE
ELKRIDGE, MD 21227

Aliases: NONE
Status: NFRAP

Site Name: CHESAPEAKE FINISHED METALS INC
Address: 6754 SANTA BARBARA CT
BALTIMORE, MD 21227

Aliases: NONE
Status: NFRAP

Site Name: GENERAL ELECTRIC CO
Address: APPLIANCE PARK EAST
COLUMBIA, MD 21046

Aliases: NONE
Status:

Site Name: HOWARD COUNTY LANDFILL
Address: 4361 NEWCUT RD
ELLCOTT CITY, MD 21043

Aliases: NONE
Status: NFRAP

Site Name: JOHNS HOPKINS APPLIED PHYSICS LAB
Address: JOHNS HOPKINS RD
COLUMBIA, MD 207076099

Aliases: NONE
Status: NFRAP

Site Name: LONG LIFE TREATED WOOD INC
Address: DORSEY RACEWAY RD
DORSEY, MD 21227

Aliases: NONE
Status: NFRAP

Site Name: MAYFIELD REPAIR FACILITY

Address: 7751 MAYFIELD AVE
ELKRIDGE, MD 21227

Aliases: NONE
Status: NFRAP

Site Name: MULLINEX FARM
Address: FLORENCE RD & A E MULLINEX RD
LISBON, MD 21797
Aliases: NONE
Status: NFRAP

Site Name: OFFICE OF THE FIRE MARSHAL
Address: GEORGE HOWARD BLDG
ELLCOTT CITY, MD 21043
Aliases: NONE
Status: NFRAP

Site Name: OLGA NELSON ENTERPRISES
Address: 7269 WASHINGTON BLVD
DORSEY, MD 21227
Aliases: NONE
Status: NFRAP

Site Name: SCOVITCH PROPERTY
Address: 9530 N WASHINGTON BLVD
LAUREL, MD 21227
Aliases: NONE
Status: NFRAP

Site Name: TATE ACCESS FLOORS INC
Address: 7510 MONTERIDEO RD
JESSUP, MD 20794
Aliases: NONE
Status: NFRAP

Site Name: W.R. GRACE WASHINGTON RESEARCH CENTER
Address: 7379 GUILFORD RD (RT 32)
COLUMBIA, MD 21044
Aliases: NONE
Status: NFRAP

Site Name: WESTVACO CORPORATION
Address: 11101 JOHNS HOPKINS RD
LAUREL, MD 20707
Aliases: NONE
Status: NFRAP

COUNTY: KENT

Site Name: CHESTERTOWN GAS CO
Address: W HIGH ST
CHESTERTOWN, MD 21620
Aliases: NONE

Status: NFRAP

Site Name: CHESTERTOWN MUN DUMP
Address: FLATLAND RD
CHESTERTOWN, MD 21620
Aliases: NONE
Status: NFRAP

Site Name: DUTCH FAMILY DELI OIL SPILL
Address: INTERSECTION RTS 301 & 291
MILLINGTON, MD 21651
Aliases: NONE
Status: NFRAP

Site Name: KENT PIT
Address: CEDAR AVE
CHESTERTOWN, MD 21620
Aliases: NONE
Status: NFRAP

Site Name: LAURENCE J NICHOLSON LANDFILL
Address: NICHOLSON RD
CHESTERTOWN, MD 21620
Aliases: NONE
Status: NFRAP

Site Name: TENNACO INC-CHESTERTOWN PLT
Address: RT 297
CHESTERTOWN, MD 21620
Aliases: NONE
Status: NFRAP

Site Name: TOLCHESTER - CONTROL
Address: TOLCHESTER BEACH RD
TOLCHESTER, MD 21661
Aliases: NONE
Status: NFRAP

Site Name: TOLCHESTER - LAUNCH
Address: ROCK HALL - TOLCHESTER RD
TOLCHESTER, MD 21661
Aliases: NONE
Status:

COUNTY: MONTGOMERY

Site Name: DAVID TAYLOR RESEARCH CENTER
Address: MACARTHUR BLVD
BETHESDA, MD 20084
Aliases: NONE
Status:

Site Name: GAITHERSBURG - CONTROL

Address: 8510 SNOUFFERS SCHOOL RD
 GAITHERSBURG, MD 20879
Aliases: NONE
Status:

Site Name: GAITHERSBURG - LAUNCH
Address: OFF SNOUFFERS SCHOOL RD
 GAITHERSBURG, MD 20879
Aliases: NONE
Status:

Site Name: KENNETH SHUMAKER DUMP
Address: BARNESVILLE RD
 BARNESVILLE, MD 20872
Aliases: NONE
Status: NFRAP

Site Name: LAYTONSVILLE - CONTROL
Address: ZION RD
 LAYTONSVILLE, MD 20879
Aliases: NONE
Status:

Site Name: LAYTONSVILLE - LAUNCH
Address: 5321 RIGGS RD
 LAYTONSVILLE, MD 20879
Aliases: NONE
Status:

Site Name: MARYLAND WOOD PRESERVING CORP
Address: 235 DERWOOD CIR
 ROCKVILLE, MD 20850
Aliases: NONE
Status: NFRAP

Site Name: MCCORMICK PAINT WORKS
Address: 2355 LEWIS AVE
 ROCKVILLE, MD 20851
Aliases: NONE
Status: NFRAP

Site Name: MICRODYNE CORP
Address: 627 LOFERRAND LN
 ROCKVILLE, MD 20850
Aliases: NONE
Status: NFRAP

Site Name: NAT'L INSTITUTE OF STANDARD TECHNOLOGY
Address: INTERSTATE 270 & QUINCE ORCHAR
 GAITHERSBURG, MD 20899
Aliases: NONE
Status: NFRAP

Site Name: NATIONAL INST OF HEALTH
Address: 900 ROCKVILLE PIKE
BETHESDA, MD 20014
Aliases: NONE
Status: NFRAP

Site Name: NAVAL MEDICAL COMMAND
Address: 8901 WISCONSIN AVE
BETHESDA, MD 208145000
Aliases: NONE
Status:

Site Name: NORTH POTOMAC PCP
Address: 13801 TURKEY FOOT ROAD
NORTH POTOMAC, MD 20878
Aliases: NONE
Status:

Site Name: PROTO CIRCUITS
Address: 14674 D SOUTLAWN LN
ROCKVILLE, MD 20850
Aliases: NONE
Status: NFRAP

Site Name: RIXON INC
Address: 2120 INDUSTRIAL PKY
SILVER SPRING, MD 20904
Aliases: NONE
Status: NFRAP

Site Name: ROCKVILLE - CONTROL
Address: 10901 DARNSTOWN RD
GAITHERSBURG, MD 20878
Aliases: NONE
Status:

Site Name: ROCKVILLE - LAUNCH
Address: MUDDY BRANCH RD
GAITHERSBURG, MD 20878
Aliases: NONE
Status:

Site Name: SAFETY KLEEN CORP-SILVER SPRING
Address: 12164 TECH RD
SILVER SPRING, MD 20904
Aliases: NONE
Status: NFRAP

Site Name: SILVER SPRINGS CUSTOM FURNITURE
Address: 8943 BROOKVILLE RD
SILVER SPRING, MD 20910
Aliases: NONE

Status: NFRAP

Site Name: USN NAVAL SURFACE WARFARE CTR-WHITE OAK
Address: 10901 NEW HAMPSHIRE AVE
SILVER SPRING, MD 209035000

Aliases: NONE
Status: NFRAP

Site Name: VECTROL INC
Address: 1010 WESTMORE AVE
ROCKVILLE, MD 20850

Aliases: NONE
Status: NFRAP

Site Name: WALTER REED AMC FOREST GLEN ANNEX
Address: 2961 LINDEN LN
SILVER SPRING, MD 20910

Aliases: NONE
Status:

Site Name: WALTER REED ARMY MEDICAL CENTER
Address: MD RT 193
WHEATON, MD 20902

Aliases: NONE
Status:

Site Name: WATKINS JOHNSON COMPANY
Address: 700 QUINCE ORCHARD RD
GATHERSBURG, MD 20760

Aliases: NONE
Status: NFRAP

Site Name: WEINSCHEL ENGINEERING
Address: 1 WEINSCHEL LN
GAITHERSBURG, MD 20878

Aliases: NONE
Status: NFRAP

COUNTY: PRINCE GEORGE'S

Site Name: ADELPHI LABORATORY CENTER
Address: 2800 POWDER MILL RD
ADELPHI, MD 20783

Aliases: NONE
Status: NFRAP

Site Name: AGGREGATE INDUSTRIES
Address: DOWER HOWSER RD
MELLWOOD, MD 20772

Aliases: NONE
Status: NFRAP

Site Name: ANACOSTIA RIVER PARK

Address: S OF BLADENSBURG RD
 BLADENSBURG, MD 20722
Aliases: NONE
Status:

Site Name: BEAVERDAM CREEK PCB
Address: 0.5 OFF KENILWORTH AVE
 CHEVERLY, MD 20743
Aliases: NONE
Status:

Site Name: BELTSVILLE AGRICULTURAL RESEARCH (USDA)
Address: BUILDINGS 1321 & 204 BARL
 BELTSVILLE, MD 20705
Aliases: NONE
Status:

Site Name: BLADENSBURG ACETYLENE
Address: 2900 52ND AVE
 HYATTSVILLE, MD 20781
Aliases: NONE
Status: NFRAP

Site Name: BOWIE-BELAIR LANDFILL
Address: RT 3 & RT 450
 BOWIE, MD 20715
Aliases: NONE
Status:

Site Name: BRANDYWINE - CONTROL
Address: 13400 EDGEMEADE RD
 NAYLOR, MD 20613
Aliases: NONE
Status: NFRAP

Site Name: BRANDYWINE - LAUNCH
Address: CANDY HILL RD
 NAYLOR, MD 20613
Aliases: NONE
Status:

Site Name: BRANDYWINE DRMO SALVAGE YARD
Address: BRANDYWINE RD
 ANDREWS, MD 20331
Aliases: NONE
Status:

Site Name: CAPITOL WIRE & FENCE
Address: 3334 KENILWORTH AVE
 HYATTSVILLE, MD 20781
Aliases: NONE
Status: NFRAP

Site Name: CELIA LUST
Address: BALTIMORE BLVD & SOUTHARD DR
BELTSVILLE, MD 20705
Aliases: NONE
Status: NFRAP

Site Name: CHELTENHAM BATTERY
Address: 10800 FRANK TIPPETT RD
CHELTENHAM, MD 20623
Aliases: NONE
Status: NFRAP

Site Name: CITY OF GREENBELT
Address: 555 CRESCENT RD
GREENBELT, MD 20770
Aliases: NONE
Status: NFRAP

Site Name: CLARK, J L MFG CO STONE INDUST
Address: 51ST AVE AND CREE LNE
COLLEGE PARK, MD 20740
Aliases: NONE
Status: NFRAP

Site Name: COLUMBIA PARK DRUM SITE
Address: GEORGE PALMER HWY & COLUMB
COLUMBIA PARK, MD 20785
Aliases: NONE
Status: NFRAP

Site Name: CONTEE SAND & GRAVEL
Address: OFF VIRGINIA MANOR RD
BELTSVILLE, MD 20705
Aliases: NONE
Status: NFRAP

Site Name: CROOM - CONTROL
Address: 15100 MT CALVERT RD
UPPER MARLBORO, MD 20772
Aliases: NONE
Status:

Site Name: CROOM - LAUNCH
Address: 8520 DUVALL RD
UPPER MARLBORO, MD 20772
Aliases: NONE
Status: NFRAP

Site Name: CROOM MILITARY HOUSING
Address: 15512 MOUNT CALVERT RD
UPPER MARLBORO, MD 20772
Aliases: NONE

Status: NFRAP

Site Name: EAGLE HARBOR TIRE FIRE
Address: EAGLE HARBOR RD
 EAGLE HARBOR, MD 20608
Aliases: NONE
Status:

Site Name: EVANS TRAIL DUMP SITE
Address: EVANS TRAIL
 CALVERTON, MD 20705
Aliases: NONE
Status: NFRAP

Site Name: GLENDALE PLANT GERMPLASM QUARANTINE FAC
Address: 11601 OLD POND DR
 GLENN DALE, MD 20769
Aliases: NONE
Status:

Site Name: GSA BLADENSBURG
Address: 4125 46TH ST
 BLADENSBURG, MD 20710
Aliases: NONE
Status: NFRAP

Site Name: HYATTSVILLE GAS & ELECTRIC
Address: 5022 RHODE ISLAND AVE
 EDMONSTON, MD 20781
Aliases: NONE
Status: NFRAP

Site Name: KOPPERS CO DUMPSITE LAUREL
Address: RT 1 & CONTEE RD
 LAUREL, MD 20707
Aliases: NONE
Status: NFRAP

Site Name: KOPPERS CO LAUREL
Address: RIVERSIDE DR
 LAUREL, MD 20707
Aliases: NONE
Status:

Site Name: LAUREL CITY LANDFILL
Address: RT 198 FT MEADE RD
 LAUREL, MD 20707
Aliases: NONE
Status: NFRAP

Site Name: LONDON HILLS DEVELOPMENT
Address: END OF HIGHVIEW PLACE

Aliases: CAPITOL HEIGHTS, MD 20743
Status: NONE
 NFRAP

Site Name: MID ATLANTIC WOOD FINISHING INC.
Address: 4656 ADDISON RD
 CAPITOL HEIGHTS, MD 20743
Aliases: NONE
Status: NFRAP

Site Name: MINERAL PIGMENTS CORP-BELTSVILLE
Address: 7011 MUIRKIRK RD
 MUIRKIRK, MD 20705
Aliases: NONE
Status: NFRAP

Site Name: NASA-GODDARD SPACE FLIGHT CENTER
Address: GREENBELT RD
 GREENBELT, MD 20770
Aliases: NONE
Status: NFRAP

Site Name: NATIONAL FENCE MFG CO INC
Address: 4301 46TH ST
 BLADENSBURG, MD 20710
Aliases: NONE
Status: NFRAP

Site Name: NELSON PERRIE DUMP
Address: 15200 NELSON PERRIE RD
 BALD EAGLE, MD 20613
Aliases: NONE
Status: NFRAP

Site Name: OLD FORT ROAD SITE (A-D-base listed as FIS)
Address: 11920 S OLD FORT RD
 FORT WASHINGTON, MD 20744
Aliases: NONE
Status:

Site Name: PAINT BRUSH LF AREA #3
Address: UNIV OF MD COLLEGE PARK CAMP
 COLLEGE PARK, MD 20742
Aliases: NONE
Status: NFRAP

Site Name: PATUXENT WILDLIFE RESEARCH CENTER
Address: RT 197 AND POWDERMILL RD
 LAUREL, MD 20708
Aliases: NONE
Status:

Site Name: PISCATAWAY WWTP
Address: RT 210 & FARMINGTON RD BOX 327
ACCOKEEK, MD 20607
Aliases: NONE
Status: NFRAP

Site Name: ROGERS ELECTRIC
Address: 5720 COLUMBIA PARK
CHEVERLY, MD 20785
Aliases: NONE
Status:

Site Name: U.S. NAVAL COMMUNICATION UNIT
Address: DANGERFIELD RD AND COMMO RD
CHELTENHAM, MD 20735
Aliases: NONE
Status:

Site Name: UNITED RIGGING & HAULING
Address: 6701 AMMENDALE RD
BELTSVILLE, MD 20705
Aliases: NONE
Status:

Site Name: USAF ANDREWS AIR FORCE BASE
Address: PERIMETER RD
ANDREWS AFB, MD 20331
Aliases: NONE
Status:

Site Name: W P BALLARD BUILDING
Address: 10722 TUCKER ST
BELTSVILLE, MD 20705
Aliases: NONE
Status: NFRAP

Site Name: WALDORF - LAUNCH
Address: COUNTRY LANE
BRANDYWINE, MD 20601
Aliases: NONE
Status:

Site Name: WILLIAM PLEASANTS
Address: ALLENTOWN RD
FRIENDLY, MD 20744
Aliases: NONE
Status: NFRAP

Site Name: WINDSOR MANOR RD
Address: WINDSOR MANOR RD
BRANDYWINE, MD 20613
Aliases: NONE

Status:

COUNTY: QUEEN ANNE'S

Site Name: TOM DODD SPORTING CLAYS SITE
Address: 620 TOM DODD FARM LN
QUEENSTOWN, MD 21658
Aliases: NONE
Status:

COUNTY: SOMERSET

Site Name: BEITZEL CABINET & MILLWORK INC.
Address: BROAD ST
PRINCESS ANNE, MD 21853
Aliases: NONE
Status: NFRAP

Site Name: CRISFIELD CITY DUMP
Address: WATER ST
CRISFIELD, MD 21817
Aliases: NONE
Status: NFRAP

Site Name: CRISFIELD LIGHT & POWER CO
Address: RT 413
CRISFIELD, MD 21817
Aliases: NONE
Status: NFRAP

Site Name: RING LANDFILL
Address: MILLARD RD
WESTOVER, MD 21871
Aliases: NONE
Status: NFRAP

Site Name: SHERWIN WILLIAMS RUBBERSET DIV
Address: RT 413
CRISFIELD, MD 21817
Aliases: NONE
Status: NFRAP

Site Name: WESTOVER LANDFILL
Address: ARDEN STATION RD
WESTOVER, MD 21871
Aliases: NONE
Status: NFRAP

COUNTY: ST MARY'S

Site Name: CALIFORNIA DRUM SITE
Address: ST ANDREWS CHURCH RD
CALIFORNIA, MD 20619
Aliases: NONE
Status: NFRAP

Site Name: GENSTAR STONE PRODUCTS
Address: RT 235
HOLLYWOOD, MD 20619
Aliases: NONE
Status: NFRAP

Site Name: PATUXTENT RIVER NAVAL AIR STATION
Address: BUTT RIFLE RANGE LANDFILL
PATUXENT, MD 20670
Aliases: NONE
Status:

Site Name: SOUTHERN MARYLAND WOOD TREATING
Address: STATE RT 235
HOLLYWOOD, MD 20636
Aliases: NONE
Status:

Site Name: SPRINGER SEPTIC SERVICES
Address: 8 & CHAPTICO HWY RD
CHAPITCO, MD 20621
Aliases: NONE
Status: NFRAP

Site Name: ST. MARY'S SALVAGE
Address: ST MARY'S INDUSTRIAL PARK
ST MARY'S, MD 20686
Aliases: NONE
Status: NFRAP

Site Name: THIOKOL CORP MECHANICSVILLE
Address: RT 235
MECHANICSVILLE, MD 20659
Aliases: NONE
Status: NFRAP

Site Name: USN NAVAL ELECTRONICS SYS ENG ACT
Address: VILLA RD OFF RT 5
ST. INIGOES, MD 20684
Aliases: NONE
Status: NFRAP

COUNTY: TALBOT

Site Name: DOC NAT'L MARINE FISHERIES SERV.
Address: SOUTH MORRIS ST EXT
OXFORD, MD 21654
Aliases: NONE
Status:

Site Name: EASTON GAS & LIGHT CO
Address: 1 S WEST ST
EASTON, MD 21601

Aliases: NONE
Status: NFRAP

Site Name: EASTON UTILITIES COMM MUNI ELE
Address: 219 NORTH WASHINGTON S
EASTON, MD 21601
Aliases: NONE
Status: NFRAP

Site Name: EASTON UTILITIES COMM POWER PL
Address: AIRPORT INDUSTRIAL PARK
EASTON, MD 21601
Aliases: NONE
Status: NFRAP

Site Name: NOBLE MOTOR REBUILDERS
Address: N. AURORA ST
EASTON, MD 21601
Aliases: NONE
Status: NFRAP

COUNTY: WASHINGTON

Site Name: ANGSTROHM PRECISION INC.
Address: 1 PRECISION PLACE
HAGERSTOWN, MD 21742
Aliases: NONE
Status: NFRAP

Site Name: CENTRAL CHEMICAL (OFFICE)
Address: 49 N JONATHAN ST
HAGERSTOWN, MD 21740
Aliases: NONE
Status:

Site Name: CENTRAL CHEMICAL CORP (SITE)
Address: 705 MITCHELL AVE
HAGERSTOWN, MD 21742
Aliases: NONE
Status:

Site Name: CERTAIN TEED METALS
Address: INTRASTATE INDUSTRIAL PARK
WILLIAMSPORT, MD 21795
Aliases: NONE
Status: NFRAP

Site Name: CHEVRON CHEMICAL CO - WILLIAMSPORT
Address: ARTISAN AVE
WILLIAMSPORT, MD 21795
Aliases: NONE
Status: NFRAP

Site Name: CHEWSVILLE CO-OP
Address: MAIN ST
 CHEWSVILLE, MD 21721
Aliases: NONE
Status: NFRAP

Site Name: DANZER METAL WORKS CO
Address: 2000 YORK RD
 HAGERSTOWN, MD 21740
Aliases: NONE
Status: NFRAP

Site Name: FAIRCHILD REPUBLIC CO PLANT 11
Address: SHOWALTER RD
 HAGERSTOWN, MD 21740
Aliases: NONE
Status:

Site Name: FRANKLIN SPICKLER PROPERTY SITE
Address: GREENCASTLE PIKE
 MAUGANSVILLE, MD 21740
Aliases: NONE
Status: NFRAP

Site Name: GENUINE PARTS CO - RAYLOCK DIV.
Address: 100 RAYLOCK DR
 HANCOCK, MD 21750
Aliases: NONE
Status: NFRAP

Site Name: HAGERSTOWN - AMERICAN LIGHT & HEAT CO
Address: SYCAMORE ST / SPRUCE ST.?
 HAGERSTOWN, MD 21740
Aliases: NONE
Status:

Site Name: HAGERSTOWN LIGHT & HEAT CO
Address: SOUTH LOCUST ST
 HAGERSTOWN, MD 21740
Aliases: NONE
Status: NFRAP

Site Name: HAGERSTOWN LIGHT & HEAT CO (see MD-194)
Address: WEST WASHINGTON ST
 HAGERSTOWN, MD 21740
Aliases: NONE
Status: NFRAP

Site Name: HAGERSTOWN-BROADFORDING ROAD
Address: CEARFOSS & BROADFORDING RD
 HAGERSTOWN, MD 21740
Aliases: NONE

Status: NFRAP

Site Name: KOPPERS CO HAGERSTOWN PLT

Address: 100 CLAIR ST
HAGERSTOWN, MD 21740

Aliases: NONE

Status: NFRAP

Site Name: MACK TRUCKS INC

Address: 1999 PENNSYLVANIA AVE
HAGERSTOWN, MD 21740

Aliases: NONE

Status: NFRAP

Site Name: MAGNUS CO INC

Address: ELIZABETH ST
HAGERSTOWN, MD 21740

Aliases: NONE

Status: NFRAP

Site Name: NEWELL ENTERPRISES INC.

Address: LESLIE RD
HAGERSTOWN, MD 21740

Aliases: NONE

Status: NFRAP

Site Name: RUST-O- LEUM CORPORATION

Address: INTERSTATE INDUSTRIAL PAR
WILLIAMSPORT, MD 21795

Aliases: NONE

Status: NFRAP

Site Name: SUN CHEMICAL CORP GPI DIV

Address: INDUSTRIAL LN
WILLIAMSPORT, MD 21795

Aliases: NONE

Status: NFRAP

Site Name: W.D. BYRON & SONS INC.

Address: FENTON AVE
WILLIAMSPORT, MD 21795

Aliases: NONE

Status: NFRAP

Site Name: WEST MANUFACTURING COMPANY

Address: 910 ELDRIDGE DR
HAGERSTOWN, MD 21740

Aliases: NONE

Status: NFRAP

COUNTY: WICOMICO

Site Name: ADAMS CO AND SON INC

Address: NORTHWOOD DR & ARLINGTON RD
 SALISBURY, MD 21801
Aliases: NONE
Status: NFRAP

Site Name: ATLANTIC WOOD INDUSTRIES
Address: OLD EDEN RD
 FRUITLAND, MD 21826
Aliases: NONE
Status: NFRAP

Site Name: BLACKWATER SOLID WASTE TRANSFER STATION
Address: WALLER RD
 SALISBURY, MD 21801
Aliases: NONE
Status: NFRAP

Site Name: CHESAPEAKE SHIPBUILDERS,INC.
Address: 710 FITZWATER ST
 SALISBURY, MD 21801
Aliases: NONE
Status: NFRAP

Site Name: CHEVRON CHEM CO - SALISBURY
Address: 125 BATEMAN RD
 SALISBURY, MD 21801
Aliases: NONE
Status: NFRAP

Site Name: DRESSER INDUSTRIES
Address: 124 WEST COLLEGE AVE
 SALISBURY, MD 21801
Aliases: NONE
Status: NFRAP

Site Name: GRIGCO WASTE OIL RECYCLING INC
Address: WATER ST
 SHARPTOWN, MD 21861
Aliases: NONE
Status: NFRAP

Site Name: KOPPERS CO SALISBURY
Address: QUANTICO RD
 SALISBURY, MD 21801
Aliases: NONE
Status:

Site Name: LONG-LIFE TREATED WOOD INC
Address: OLD RAILRD RD
 HEBRON, MD 21830
Aliases: NONE
Status: NFRAP

Site Name: RIVER HARBOR DEVELOPMENT
Address: RIVER HARBOR DR EXTENDED
SALISBURY, MD 21801
Aliases: NONE
Status: NFRAP

Site Name: SALISBURY MARKETING INC
Address: N SALISBURY BLVD & BRIDGEVIEW
SALISBURY, MD 21801
Aliases: NONE
Status: NFRAP

Site Name: SALISBURY TOWN GAS
Address: 520 COMMERCE ST
SALISBURY, MD 21801
Aliases: NONE
Status: NFRAP

COUNTY: WORCESTER

Site Name: BERLIN LANDFILL
Address: HONEYSUCKLE RD
BERLIN, MD 21811
Aliases: NONE
Status: NFRAP

Site Name: BISHOP PROCESSING CO
Address: OLD STAGE RD
BISHOP, MD 21813
Aliases: NONE
Status: NFRAP

Site Name: CHESAPEAKE WOOD TREATING CORP
Address: POCOMOKE
POCOMOKE CITY, MD 21851
Aliases: NONE
Status: NFRAP

Site Name: WEST OCEAN CITY LANDFILL
Address: LEWIS RD
OCEAN CITY, MD 21811
Aliases: NONE
Status:

**LAND RESTORATION PROGRAM
FORMERLY INVESTIGATED SITES
LIST**

These sites have been investigated by the United States Environmental Protection Agency and the Maryland Department of the Environment and determined not to require further action based on the information available to the agencies at the time of review.

**Maryland Department of the Environment
Formerly Investigated Site List
July 2007**

COUNTY: ALLEGANY

Site Name: AETNA LUMBER
Address: MC MULLEN HWY
LOWNDES, MD 21502

Aliases: NONE

Status (FIS): Yes

Site Name: LAVALE WAREHOUSE FIRE
Address: 1210 NATIONAL HWY
LAVALE, MD 21502

Aliases: NONE

Status (FIS): Yes

Site Name: PRECISE METALS AND PLASTICS, INC
Address: DAY RD
CUMBERLAND, MD 21502

Aliases: NONE

Status (FIS): Yes

Site Name: WILLISON OIL COMPANY
Address: BALTIMORE PIKE
CRESAPTOWN, MD 21502

Aliases: NONE

Status (FIS): Yes

COUNTY: ANNE ARUNDEL

Site Name: A. S. PEARMON
Address: 1270 HARDY RD
ARNOLD, MD 21012

Aliases: NONE

Status (FIS): Yes

Site Name: ANNAPOLIS PLT
Address: CALVERT & ST JOHN STS
ANNAPOLIS, MD 21401

Aliases: NONE

Status (FIS): Yes

Site Name: CHERRY PIT DRUM SITE B
Address: 701 PITTMAN ROAD - SITE B
BALTIMORE, MD 21226

Aliases: NONE

Status (FIS): Yes

Site Name: DAVID TAYLOR/ANNAPOLIS-CONTROL
Address: 640A BRDNECK RD
ANNAPOLIS, MD 21401

Aliases: NONE

Status (FIS): Yes

Site Name: DAVIDSONVILLE-CONTROL
Address: QUEEN ANNE BRIDGE RD & WAYSON
DAVIDSONVILLE, MD 21035
Aliases: NONE
Status (FIS): Yes

Site Name: DAVIDSONVILLE-LAUNCH
Address: 3737 ELMER F HAGNER LN
DAVIDSONVILLE, MD 21035
Aliases: NONE
Status (FIS): Yes

Site Name: DIAMOND SHAMROCK CORP CHEMETALS DIV
Address: 711 PITTMAN RD
BALTIMORE, MD 21226
Aliases: NONE
Status (FIS): Yes

Site Name: EPA CENTRAL REGIONAL LABORATORY
Address: 839 BESTGATE RD
ANNAPOLIS, MD 21401
Aliases: NONE
Status (FIS): Yes

Site Name: FRESH POND
Address: FOREST GLEN DR
JACOBSTOWN, MD 21122
Aliases: NONE
Status (FIS): Yes

Site Name: KOP-FLEX, INC
Address: 101 HARMANS RD
HARMONS, MD 21077
Aliases: NONE
Status (FIS): Yes

Site Name: MID-ATLANTIC WOOD PRESERVERS
Address: P O BOX 58 SHIPLEY AVE
HARMANS, MD 21077
Aliases: NONE
Status (FIS): Yes

Site Name: MIDDLETOWN ROAD DUMP SITE
Address: MIDDLETOWN RD
ANNAPOLIS, MD 21401
Aliases: NONE
Status (FIS): Yes

Site Name: NEVAMAR CORP
Address: 8339 TELEGRAPH RD
ODENTON, MD 21113
Aliases: NONE

Status (FIS): Yes

Site Name: PUBLISHERS PRINTING SERVICE INC.

Address: 10650 RIGGS HILL RD
JESSUP, MD 20794

Aliases: NONE

Status (FIS): Yes

Site Name: SNOW HILL LANE SITE

Address: SNOW HILL LN & CEDAR HILL LN
BROOKLYN, MD 21225

Aliases: NONE

Status (FIS): Yes

COUNTY: BALTIMORE

Site Name: BACK RIVER

Address: BEACHWOOD AVE AT PORTER POINT
ESSEX, MD 21221

Aliases: NONE

Status (FIS): Yes

Site Name: BATAVIA LANDFILL

Address: 619 BATAVIA FARM RD
ROSEDALE, MD 21237

Aliases: NONE

Status (FIS): Yes

Site Name: BAUSCH & LOMB, DIECRAFT

Address: 14600 YORK RD
SPARKS, MD 21152

Aliases: NONE

Status (FIS): Yes

Site Name: FOUR CORNERS (JACKSONVILLE)

Address: JARRETSVILE PK & SWEET AIR RD
JACKSONVILLE, MD 21131

Aliases: NONE

Status (FIS): Yes

Site Name: J & L INDUSTRIES INC

Address: 6923 EBENEZER RD
CHASE, MD 21220

Aliases: NONE

Status (FIS): Yes

Site Name: KOPPERS CO- GLEN ARM

Address: GLEN ARM RD
GLEN ARM, MD 21087

Aliases: NONE

Status (FIS): Yes

Site Name: LEO J. MCCOURT DUMP

Address: MORSE RD
SPARROWS POINT, MD 21219

Aliases: NONE

Status (FIS): Yes

Site Name: MARYVALE PREPARATORY SCHOOL

Address: 11300 FALLS RD
BROOKLANDVILLE, MD 21093

Aliases: NONE

Status (FIS): Yes

Site Name: METALS & RESIDUES PROCESSING

Address: 4400 MILFORD MILL RD
PIKESVILLE, MD 21208

Aliases: NONE

Status (FIS): Yes

Site Name: METALS & RESIDUES PROCESSING

Address: 10107 MARBLE CT
COCKEYSVILLE, MD 21030

Aliases: NONE

Status (FIS): Yes

Site Name: NATIONAL CIRCUIT INC-TIMONIUM PROPERTY

Address: 108 TIMONIUM RD
TIMONIUM, MD 21093

Aliases: NONE

Status (FIS): Yes

Site Name: NATIONAL CIRCUITS INC-PIKESVILLE PROPERTY

Address: PARK CIR
TOWSON, MD 21286

Aliases: NONE

Status (FIS): Yes

Site Name: REISTERS PROPERTY

Address: JUNCTION MD RTS 30 & 140
REISTERSTOWN, MD 21136

Aliases: NONE

Status (FIS): Yes

Site Name: RELAY MUD SLIDE

Address: WOODLAND & VIADUCT AVES
RELAY, MD 21227

Aliases: NONE

Status (FIS): Yes

Site Name: SAFETY KLEEN CORP-CATONSVILLE

Address: 1012-1/2 LESLIE AVE
CATONSVILLE, MD 21228

Aliases: NONE

Status (FIS): Yes

Site Name: SMUCK DUMP

Address: HOLLINS FERRY RD
HALETHORPE, MD 21227

Aliases: NONE

Status (FIS): Yes

Site Name: SPARROWS POINT PATAPSCO RIVER

Address: PATAPSCO RIVER
BALTIMORE, MD 21226

Aliases: NONE

Status (FIS): Yes

Site Name: SUN CHEMICAL CORP-GPI DIV

Address: 42 GWYNNNS MILL CT
OWINGS MILLS, MD 21117

Aliases: NONE

Status (FIS): Yes

Site Name: THOMPSON STEEL COMPANY INC

Address: NORTH POINT BLVD
SPARROWS POINT, MD 21219

Aliases: NONE

Status (FIS): Yes

COUNTY: BALTIMORE CITY

Site Name: 4TH GAS HOUSE (Same as MD-159)

Address: LANCASTER AND PATAPSCO STS
BALTIMORE, MD 21224

Aliases: NONE

Status (FIS): Yes

Site Name: AINSWORTH PAINT MFG SITE

Address: 3200 BIDDLE ST
BALTIMORE, MD 21231

Aliases: NONE

Status (FIS): Yes

Site Name: AMERICAN NATIONAL CAN CO

Address: BOSTON & HUDSON ST
BALTIMORE, MD 21224

Aliases: NONE

Status (FIS): Yes

Site Name: AMERICAN SHOT & LEAD CO

Address: FAYETTE, PITT & FRONT STS
BALTIMORE, MD 21202

Aliases: NONE

Status (FIS): Yes

Site Name: AMOCO OIL CO

Address: 3901 ASIATIC AVE
BALTIMORE, MD 21226

Aliases: NONE

Status (FIS): Yes

Site Name: ARMCO BALTIMORE WKS

Address: 3501 E BIDDLE ST
BALTIMORE, MD 21213

Aliases: NONE
Status (FIS): Yes

Site Name: BALTIMORE IRON & METAL
Address: PIER 11, PATAPSCO RIVER E NEWGATE
 BALTIMORE, MD 21224
Aliases: NONE
Status (FIS): Yes

Site Name: BIOCHEM
Address: 3901 ASIATIC AVE
 BALTIMORE, MD 21226
Aliases: NONE
Status (FIS): Yes

Site Name: BIOCHEM MANAGEMENT INC
Address: 1917 BENHILL AVE
 BALTIMORE, MD 21226
Aliases: NONE
Status (FIS): Yes

Site Name: BOARMAN, JW CO, INC
Address: 2821-23 FOSTER AVE
 BALTIMORE, MD 21224
Aliases: NONE
Status (FIS): Yes

Site Name: BRUNING PAINT CO
Address: 601 S HAVEN ST
 BALTIMORE, MD 21224
Aliases: NONE
Status (FIS): Yes

Site Name: CAPITAL ASSAY LABS SITE
Address: 2901 WHITTINGTON AVE
 BALTIMORE, MD 21230
Aliases: NONE
Status (FIS): Yes

Site Name: CHEVRON USA/ BALTIMORE REFINERY
Address: 1955 CHESAPEAKE AVE
 BALTIMORE, MD 21226
Aliases: NONE
Status (FIS): Yes

Site Name: CONOCO INC BALTIMORE TERM
Address: 3410 FAIRFIELD RD
 BALTIMORE, MD 21226
Aliases: NONE
Status (FIS): Yes

Site Name: CONTINENTAL CAN CO.- USA PLANT #16
Address: 3701 DUNCANWOOD LN
 BALTIMORE, MD 21213

Aliases: NONE
Status (FIS): Yes

Site Name: DYNASURF CHEMICAL CORP
Address: 1411 FLEET ST
BALTIMORE, MD 21231

Aliases: NONE
Status (FIS): Yes

Site Name: EAST FEDERAL STREET SITE
Address: EAST OF 3520 EAST FEDERAL ST
BALTIMORE, MD 21213

Aliases: NONE
Status (FIS): Yes

Site Name: EXXON CO USA
Address: 3801 BOSTON ST
BALTIMORE, MD 21224

Aliases: NONE
Status (FIS): Yes

Site Name: G & M TERMINAL
Address: 1549 WARWICK AVE
BALTIMORE, MD 21216

Aliases: NONE
Status (FIS): Yes

Site Name: KEY HIGHWAY SHIPYARD
Address: 1101 KEY HWY
BALTIMORE, MD 21230

Aliases: NONE
Status (FIS): Yes

Site Name: KOPPER CO INC - METAL PRODUCTS DIVISION
Address: 200 SCOTT ST
BALTIMORE, MD 21230

Aliases: NONE
Status (FIS): Yes

Site Name: KOPPERS CO BALTIMORE TREATING PLT LANDFILL
Address: CHILDS ST
BALTIMORE, MD 21226

Aliases: NONE
Status (FIS): Yes

Site Name: LOCOMOTIVE JUNKYARD
Address: NEAR 6000 CHEMICAL ROAD
BALTIMORE, MD 21226

Aliases: NONE
Status (FIS): Yes

Site Name: M-V SANTA CLARA I
Address: DUNDALK MARINE TERMINAL/SEA
DUNDALK, MD 21222

Aliases: NONE
Status (FIS): Yes

Site Name: MORGAN STATE UNIVERSITY SITE
Address: COLD SPRING LN & HILLEN RD
 BALTIMORE, MD 21239
Aliases: NONE
Status (FIS): Yes

Site Name: MRI CORPORATION
Address: 414 CHESAPEAKE AVE
 BALTIMORE, MD 21226
Aliases: NONE
Status (FIS): Yes

Site Name: NL INDUSTRIES INC-BALTIMORE METAL PLT
Address: 214 W HENRIETTA ST
 BALTIMORE, MD 21230
Aliases: NONE
Status (FIS): Yes

Site Name: NL INDUSTRIES INC-WHITE LEAD PLT
Address: 204 SPEARS WHARF
 BALTIMORE, MD 21202
Aliases: NONE
Status (FIS): Yes

Site Name: PLATING SITE
Address: 1009 W. BALTIMORE ST
 BALTIMORE, MD 21223
Aliases: NONE
Status (FIS): Yes

Site Name: PORT LIBERTY INDUSTRIAL PARK
Address: 1800 FRANKFURST AVE
 BALTIMORE, MD 21202
Aliases: NONE
Status (FIS): Yes

Site Name: ROBERT E. LEE PARK/LAKE ROLAND BRIDGE
Address: RAILROAD MARKER 387
 MT.WASHINGTON, MD 21212
Aliases: NONE
Status (FIS): Yes

Site Name: SMITH, F. BOWIE & SON INC
Address: 4500 E LOMBARD ST
 BALTIMORE, MD 21224
Aliases: NONE
Status (FIS): Yes

Site Name: SOUTHGATE INDUSTRIAL PARK
Address: 2147 WICOMICO ST
 BALTIMORE, MD 21230

Aliases: NONE
Status (FIS): Yes

Site Name: STRIEGAL SUPPLY & EQUIPMENT CO.
Address: 6001 CHEMICAL RD
BALTIMORE, MD 21226

Aliases: NONE
Status (FIS): Yes

Site Name: TANK BARGE #626
Address: PIER ONE / CLINTON ST
BALTIMORE, MD 21224

Aliases: NONE
Status (FIS): Yes

COUNTY: CAROLINE

Site Name: DAVES RELOADING & GUN REPAIR
Address: FLEETWOOD RD
DENTON, MD 21629

Aliases: NONE
Status (FIS): Yes

COUNTY: CARROLL

Site Name: 3M NATIONAL ADVER.-WESTMINSTER
Address: 1030 BALTIMORE BLVD
WESTMINSTER, MD 21157

Aliases: NONE
Status (FIS): Yes

Site Name: CATALYST RESEARCH
Address: 1125 POOLE RD
WESTMINSTER, MD 21157

Aliases: NONE
Status (FIS): Yes

Site Name: LANG'S JUNKYARD
Address: RT 30 - BETWEEN 232 & 242
HAMPSTEAD, MD 21074

Aliases: NONE
Status (FIS): Yes

Site Name: NORTH CARROLL SHOPPING PLAZA
Address: RT 30 & BRODBECK RD
HAMPSTEAD, MD 21074

Aliases: NONE
Status (FIS): Yes

Site Name: POWRMATIC INC
Address: INDUSTRIAL PARK DR
FINKSBURG, MD 21048

Aliases: NONE
Status (FIS): Yes

Site Name: SMALL LAB SITE

Address: 7606 PATAPSCO DR
SYKESVILLE, MD 21784
Aliases: NONE
Status (FIS): Yes

Site Name: WESTMINSTER PLANT
Address: GEORGE ST
WESTMINSTER, MD 21157
Aliases: NONE
Status (FIS): Yes

Site Name: WOLF HILL
Address: OFF OF RT 30
HAMPSTEAD, MD 21074
Aliases: NONE
Status (FIS): Yes

COUNTY: CECIL

Site Name: BIG ELK CHAPEL ROAD LANDFILL
Address: OFF BIG ELK CHAPEL RD
PROVIDENCE, MD 21921
Aliases: NONE
Status (FIS): Yes

Site Name: CECIL COUNTY LANDFILL
Address: OLD ELK NECK RD
ELKTON, MD 21901
Aliases: NONE
Status (FIS): Yes

Site Name: FIRESTONE PERRYVILLE PLANT
Address: FIRESTONE RD
PERRYVILLE, MD 21903
Aliases: NONE
Status (FIS): Yes

Site Name: HOG HILL LANDFILL
Address: PHILADELPHIA RD
NORTH EAST, MD 21921
Aliases: NONE
Status (FIS): Yes

Site Name: LOUISA LANE DUMPSITE
Address: LOUISA LN EXTENDED
CHARLESTOWN, MD 21914
Aliases: NONE
Status (FIS): Yes

Site Name: MALMO FARMS
Address: 1435 CAYOTS CORNER RD
CHESAPEAKE CITY, MD 21915
Aliases: NONE
Status (FIS): Yes

Site Name: NAVAL TRAINING CENTER BAINBRIDGE
Address: BAINBRIDGE RD
BAINBRIDGE, MD 21904
Aliases: NONE
Status (FIS): Yes

Site Name: OLD ELKTON DUMP
Address: JONES CHAPEL RD
ELKTON, MD 21921
Aliases: NONE
Status (FIS): Yes

Site Name: PRINCIPIO ROAD
Address: 551 PRINCIPIO RD
CRAIGTOWN, MD 21904
Aliases: NONE
Status (FIS): Yes

Site Name: REEVES SITE
Address: 400 MARLEY RD
ELKTON, MD 21921
Aliases: NONE
Status (FIS): Yes

Site Name: RMR
Address: 695 N BRIDGE ST
ELKTON, MD 21921
Aliases: NONE
Status (FIS): Yes

Site Name: STAUFFER CHEM CO
Address: BLUEBELL RD TRINCO IND COM
ELKTON, MD 21921
Aliases: NONE
Status (FIS): Yes

Site Name: STEMMERS RUN
Address: STEMMERS RUN RD
EARLESVILLE, MD 21919
Aliases: NONE
Status (FIS): Yes

COUNTY: CHARLES

Site Name: DEAD TREES IN A POND SITE
Address: 0.6 MILES PAST CORNER OF GLYM
PISGAH, MD 20640
Aliases: NONE
Status (FIS): Yes

Site Name: HUGHESVILLE TIRE SITE
Address: GALLANT GREEN RD
HUGHESVILLE, MD 20601
Aliases: NONE
Status (FIS): Yes

COUNTY: DORCHESTER

Site Name: CAMBRIDGE CY DISP PLT WWTP
Address: 1010 ROSELIN AVE
CAMBRIDGE, MD 21613
Aliases: NONE
Status (FIS): Yes

Site Name: CAMBRIDGE SITE
Address: 311 TRENTON
CAMBRIDGE, MD 21613
Aliases: NONE
Status (FIS): Yes

Site Name: CONTINENTAL CAN CO-USA PLANT 24
Address: RAILRD AVE
HURLOCK, MD 21643
Aliases: NONE
Status (FIS): Yes

Site Name: WESTERN PUBLISHING CO
Address: WOODS RD
CAMBRIDGE, MD 21613
Aliases: NONE
Status (FIS): Yes

COUNTY: FREDERICK

Site Name: ABRAMSON PROPERTY
Address: 9925 PINE TREE RD
WOODSBORO, MD 21798
Aliases: NONE
Status (FIS): Yes

Site Name: FREDERICK TOOL AND DIE CO INC
Address: 579 E.CHURCH ST
FREDERICK, MD 21701
Aliases: NONE
Status (FIS): Yes

Site Name: TRANS TECH / ADAMSTOWN SITE
Address: ADAMSTOWN RD
ADAMSTOWN, MD 21710
Aliases: NONE
Status (FIS): Yes

COUNTY: GARRETT

Site Name: BAUSCH & LOMB INC - OAKLAND PLANT
Address: RT 135
OAKLAND, MD 21550
Aliases: NONE
Status (FIS): Yes

Site Name: HARBISON WALKER REFRACTORIES-NEW SAVAGE
Address: RT 495
GRANTSVILLE, MD 21536

Aliases: NONE
Status (FIS): Yes

Site Name: UMBELL PROPERTY
Address: RT 42
FRIENDSVILLE, MD 21531

Aliases: NONE
Status (FIS): Yes

Site Name: WOOD PRODUCTS
Address: 8TH ST EXT
OAKLAND, MD 21550

Aliases: NONE
Status (FIS): Yes

COUNTY: HARFORD

Site Name: BATA SHOE (LATEX LAGOON)
Address: BELCAMP RD
BELCAMP, MD 21017

Aliases: NONE
Status (FIS): Yes

Site Name: BATA SHOE (MAIN PLANT AND LANDFILL)
Address: PULASKI HWY
BELCAMP, MD 21017

Aliases: NONE
Status (FIS): Yes

Site Name: MOORE PROPERTY LANDFILL
Address: BUSH RD
ABINGTON, MD 21009

Aliases: NONE
Status (FIS): Yes

Site Name: MOUNTAIN ROAD EMERGENCY RESPONSE
Address: MOUNTAIN RD & I-95
JOPPA-MAGNOLIA, MD 21040

Aliases: NONE
Status (FIS): Yes

COUNTY: HOWARD

Site Name: CHESAPEAKE FINISHED METALS INC
Address: 6754 SANTA BARBARA CT
BALTIMORE, MD 21227

Aliases: NONE
Status (FIS): Yes

Site Name: OLGA NELSON ENTERPRISES
Address: 7269 WASHINGTON BLVD
DORSEY, MD 21227

Aliases: NONE
Status (FIS): Yes

Site Name: SCOVITCH PROPERTY

Address: 9530 N WASHINGTON BLVD
LAUREL, MD 21227
Aliases: NONE
Status (FIS): Yes

Site Name: TATE ACCESS FLOORS INC
Address: 7510 MONTERIDEO RD
JESSUP, MD 20794
Aliases: NONE
Status (FIS): Yes

Site Name: WESTVACO CORPORATION
Address: 11101 JOHNS HOPKINS RD
LAUREL, MD 20707
Aliases: NONE
Status (FIS): Yes

COUNTY: KENT

Site Name: DUTCH FAMILY DELI OIL SPILL
Address: INTERSECTION RTS 301 & 291
MILLINGTON, MD 21651
Aliases: NONE
Status (FIS): Yes

COUNTY: MONTGOMERY

Site Name: MARYLAND WOOD PRESERVING CORP
Address: 235 DERWOOD CIR
ROCKVILLE, MD 20850
Aliases: NONE
Status (FIS): Yes

Site Name: MICRODYNE CORP
Address: 627 LOFERRAND LN
ROCKVILLE, MD 20850
Aliases: NONE
Status (FIS): Yes

Site Name: NORTH POTOMAC PCP
Address: 13801 TURKEY FOOT ROAD
NORTH POTOMAC, MD 20878
Aliases: NONE
Status (FIS): Yes

Site Name: PROTO CIRCUITS
Address: 14674 D SOUTLAWN LN
ROCKVILLE, MD 20850
Aliases: NONE
Status (FIS): Yes

Site Name: SILVER SPRINGS CUSTOM FURNITURE
Address: 8943 BROOKVILLE RD
SILVER SPRING, MD 20910
Aliases: NONE
Status (FIS): Yes

Site Name: VECTROL INC
Address: 1010 WESTMORE AVE
ROCKVILLE, MD 20850
Aliases: NONE
Status (FIS): Yes

Site Name: WATKINS JOHNSON COMPANY
Address: 700 QUINCE ORCHARD RD
GATHERSBURG, MD 20760
Aliases: NONE
Status (FIS): Yes

COUNTY: PRINCE GEORGE'S

Site Name: BEAVERDAM CREEK PCB
Address: 0.5 OFF KENILWORTH AVE
CHEVERLY, MD 20743
Aliases: NONE
Status (FIS): Yes

Site Name: BOWIE-BELAIR LANDFILL
Address: RT 3 & RT 450
BOWIE, MD 20715
Aliases: NONE
Status (FIS): Yes

Site Name: CAPITOL WIRE & FENCE
Address: 3334 KENILWORTH AVE
HYATTSVILLE, MD 20781
Aliases: NONE
Status (FIS): Yes

Site Name: CHELTENHAM BATTERY
Address: 10800 FRANK TIPPETT RD
CHELTENHAM, MD 20623
Aliases: NONE
Status (FIS): Yes

Site Name: CITY OF GREENBELT
Address: 555 CRESCENT RD
GREENBELT, MD 20770
Aliases: NONE
Status (FIS): Yes

Site Name: CLARK, J L MFG CO STONE INDUST
Address: 51ST AVE AND CREE LNE
COLLEGE PARK, MD 20740
Aliases: NONE
Status (FIS): Yes

Site Name: COLUMBIA PARK DRUM SITE
Address: GEORGE PALMER HWY & COLUMB
COLUMBIA PARK, MD 20785
Aliases: NONE
Status (FIS): Yes

Site Name: EVANS TRAIL DUMP SITE
Address: EVANS TRAIL
 CALVERTON, MD 20705
Aliases: NONE
Status (FIS): Yes

Site Name: HYATTSVILLE GAS & ELECTRIC
Address: 5022 RHODE ISLAND AVE
 EDMONSTON, MD 20781
Aliases: NONE
Status (FIS): Yes

Site Name: LONDON HILLS DEVELOPMENT
Address: END OF HIGHVIEW PLACE
 CAPITOL HEIGHTS, MD 20743
Aliases: NONE
Status (FIS): Yes

Site Name: PISCATAWAY WWTP
Address: RT 210 & FARMINGTON RD BOX 327
 ACCOKEEK, MD 20607
Aliases: NONE
Status (FIS): Yes

Site Name: ROGERS ELECTRIC
Address: 5720 COLUMBIA PARK
 CHEVERLY, MD 20785
Aliases: NONE
Status (FIS): Yes

Site Name: WINDSOR MANOR RD
Address: WINDSOR MANOR RD
 BRANDYWINE, MD 20613
Aliases: NONE
Status (FIS): Yes

COUNTY: SOMERSET

Site Name: SHERWIN WILLIAMS RUBBERSET DIV
Address: RT 413
 CRISFIELD, MD 21817
Aliases: NONE
Status (FIS): Yes

COUNTY: ST MARY'S

Site Name: CALIFORNIA DRUM SITE
Address: ST ANDREWS CHURCH RD
 CALIFORNIA, MD 20619
Aliases: NONE
Status (FIS): Yes

Site Name: SOUTHERN MARYLAND WOOD TREATING
Address: STATE RT 235
 HOLLYWOOD, MD 20636
Aliases: NONE

Status (FIS): Yes

Site Name: ST. MARY'S SALVAGE
Address: ST MARY'S INDUSTRIAL PARK
ST MARY'S, MD 20686

Aliases: NONE

Status (FIS): Yes

COUNTY: TALBOT

Site Name: EASTON GAS & LIGHT CO
Address: 1 S WEST ST
EASTON, MD 21601

Aliases: NONE

Status (FIS): Yes

Site Name: EASTON UTILITIES COMM MUNI ELE
Address: 219 NORTH WASHINGTON S
EASTON, MD 21601

Aliases: NONE

Status (FIS): Yes

Site Name: EASTON UTILITIES COMM POWER PL
Address: AIRPORT INDUSTRIAL PARK
EASTON, MD 21601

Aliases: NONE

Status (FIS): Yes

Site Name: NOBLE MOTOR REBUILDERS
Address: N. AURORA ST
EASTON, MD 21601

Aliases: NONE

Status (FIS): Yes

COUNTY: WASHINGTON

Site Name: CENTRAL CHEMICAL (OFFICE)
Address: 49 N JONATHAN ST
HAGERSTOWN, MD 21740

Aliases: NONE

Status (FIS): Yes

Site Name: CERTAIN TEED METALS
Address: INTRASTATE INDUSTRIAL PARK
WILLIAMSPORT, MD 21795

Aliases: NONE

Status (FIS): Yes

Site Name: CHEVRON CHEMICAL CO - WILLIAMSPORT
Address: ARTISAN AVE
WILLIAMSPORT, MD 21795

Aliases: NONE

Status (FIS): Yes

Site Name: CHEWSVILLE CO-OP
Address: MAIN ST

Aliases: CHEWSVILLE, MD 21721
Status (FIS): NONE
 Yes

Site Name: DANZER METAL WORKS CO
Address: 2000 YORK RD
 HAGERSTOWN, MD 21740
Aliases: NONE
Status (FIS): Yes

Site Name: FRANKLIN SPICKLER PROPERTY SITE
Address: GREENCASTLE PIKE
 MAUGANSVILLE, MD 21740
Aliases: NONE
Status (FIS): Yes

Site Name: RUST-O- LEUM CORPORATION
Address: INTERSTATE INDUSTRIAL PAR
 WILLIAMSPORT, MD 21795
Aliases: NONE
Status (FIS): Yes

Site Name: SUN CHEMICAL CORP GPI DIV
Address: INDUSTRIAL LN
 WILLIAMSPORT, MD 21795
Aliases: NONE
Status (FIS): Yes

Site Name: WEST MANUFACTURING COMPANY
Address: 910 ELDRIDGE DR
 HAGERSTOWN, MD 21740
Aliases: NONE
Status (FIS): Yes

COUNTY: WICOMICO

Site Name: BLACKWATER SOLID WASTE TRANSFER STATION
Address: WALLER RD
 SALISBURY, MD 21801
Aliases: NONE
Status (FIS): Yes

Site Name: CHEVRON CHEM CO - SALISBURY
Address: 125 BATEMAN RD
 SALISBURY, MD 21801
Aliases: NONE
Status (FIS): Yes

Site Name: GRIGCO WASTE OIL RECYCLING INC
Address: WATER ST
 SHARPTOWN, MD 21861
Aliases: NONE
Status (FIS): Yes

Site Name: RIVER HARBOR DEVELOPMENT

Address: RIVER HARBOR DR EXTENDED
SALISBURY, MD 21801

Aliases: NONE

Status (FIS): Yes

Site Name: SALISBURY MARKETING INC

Address: N SALISBURY BLVD & BRIDGEVIEW
SALISBURY, MD 21801

Aliases: NONE

Status (FIS): Yes

COUNTY: WORCESTER

Site Name: BISHOP PROCESSING CO

Address: OLD STAGE RD
BISHOP, MD 21813

Aliases: NONE

Status (FIS): Yes