



Maryland's Primary Prevention Law



Paula Montgomery

**Lead Outreach and Education Coordinator
Maryland Department of the Environment**

Lead Poisoning Prevention Week

Lead-Free Maryland Kids

October 22-28, 2017



Get Your Child Tested

- Talk to your doctor
- Contact your local health department



Get The Facts

- Lead based paint is still a problem
- Be aware of other sources of lead



Get Help

- Maryland has resources to help property owners
- Tenants have rights and legal protections



FOR HELP CALL: 1-866-703-3266



www.mde.maryland.gov/lead



MARYLAND
Department of Health

www.health.maryland.gov




www.dhcd.maryland.gov/residents



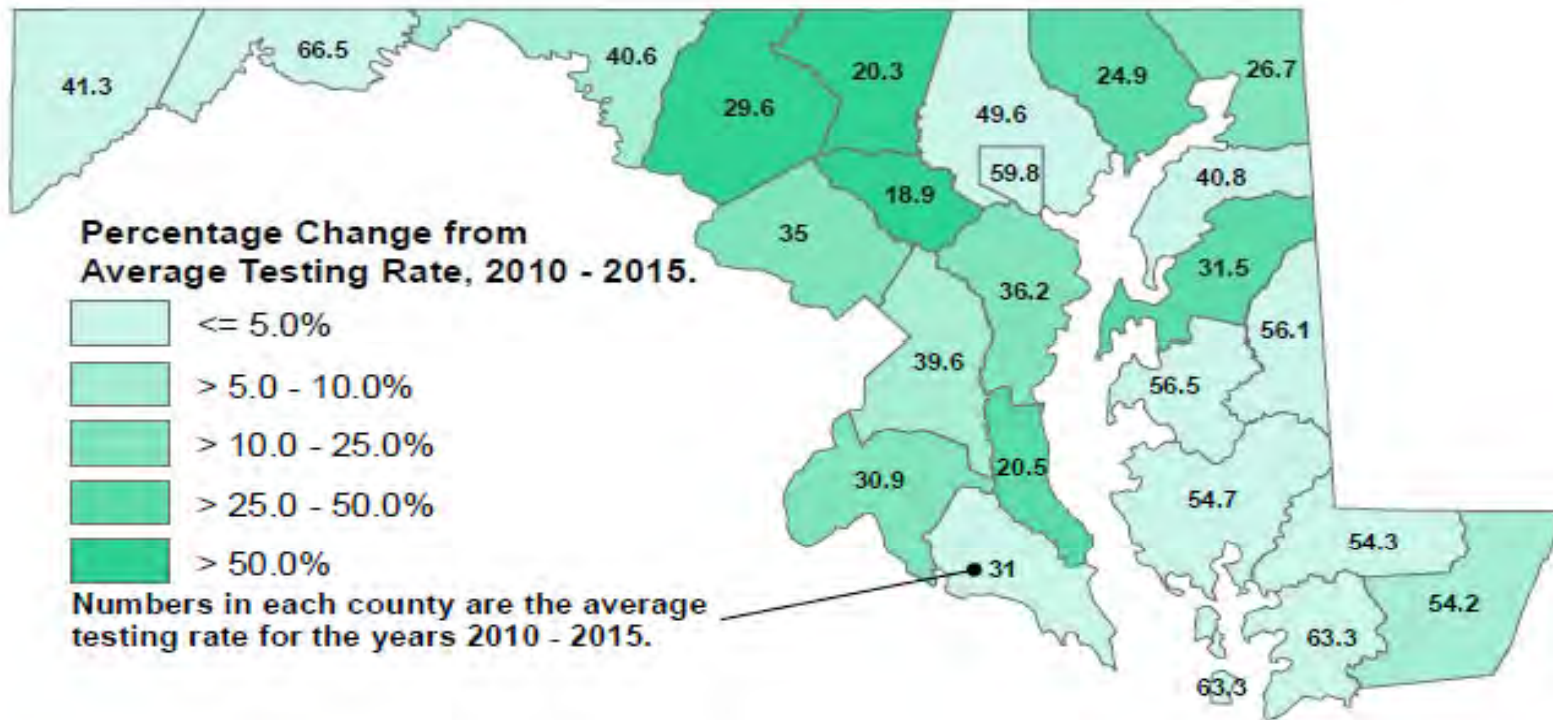
Universal Testing Of All 1 and 2 Year Olds

- **The Maryland Lead Testing Targeting Strategy of 2015 replaced the prior Lead Targeting Plan of 2004. The new strategy became effective on March 28, 2016.**
- **Under the new regulation, the entire State of Maryland is now declared “at risk” for lead exposure.**
- **The Strategy requires that all children in the State be tested at their 12 and 24 month visits, and anytime there is a suspicion of a possible lead exposure.**



LEAD TESTING RATES INCREASE 2016

Change in 2016 Maryland Blood Lead Testing Rates of One and Two Year Old Children by County, Compared with Average Rates of Blood Lead Testing from 2010 - 2015.





Lead Risk in Housing Act

Title 6, Subtitle 8 of the Environment Article





**Mandatory for all pre-1978 rental units in
including Federally owned or assisted
rental housing.**





Law Requirements

- Registration
- Educational Materials
- Meet Lead Risk Reduction





Owners Meeting Act Requirements Must

- Use Contractors and Inspectors accredited by MDE.
- Workers must be trained.
- Must use safe work practices, which are similar to federal standards.
- Contractors must be both EPA and MD accredited to perform work on pre-1978 residential rental properties.

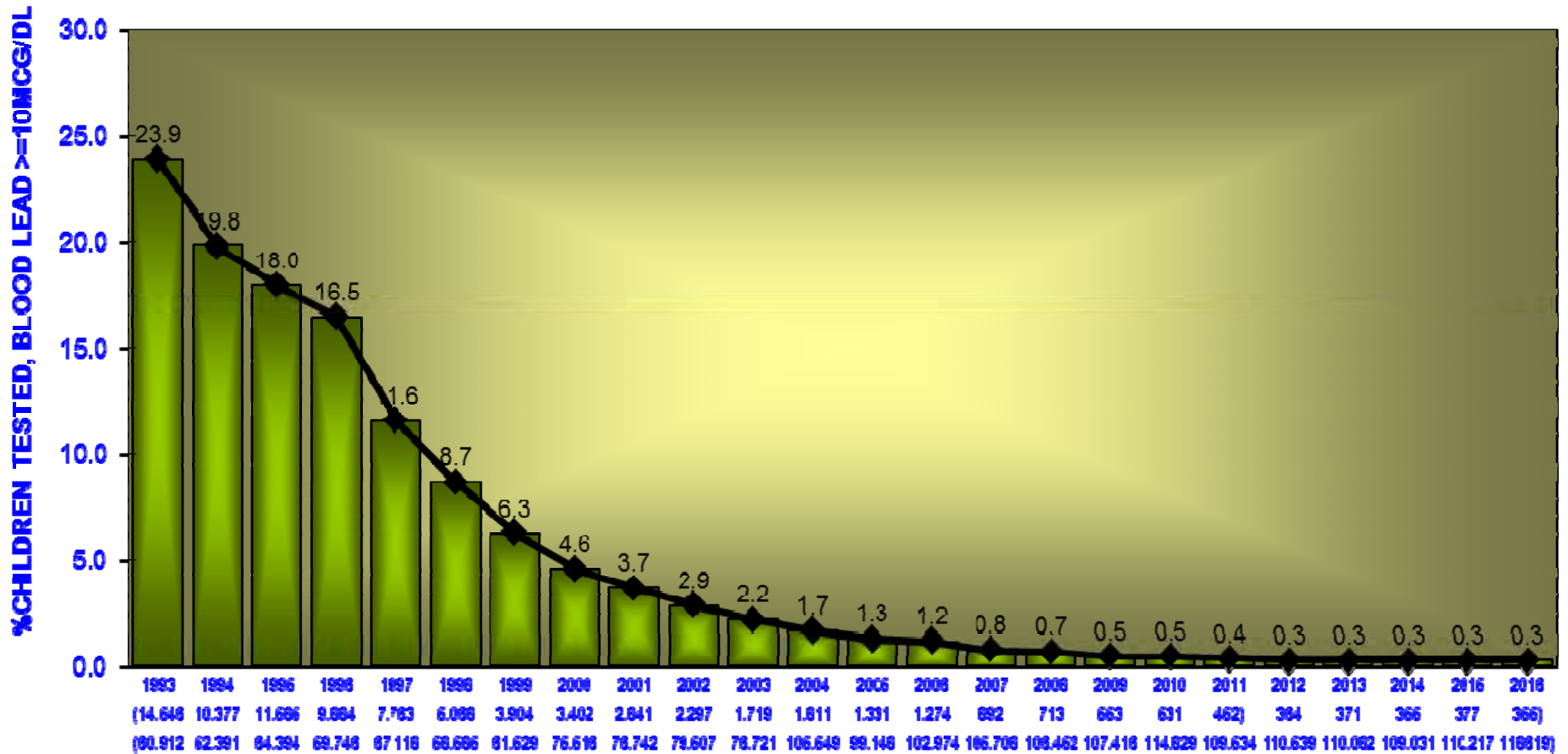




Exemptions From The Act

- A rental dwelling unit which has been certified to be free of lead paint (XRF readings below 0.7mg/cm² or paint chip samples below 0.5% by weight) can be exempted from annual registration fees and from further risk reduction requirements.
- Must be performed by a Maryland accredited Lead Paint Inspection Contractor who has been accredited by MDE to conduct lead paint surveys for meeting the Law's "Lead Free" standard.

MARYLAND DEPARTMENT OF THE ENVIRONMENT CHILDHOOD BLOOD LEAD SURVEILLANCE STATEWIDE 1993-2016



CALENDAR YEAR
(Number of Children with BLL ≥ 10 mcg/dl)
(Number of Children Tested)







Maryland
Department of
the Environment

2017 Lead Paint Inspector & Contractor Forum





MDE Lead Accreditation & Oversight Division (LAOD)

- Michelle Armiger, Chief of LAOD
- LAOD is one of two Divisions that Comprise the MDE Lead Poisoning Prevention Program (LPPP)
- LPPP also consists of:
 - The Lead Compliance Division - property owner compliance and poisoned children investigations



MDE Lead Accreditation & Oversight Division (LAOD)

-Lead Surveillance Section –
Medical Surveillance of affected
children and adults

- LPPP, as a whole, is part of MDE's Land and Materials Administration (LMA)



MDE Lead Accreditation & Oversight Division (LAOD)

WHAT WE DO (OVERALL):

Assist in preventing childhood lead poisoning, and protect at-risk individuals from lead exposure, by ensuring compliance with Maryland's Lead Laws, pertaining to lead accreditation, lead inspection and lead abatement requirements.





MDE Lead Accreditation & Oversight Division (LAOD)

WHAT WE DO (SPECIFICALLY):

- Manage Accreditation Program – Review, Process, and make approval determinations for Lead Accreditation Applications from prospective Lead Paint Inspectors, Inspection Contractors, Supervisors, Abatement Contractors & Training Providers
- Perform Audits of Accredited Training Provider Courses
- Perform Oversight Inspections and Audits of Accredited Lead Paint Inspectors, Inspection Contractors, Supervisors and Abatement Contractors



MDE Lead Accreditation & Oversight Division (LAOD)

WHAT WE DO (SPECIFICALLY):

- Manage, review, and audit lead inspection certificates (MDE Form 330) issued by accredited inspectors and inspection contractors.
- Review requests for new lead inspection certificates and distribution thereof



MDE Lead Accreditation & Oversight Division (LAOD)

WHAT WE DO (SPECIFICALLY):

- Provide compliance assistance services to the accredited community and other stakeholders
- Ensure compliance of the accredited community and other stakeholders
- Initiate enforcement actions for non-compliance issues – Invalid Certificate Letters, Warning Letters, Notice of Violation with Penalty, Complaint and Orders and Accreditation Suspensions and Revocations



MDE Lead Accreditation & Oversight Division (LAOD)

WHAT WE DO (SPECIFICALLY):

- Provide Outreach to Stakeholders – Inspector/Contractor Forums, Information Dissemination at Events, Partnering Initiatives with regulated community, EPA and municipalities



MDE Lead Accreditation & Oversight Division (LAOD)





2017 Lead Inspector & Contractor Forum

THANKS
for
ATTENDING



2017 Lead Inspector & Contractor Forum

**Michelle
Armiger, Chief
LAOD**

410-537-3825

**michelle.armiger
@maryland.gov**







Maryland
Department of
the Environment

Lead Paint Abatement Contractor's Responsibilities

Jason Yu

Section Head, Lead Oversight Section



Lead Paint Abatement Contractor's Responsibilities

- What is Abatement?
 - In Maryland, abatement is a set of measures designed to eliminate or reduce lead-based paint hazards in pre-1978 residential, public, commercial buildings, etc.
 - Any work that is performed so that a property can pass a lead inspection is considered abatement.
 - Abatement must be performed by MDE-accredited supervisors and/or trained workers.
 - Must follow lead safe work practices!!



Lead Paint Abatement Contractor's Responsibilities

So why should you care about doing it the
RIGHT way??



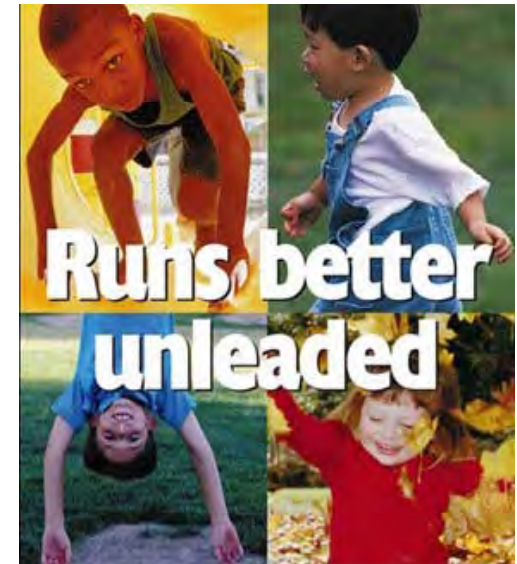
Because doing it the right way **MATTERS**.





Lead Paint Abatement Contractor's Responsibilities

- Reason #1: Disturbing lead-based paint creates lead hazards.
 - For the children living in the home and their families.
 - For children visiting the home.
 - For you and your workers.





Lead Paint Abatement Contractor's Responsibilities

- Study by Battelle Memorial Institute¹
 - Paint removal activities resulted in *average* lead dust loading of 42,900 $\mu\text{g}/\text{ft}^2$ on the floor.
 - Sanding, sawing, demolition, surface prep by workers resulted in airborne lead concentrations exceeding OSHA 8-hour TWA of 50 $\mu\text{g Pb}/\text{m}^3$.
- Case study by DE Jacobs, et al.²
 - Improper removal of exterior lead-based paint ($\approx 3,000 \text{ ft}^2$) via power sanding.
 - *Interior* dust lead levels ranged from 390 to 27,600 $\mu\text{g}/\text{ft}^2$ on floors and window sills.
 - 130,000 ppm in the bare soil where children play.
 - EBL for the three children and the family dog.
 - Decontamination cost \$195,000



Lead Paint Abatement Contractor's Responsibilities

- Study by Rabinowitz et al.³
 - Measured blood lead levels of 249 infants from birth to two years of age.
 - Blood lead level showed strong correlation with amount of lead in interior paint.
 - Renovation activity in homes with lead in interior paint associated with an average of 69% increase in the infant's blood lead level.

This is why it is so important to follow safe work practices – it matters.



Lead Paint Abatement Contractor's Responsibilities

- Reason #2: It's the law!
 - COMAR 26.16.01 - Accreditation and Training for Lead Paint Abatement Services.
 - COMAR 26.02.07 - Procedures for Abating Lead Containing Substances from Buildings.
 - 40 CFR Part 745 - Lead-Based Paint Poisoning Prevention in Certain Residential Structures.
 - 29 CFR Part 1926.62 - Lead in Construction Standard.



Lead Paint Abatement Contractor's Responsibilities

- Reason #3: Limit your liability.
 - Highly litigious environment.
 - By following safe work practices (and documenting it), chances of getting sued is minimized.
 - If you do clearance testing (required when performing permanent abatement), make sure to keep a record of the test results.





Lead Paint Abatement Contractor's Responsibilities

- So what is MDE's role in all this?
 - Ensure that the regulated community complies with applicable regulations.
 - By conducting periodic audits of lead abatement projects across Maryland.
 - By responding to complaints from the public.
 - By taking enforcement actions against responsible parties when appropriate.
 - By making referrals to outside agencies e.g. EPA, MOSH, local counties and cities.





Lead Paint Abatement Contractor's Responsibilities

**What are the top things MDE
inspectors look for at your lead
paint abatement project?**



Lead Paint Abatement Contractor's Responsibilities

- **Accreditation & Training**
 - Is there an MDE-accredited supervisor overseeing the project?
 - At least one supervisor at the project.
 - Are the workers trained?
 - All workers must take the Lead Abatement Worker 2-day Training.
 - Does everyone have a training ID or a current accreditation certificate onsite?



Lead Paint Abatement Contractor's Responsibilities

- Caution Sign

- At each work area, a caution sign must be posted immediately outside all entrances and exits to that area.
- In large **bold** lettering: “**Caution Lead Hazard, Keep Out**”
- For permanent abatement projects, posted three days before the project begins.





Lead Paint Abatement Contractor's Responsibilities

- **Containment**
 - Remove movable objects from the work area.
 - Cover all non-movable objects (e.g. radiators, appliances, kitchen cabinets, heavy furniture) with plastic sheeting.
 - Cover floors in the work area with plastic sheeting at least 4 mil thick.
 - Turn off HVAC and seal all vents in the work area.





Lead Paint Abatement Contractor's Responsibilities

- Proper abatement method
 - E.g. wet sanding, wet scraping
 - Less dust generated = less to cleanup.
 - Prohibited list:
 - Open flame burning
 - Dry sanding (unless equipped with HEPA vacuum)
 - Dry scraping
 - Uncontained hydro-blasting
 - Methylene chloride for interior use
 - Heat gun above 1,100°F





Lead Paint Abatement Contractor's Responsibilities

- Proper Cleanup
 - HEPA vacuum
 - Detergent washing
 - For permanent abatement: “HEPA sandwich”
 - HEPA → wet wash → HEPA
 - No dry sweeping!





Lead Paint Abatement Contractor's Responsibilities

- Clearance testing?
 - Required for permanent abatement (removal, replacement, enclosure of LBP).
 - Checks the quality of your cleaning and containment. Ensures the home is safe for occupancy.
 - Performed by an MDE-accredited lead paint inspector.
 - Dust wipe(s) collected from work area(s), to be analyzed by an accredited laboratory.
 - Dust level(s) must be below the regulatory limits.





Lead Paint Abatement Contractor's Responsibilities

- EPA's Renovation, Repair, and Painting (RRP) Rule (2008, amended in 2010 and 2011).
 - Covers renovation, repair, and painting work that disturbs paint in pre-1978 target housing or child-occupied facilities.
 - Companies must use certified renovators, who attends a one-day Renovator training that is good for five years. Four-hour refresher class
 - In many ways similar to the MDE Maintenance & Repainting Supervisor (2-day) training.
 - However, one does not satisfy the other.





Lead Paint Abatement Contractor's Responsibilities

- What does this mean for you?
 - In most situations, need to be both MDE-accredited and EPA-certified.
 - Exception: your company does permanent abatement only – need only MDE Removal & Demolition Supervisor (4-day) training.
 - Recommendation: If you are unsure if your company is subject to the RRP requirement, call the EPA at 1-800-424-LEAD





Lead Paint Abatement Contractor's Responsibilities

- Our pledge to you:
 - We pledge to answer any questions you may have regarding regulations and MDE policies.
 - Call us at 410-537-3825 and speak to the Inspector-on-Duty.
 - We pledge to “level the playing field,” by ramping up enforcement and taking actions against companies that cut corners.



References

1. Battelle. *Lead Exposure Associated with Renovation and Remodeling Activities: Summary Report (EPA 747-R-96-005)*. Rep. N.p.: n.p., 1997. Web. 22 Oct. 2017.
<<https://www.epa.gov/sites/production/files/documents/r96-005.pdf>>.
2. Jacobs, David E., Howard Mielke, and Nancy Pavur. "The High Cost of Improper Removal of Lead-Based Paint from Housing: A Case Report." *Environmental Health Perspectives* 111.2 (2013): 185-86. Web. 22 Oct. 2017.
<<https://www.ncbi.nlm.nih.gov/pmc/articles/PMC1241348/pdf/ehp0111-000185.pdf>>.
3. Rabinowitz, Michael, Alan Leviton, and David Bellinger. "Home Refinishing, Lead Paint, and Infant Blood Lead Levels." *American Journal of Public Health* 75.4 (1985): 403-04. Web. 23 Oct. 2017.
<<https://www.ncbi.nlm.nih.gov/pmc/articles/PMC1646251/pdf/amjph00280-0093.pdf>>.





Maryland
Department of
the Environment

Inspector Responsibilities & Compliance Assistance





Purpose



- Inspectors have a responsibility to all the children and vulnerable populations that live (or will live) in the homes you inspect. Being thorough and doing your job well can make the difference between a child being poisoned and not being poisoned. You can make a difference in the outcome.





Communicating with the Property Owner

- Explain the inspection process to the property owner before you go to inspect the property.
- Explain pricing and contract terms(i.e. services offered, refund policies etc.)
- Ask the property owner why they are getting the inspection at this time:
 - Child has an elevated blood level
 - Notice of Defect
 - Initially becoming a Landlord(Property owner) or Tenant Turnover
 - Response to an Enforcement violation or action (City or State)



Documentation

After the inspection the Inspector must give MDE:

- Completed Yellow copy of the Form 330(Inspection Certificate)
- A completed copy of Forms B/C/D/ E (which ever applies)
- Attach a copy of the lab analysis
- A completed copy of the diagram
- **A complete copy of the XRF testing report (only if requested)**

After the inspection the Inspector must give property owner:

- Completed White and Pink copies of the Form 330 (Inspection Certificate) and everything you give to MDE including XRF testing report



Documentation

- Inspection Certificates and Supporting Documentation is required to be mailed to P.O. Box 943, Jessup, MD 20794
- **Do not** forward inspection certificates to MDE Headquarters @1800 Washington Blvd unless you are specifically requested by someone from MDE.



Documentation

- Passing Inspection Certificates must be sent to MDE within **10** days of date of inspection (XRF) or receipt of the lab analysis (dust testing)
- Failing Inspection Certificates must be sent to MDE within **30** days of the initial inspection.



Inspection Issues

If there is defective paint observed:

- **Don't** ignore the area and figure it doesn't really matter
- **Don't** take dust samples and return a week or two later to do a visual review
- **Do** tell the owner what needs to be corrected
- **Do** tell the owner to use an accredited contractor



Examples Defective Paint





Closer up





Exterior Sash Behind Storm Window





Paint covering must be smooth and continuous



Oversight Inspections

- Ensures inspections are performed according to regulatory standards.
- Inspectors may be notified or it may be impromptu.
- MDE Inspectors make decisions based on observations and other evidence; we do not take sides with tenants, property owners, nor inspectors.
- When MDE requests documentation from you, please provide it promptly.



Communicating with MDE

- Inspectors must notify MDE of a scheduled inspection using **Inspection Notification Form** via email or fax.
- Advise when the inspection has been rescheduled.
- Issue a failing certificate if there is defective paint or if the dust wipe samples that are failing and has not **passed a re-inspection** w/in 30 days. The MDE expects a certificate – passing or failing.





Enforcement

**“Law without enforcement is
merely good advice”**

Abraham Lincoln



Enforcement

- Enforcement actions are taken if there has been a violation of a regulation or law
- Enforcement Actions come as Warning Letters, Demand Letters, Invalidation Certificate Letter, Notice of Violation (Penalties)
- Suspension and Revocations are passed in extreme or multiple violation cases.



Enforcement

Examples of violations:

- Issuing a passing certificate when Defective paint is present
- Not notifying MDE when you are conducting inspections (Repeatedly)
- Not sending in all pertinent documentation for inspection (Repeatedly)
- Not being properly accredited for the inspection you conduct (i.e. VI conducting a Lead Free Inspection)
- Inspecting property that you personally own
- Not sending inspection documentation to MDE in a timely fashion



Compliance Assistance

- MDE provides compliance assistance for all lead paint inspectors and inspection contractors in the State of MD.
- You can call, email or come to the office in person (**with appt.**) to receive compliance assistance.
- Oversight Inspectors are available by phone or email for assistance during the week.



Compliance Assistance

- Ask questions about an inspection
- Get clarity on a law or regulation
- Receive **advice about** conducting a particular inspection
- Receive assistance **completing** documentation







Maryland
Department of
the Environment

Lead Certificates & Supporting Documentation Requirements

Becky Singleton

MDE Section Head

Lead Accreditation & Inspector Oversight



Full vs. Modified Risk Reduction

- Why is this important?
- Which one is the right one?
- What is the difference?



This is where it all goes downhill.



Full vs. Modified Risk Reduction

Full Risk Reduction

- Required for:
 - Tenant Turnover
 - New Rental
- FRR is the lower (minimum) standard.

Modified Risk Reduction

- Required in response to:
 - Notice of Defect
 - Notice of Elevated Blood Lead Level
 - Abatement Order (Balt. City)
- MRR is the higher standard.



Full vs. Modified Risk Reduction

- Meet FRR Standards with:

- A visual review of all interior and exterior surfaces (for peeling, chipping and flaking paint).
- A dust wipe test.

- Forms: A, 330, C, Diagram, Labs

- Meet MRR Standards with:

- A visual review of all interior and exterior surfaces (for peeling, chipping and flaking paint).
- A dust wipe test.
- **Lead Risk Reduction Treatments**
- **Visual Inspection**

- Forms: A, **B, SSW**, 330, C, Diagram, Labs



Modified Risk Reduction

What are the risk reduction treatments?

1. Visual review of all ext. and int. painted surfaces.
2. Removal and repainting of chipping, peeling, or flaking paint (int./ext.).
3. Repair of structural defects that are causing paint to chip, peel or flake...
4. Repainting, replacing or encapsulating all interior lead-based paint or untested painted windowsills with vinyl, metal, or other material...



Modified Risk Reduction

5. Ensuring caps of vinyl, aluminum, or any other material...are installed in all window wells where lead-based paint or untested paint exists...
6. Except for a treated or replacement window that is free of lead-based paint on its friction surface, fixing the top sash, subject to federal, State, or local fire code standards, of all windows in place in order to eliminate the friction caused by the movement of the top sash.
7. Rehanging all doors (as necessary) in order to prevent the rubbing together of a lead-painted surface with another surface.



Modified Risk Reduction

8. Ensure that all kitchen and bathroom floors are overlaid with a smooth, water-resistant covering.
9. HEPA-vacuuming and washing with high phosphate detergent *or its equivalent*, as determined by the MDE, any area of the affected property where repairs were made.

This work must be performed by an accredited Maintenance & Repainting Supervisor or Removal & Demolition Supervisor.



Form - SSW (Supervisor's Statement of Work)

• Need to sign 2 copies for the owner and inspector.

• Indicate whether or not you supervised the treatment or only verified the treatment.



SUPERVISOR'S STATEMENT OF WORK (SSW)

555XXX
Inspection Certificate No. (to be completed by inspector)

Code of Maryland Regulations (COMAR) 26.16.02.03 states certification of a Visual Inspection shall not be issued without this statement signed by an accredited supervisor stating that all the lead hazard reduction treatments were performed, or still in effect, in accordance with the statute and applicable regulations. The lead supervisor/contractor is to create two originally signed Supervisor's Statement of Work forms. Those forms are to be given to the property owner to forward to the lead inspector. The inspector is to keep one and attach one of the statements to Form B or Form D for submittal to Maryland Department of the Environment.

Beginning on 12/01/2025 and ending 12/04/2025, the following lead hazard reduction treatments were performed or still in effect at 112 Main St. A Baltimore, 21202 Balt. City
Date: MM/DD/20YY Date: MM/DD/20YY Street Address Unit City Zip Code County
in accordance with the law (Environmental Article 6-819) and the regulatory requirements of COMAR 26.16.05.08 and 26.16.01.11:

The supervisor should check all boxes in the columns below that apply as it relates to each treatment.

Treatment Type	Supervised the performance of this treatment.	Verified that the treatment is still in effect.
Removed and repainted any chipping, peeling or flaking paint on interior and exterior surfaces.	✓	
Repaired any structural defects that could cause paint to chip, peel or flake.		✓
Repainted, replaced or encapsulated all interior window sills where lead based paint or untested paint exists per COMAR 26.16.05.08	✓	
All untested window wells where lead based paint or untested paint exists are capped, with vinyl, aluminum, or other MDE approved material, in order to make them smooth and cleanable.	N/A	
Fixed the top sash of untreated or non-replacement windows to eliminate friction. (Subject to Federal, State and Local Codes.)	✓	
Re-hung all doors to prevent the rubbing together of a lead-painted surface with another surface.	✓	
All kitchen and bathroom floors are overlaid with smooth, water resistant covering.		✓
The unit is free of visible dust, debris or residue; and HEPA-vacuuming and detergent washing have been done in rooms where repairs were made.	✓	

Bob's Abatement, LLC
Accredited Residential, Commercial, and Public Building Contractor's Name (print)
68686 01/18/18
Accreditation No. and Accreditation Expiration Date
Robert Bob
59555 09/01/18
Accredited Supervisor's Name (print) Accreditation No. and Accreditation Expiration Date
Robert Bob 11/01/17
Accredited Supervisor's Signature and Date (original signature on all copies)



Form B – Visual Inspection

MARYLAND DEPARTMENT OF THE ENVIRONMENT

Land Management Administration • Lead Poisoning Prevention Compliance & Accreditation Division
 1800 Washington Blvd. • Suite 630 • Baltimore Maryland 21230
 (410) 537-3825 • 1-800-633-6101 x3825 • www.mde.state.md.us

FORM B – VISUAL INSPECTION (For Modified Risk Reduction)

Effective January 1, 2012 Forms B & C must be submitted with the Inspection Certificate (Form 330) for meeting the Modified Risk Reduction Standard. The lead inspector is to submit a copy of the Form 330, a Form B with original signed Supervisor's Statement of Work, and Form C with diagram and laboratory results, to Maryland Department of the Environment WITHIN 10 CALENDAR DAYS following receipt of the laboratory analysis report. (COMAR 26.16.02.03). This form must be fully completed and accurate or the Inspection Certificate may be invalidated. (EA 6-8, COMAR 26.16.02.03 and COMAR 26.16.05.05).

MDE Tracking No.: 000158	Date of Inspection: MM/DD/20YY 11 / 09 / 2011	Inspection Certificate No.: 100001
Address of Property Inspected:		
Street Address: 101 Somewhere Street	Unit No.: 101	City: Baltimore
		Zip Code: 21230

In accordance with COMAR 26.16.02.03, certification of a Visual Inspection shall not be issued without a statement, Supervisor's Statement of Work (SSW), signed by an accredited supervisor stating that all the lead hazard reduction statement were performed, or are still in effect, in accordance with the statute and applicable regulations. **The Supervisor's Statement of Work (SSW), with original signature, is to be attached to this form.**

Supervisor's Accreditation No.: 55555	Accreditation Expiration Date: 11 / 11 / 2012
Supervisor's Name: Stanley Supersander	
Date of Supervisor's Statement of Work: (mm/dd/20yy) 11 / 01 / 2011	

PART II

Enter the total number of each component type within the unit/property.

WINDOWS	TOTAL NUMBER	WINDOW SILLS	TOTAL NUMBER
Lead Free / Replacement	8	Repainted	6
Non Lead Free	1	Replaced	3
Upper Sash Fixed	0	Enclosed / Wrapped	0
Windows with lead free friction surfaces	1	Encapsulated (MDE approved material)	0
Casement	0	WINDOW WELLS	
Other	0	Capped (as applicable)	1

MARYLAND DEPARTMENT OF THE ENVIRONMENT

Land Management Administration • Lead Poisoning Prevention Compliance & Accreditation Division
 1800 Washington Blvd. • Suite 630 • Baltimore Maryland 21230
 (410) 537-3825 • 1-800-633-6101 x3825 • www.mde.state.md.us

FORM B, PART III- Modified Risk Reduction Treatments

Confirm the following treatments have been completed satisfactorily, pursuant to COMAR 26.16.05 and Environmental Article 6-8.

	Satisfactory? (circle one in each row)
All interior and exterior surfaces are free of chipping, peeling or flaking paint.	Yes / No
The Dwelling unit is free of structural defects that could cause paint to chip, peel or flake.	Yes / No
All interior window sills where lead based paint or untested paint exists have been repainted, replaced or encapsulated. (Attach XRF results for tested sills.)	Yes / No
All untested window wells where lead based paint or untested paint exists are capped, with vinyl, aluminum, or other MDE approved material, in order to make them smooth and cleanable.	Yes / No
Top sash of untreated or non-replacement windows have been fixed to eliminate friction. (Subject to Federal, State and Local Codes.)	Yes / No
Doors have been re-hung to prevent the rubbing together of a lead-painted surface with another surface.	Yes / No
All kitchen and bathroom floors are overlaid with smooth, water resistant covering.	Yes / No
The unit is free of visible dust, debris or residue. HEPA-vacuuming and detergent washing have been done in rooms where repairs were made.	Yes / No

Comments:

Local fire codes prohibit fixing top sash in place.

Accredited Inspection Contractor's Name: (print) Plumbee's	Accreditation No.: 53585	Accreditation Expiration Date: 04/11/2012
Accredited Inspector's Name: (print) Bob Plumbee	Accreditation No.: 53586	Accreditation Expiration Date: 04/11/2012
Accredited inspector's Signature: Bob Plumbee	Date: (MM / DD / 20YY) 11 / 09 / 2011	



Full vs. Modified Risk Reduction

- If the MMR inspection was not completed properly from the beginning...



...for you and the property owner.



Form A - Disclaimer

**Every
Certificate
gets the
Disclaimer!!!**

MARYLAND DEPARTMENT OF THE ENVIRONMENT

Land and Materials Administration • Lead Poisoning Prevention Program
1800 Washington Boulevard • Suite 630 • Baltimore Maryland 21230-1719
410-537-3825 • 800-633-6101 x3825 • www.mde.state.md.us/lead

FORM A- INSPECTION CERTIFICATE DISCLAIMERS

This disclaimer is to be distributed to the property owner by the inspection contractor upon issuance of any Lead Paint Certificate. DO NOT SEND THIS FORM TO MDE.]

“RISK REDUCTION DISCLAIMER”

Meeting the Full or Modified Risk Reduction Standard pursuant to §6-815 or §6-819 of Annotate Code, Environment Article does NOT mean that the affected property is lead-free or lead-safe. This inspection standard is to be repeated dependant on certain triggering events.

“EXPIRATION DISCLAIMER”

Any inspection certificate issued as limited or provisional shall expire automatically upon the occurrence of any event which, under Maryland law, requires the re-inspection or re-certification of the subject property unless such re-inspection or re-certification occurs prior to that expiration date.

The “EXPIRATION DISCLAIMER” applies to:

- 1) Any LEAD FREE CERTIFICATE ISSUED UNDER OPTION B (“LIMITED LEAD FREE”).

This means that the exterior was not tested for lead or did not pass the allowable limit for lead based paint in Maryland, but met the Lead Free standard on the interior allowed under the Annotated Code of Maryland, Environmental Article, §6-804 on the interior.

- 2) Any **Full or Modified Risk Reduction Certificate** issued using Method C or D **where the exterior is NOT Lead Free.**

This means that the exterior currently does not meet either risk reduction standard because it has chipping, peeling or flaking paint. A certificate may be issued under the provision for an exterior waiver is allowed under the Annotated Code of Maryland, Environmental Article. §6-815 (d) or §6-819(j). A re-inspection to clear that waiver must be performed on or before April 30th of that expiration year. If the re-inspection does not show satisfactory completion of the work required in order for the exterior to meet Department standards, the certificate will be considered to have expired as of the provisional date stated on the original certificate.

For more information, please visit the Lead Poisoning Prevention Program’s website at www.mde.state.md.us/lead and navigate to the Rental Owners page or call the Program at 410-537-3825.



Form 330 - Inspection Certificate

MARYLAND DEPARTMENT OF THE ENVIRONMENT 5555XXX

LEAD PAINT RISK REDUCTION (MDE FORM 330) INSPECTION CERTIFICATE NO. 0911111

MDE TRACKING NO. 0911111 MDE PROPERTY NO. (Include county code prefix.) 03 - 1200000001152 OWNER NAME Main Street Magic, LLC

Street Address 112 Main Street Unit No. 112:A City Baltimore Zip Code 21201 County Balt. City Property Construction Date 0000

The Maryland accredited lead inspector must mark an inspection category 1, 2, 3, or 5 and mark the appropriate inspection method. Only ONE category and method are to be marked. The following attachments are required to be submitted with the certificate: Form C, laboratory results, and diagrams for Full Risk Reduction, and Forms B and C, original signed copy of Supervisor's Statement of Work, laboratory results, and diagrams collected for Modified Risk Reduction, Form E for Lead Free, which shall include a \$10 per unit processing fee for each certificate. To be paid to: P.O. Box 943, Jessup, MD 20794. The certificate shall be signed by the inspector who performed the inspection. Inspection certificates and supporting documents must be submitted to MDE within 10 days following Lead Free and Lead Safe Inspections and within 10 days following the receipt of dust sample results for Full and Modified Risk Reduction Inspections. Copies of all inspection records shall be maintained for at least 5 years by lead inspection contractors. Maximum penalties will be pursued by MDE for any falsified documentation that is received by MDE. Indicate "0000" if Property Construction Date is unknown. Lead paint inspection contractors must mail inspection certificates and the supporting documentation for inspection certificates to: P.O. Box 943, Jessup, MD 20794.

INSPECTION CATEGORIES

<input type="checkbox"/> 1. Lead Free	<input checked="" type="checkbox"/> 2. Full Risk Reduction	<input type="checkbox"/> 3. Modified Risk Reduction	<input type="checkbox"/> 5. Lead Safe
Methods <input type="checkbox"/> A. One Time Only (Interior & Exterior) OR <input type="checkbox"/> B. Limited (Interior Lead Free Only) Passing Re-inspection required no later than: ____/____/____ ____ Number of Pre-1950 Lead Free Units ____ Number of Post-1949 Lead Free Units	Methods <input checked="" type="checkbox"/> A. Dust Inspection OR <input type="checkbox"/> D. Dust Inspection with Exterior Waiver Passing Re-inspection (Form D and Supervisor Statement of Work) required no later than 04/30/____ unless otherwise noted in local code. OR <input type="checkbox"/> E. Dust Inspection with Lead Free Exterior	Methods <input type="checkbox"/> B. Visual Inspection and Dust Inspection OR <input type="checkbox"/> C. Visual Inspection and Dust Inspection with Exterior Waiver Passing Re-inspection (Form D and Supervisor Statement of Work) required no later than 04/30/____ unless otherwise noted in local code. OR <input type="checkbox"/> D. Visual Inspection and Dust Inspection with Lead Free Exterior	Methods <input type="checkbox"/> A. Dust Inspection OR <input type="checkbox"/> B. Dust Inspection and Visual Inspection OR <input type="checkbox"/> C. Dust Inspection with Lead Free Exterior OR <input type="checkbox"/> D. Dust Inspection and Visual Inspection with Lead Free Exterior AND Verification that windows are lead free or have been treated so friction surfaces are lead free.

PASSED Based on the findings of the attached inspection report(s), I certify that the property/unit meets the certification criteria at this time. (circle property or unit)

FAILED Based on the findings of the attached inspection report(s), the property/unit fails to meet certification criteria at this time. (circle property or unit)

I certify that I inspected the above listed property/unit on 01/01/16 at 0115 a.m./p.m. under Title 6, Subtitle 8 of the Environment Article, Annotated Code of MD.

Inspector's Name Jane Doe Inspector's Signature Jane Doe Accreditation No. 9999 Accreditation Exp. Date 1/1/25 Inspection Contractor Name Does Lead Inspections Accreditation No. 9998 Accreditation Exp. Date 1/1/25

Common Errors



Form C – Visual Review / Dust Sample Collection & Analysis

FORM C- DUST INSPECTION
VISUAL REVIEW / DUST SAMPLE COLLECTION & ANALYSIS

The lead paint inspection contractor/inspector is to submit a copy of the Lead Paint Risk Reduction Inspection Certificate (Form 330), with this Form C which includes the diagram, a copy of the lab results to Maryland Department of the Environment and the property owner WITHIN 10 CALENDAR DAYS following the inspection. This form must be fully completed and accurate or the Inspection Certificate may be invalidated. (EA 6-8, COMAR 26.16.02 and 26.16.05)

MDE Tracking No.: 0551151	Date of Inspection: 01 / 01 / 2018	Inspection Certificate No.: 999888
------------------------------	---------------------------------------	---------------------------------------

Address of Property Inspected:			
Street Address: 112 Main Street	Unit No.: A	City: Hampstead	Zip Code: County/City: Carroll

Date of Lab Report: 01 / 03 / 2018	Date Lab Report was Received by Inspector: 01 / 04 / 2018
---------------------------------------	--

PART I – VISUAL REVIEW

Visually review all interior and exterior painted surfaces of unit for chipping, peeling, or flaking paint. If chipping, peeling, or flaking paint is found, corrections must be made before dust samples may be collected. Exterior corrections may be delayed if interior paint condition is satisfactory and an Exterior Waiver is approved.

Is Condition of Paint Satisfactory? <i>(circle one in each column)</i>	INTERIOR		EXTERIOR	
	Yes <input checked="" type="radio"/> No <input type="radio"/>	Yes <input type="radio"/> No <input checked="" type="radio"/>	Yes <input type="radio"/> No <input checked="" type="radio"/>	Yes <input type="radio"/> No <input checked="" type="radio"/>

Is an Exterior Waiver being used? *(circle one)* Yes / No

If Yes, this Certificate expires on: 04/30/2018. The property must pass re-inspection no later than this date or this inspection certificate will no longer be valid. Name of the approving agency or official for the Exterior Waiver: Carroll County. Form D with the Supervisor's Statement of Work form must be submitted to MDE and the property owner by the lead inspector.

PART II – DIAGRAM

On a separate sheet of paper, provide a diagram of the unit. The diagram is to include: the full site address, street(s) adjacent to the outside entry with the street name(s), location of the unit within a multi-unit property if applicable, window and doorway locations, assigned room numbers, and locations of where dust samples were taken. Show each room within the unit and number each. Your numbering system on your diagram is to match Part III of this form. Note locations of windows with a "W" and sampling locations with an "X". Attach the diagram to this form.

PART III – DUST COLLECTION & ANALYSIS

After collection of samples in a room, enter the total number of samples that were taken in that room. Attach additional copies of page 2 of this form if there are more rooms than can be accommodated on the back of this form. The "Meets Standard" column requires circling a Yes or No. Under Maryland law, the Lead Risk Reduction Standard for dust is: floors <40; window sills <250; window wells <400 µg/ft². A copy of the Laboratory Analysis Report must be attached to this form. The Result column, below, is for results/concentration of lead in micrograms per square foot (µg/ft²), not Total Lead (µg).

FORMC, PART III Continued

Inspection Certificate No.: 999888
Page No.: 2

Is this a retest of failed room(s)? <i>(circle one)</i>	Yes <input type="radio"/> No <input checked="" type="radio"/>
---	---

	SAMPLE No.	AREA (in inches)	RESULT µg/ft ²
* Field Blank	000T12	12 x 12	<10

*Field blank samples are required to be collected per the American Society for Testing and Materials (ASTM) International Standard E 1728 as of May 19, 2008. Field blanks only have to be collected at a minimum frequency of 5% (or 1 for every 20 field wipe samples collected). Therefore, completion or not of the Field Blank box may vary.

ROOM NO.:	Number of NON-Lead Free windows in room:	Number of Lead Free windows in room:	Total number of windows in room:
1	1	2	3

SURFACE	SAMPLE No.	AREA (in inches)	RESULT µg/ft ²	MEETS STANDARD
Floor	000T01	12 X 12	13	Yes / No
Sill				Yes / No
Well	000T02	2.5 X 30	400	Yes / No
Total Samples Collected in room:				

ROOM NO.:	Number of NON-Lead Free windows in room:	Number of Lead Free windows in room:	Total number of windows in room:
2	0	1	1

SURFACE	SAMPLE No.	AREA (in inches)	RESULT µg/ft ²	MEETS STANDARD
Floor				Yes / No
Sill	000T03	2-1/3 X 32-1/2	49	Yes / No
Well				Yes / No
Total Samples Collected in room:				

ROOM NO.:	Number of NON-Lead Free windows in room:	Number of Lead Free windows in room:	Total number of windows in room:

SURFACE	SAMPLE No.	AREA (in inches)	RESULT µg/ft ²	MEETS STANDARD
Floor				Yes / No
Sill				Yes / No
Well				Yes / No
Total Samples Collected in room:				

ROOM NO.:	Number of NON-Lead Free windows in room:	Number of Lead Free windows in room:	Total number of windows in room:

SURFACE	SAMPLE No.	AREA (in inches)	RESULT µg/ft ²	MEETS STANDARD
Floor				Yes / No
Sill				Yes / No
Well				Yes / No
Total Samples Collected in room:				

Accredited Inspector's Name: James Doe	Inspector's Accreditation No.: 55555	Date of Inspection: 01/01/2018
---	---	-----------------------------------



Form D – Re-inspection

Type of Re-inspection

- Exterior Waiver
 - Must have SSW
- Limited Lead Free
 - SSW only when defective paint is corrected
- Failed Dust Wipes
 - Attach Form C
 - Laboratory Report

FORM D – RE-INSPECTION				
THIS FORM AMENDS THE REFERENCED INSPECTION CERTIFICATE (Form 330)				
This form is only to be complete if this Re-Inspection has passed. Do NOT Submit a new Inspection Certificate.				
<u>055990</u>	<u>04 / 15 / 2018</u>	<u>999888</u>		
MDE Tracking No.	Date of Inspection (mm/dd/yyyy) <i>(as noted on Inspection Certificate)</i>	Inspection Certificate No.		
<u>112 Main Street</u>	<u>A</u>	<u>College Park</u>	<u>PG</u>	<u>20740</u>
Street Address of Site	Unit	City	County	Zip Code
Check ONE of the boxes below:				
<input type="checkbox"/> EXTERIOR WAIVER - This re-inspection was performed to clear the waiver for exterior components noted in the original inspection to meet lead hazard reduction requirements.				
In accordance with COMAR 26.16.02.03, the supervisor responsible for lead hazard reduction treatments must provide the Supervisor's Statement of Work form that states that the required treatments were performed in accordance with the law and applicable regulations. Attach the signed Supervisor's Statement of Work regarding treatments that were performed to correct exterior defects.				
Supervisor's Accreditation No. <u>55998</u> Date of Statement <u>05 / 01 / 2018</u>				
<input type="checkbox"/> LIMITED LEAD FREE CERTIFICATION - This re-inspection was performed following a required inspection for Limited Lead Free certification, as indicated on the original certificate. This re-inspection confirms that there currently is no chipping, peeling or flaking exterior paint. Attach the signed Supervisor's Statement of Work if defective paint was corrected.				
Recertification is required by the following date ____/____/____				
Supervisor's Accreditation No. _____ Date of Statement ____/____/____				
<input type="checkbox"/> TEST FOR LEAD DUST - This re-inspection was performed to retest rooms which failed to meet the lead dust standards under COMAR 26.16.02.03B or COMAR 26.16.02.04B. Attach Form C and laboratory results.				
I certify that on <u>04 / 15 / 2018</u> at <u>1 : 15</u> a.m./p.m., I re-inspected the property/unit listed on the inspection certificate referenced above. I further certify that the property/unit has satisfactorily passed my examination under the relevant provisions of Environment Article, Title 6, Subtitle 8, Annotated Code of Maryland.				
<u>Does Inspections, LLC</u>		<u>55999</u>	<u>07/11/2019</u>	
Accredited Inspection Contractor's Name (<i>print</i>)		Accreditation No. and Accreditation Expiration Date		
<u>Jane Doe</u>		<u>55998</u>	<u>09/10/2020</u>	
Accredited Inspector's Name (<i>print</i>)		Accreditation No. and Accreditation Expiration Date		
<u>JaneDoe</u>		<u>04/15/18</u>		
Accredited Inspector's Signature and Date (mm/dd/yyyy)				



Form E - Lead Free

Form E
has 3
Parts!!!

1. The
Summary
Report

FORM E- LEAD-FREE INSPECTION SUMMARY REPORT					
MDE TRACKING #: 0555999	CERTIFICATE #: 999888	INSPECTOR ACCRED #: 55999	INSPECTOR NAME (PRINTED): Robert Bob		
MDE PROPERTY #: 03-121214	SITE ADDRESS (INCLUDE: STREET NUMBER, NAME, TOWN, AND ZIP CODE): 112 Main St. Hampstead 21522	INSP. CONTRACTOR ACCRED #: 55988	INSP. CONTRACTOR NAME (PRINTED): Bob's Inspections		
<p><small>INSTRUCTIONS: It is the inspector's responsibility to ensure that this form is complete and correct. The inspector must secure Tracking # and Property # from MDE (if not known by the owner) prior to submitting. This form is to be submitted to MDE and property owner with the Inspection Certificate. Other attachment forms may apply. The owner is responsible for \$10.00 per unit Lead-Free processing fee. The inspector shall advise the owner of their responsibility in that regard and supply the property owner with the Fee Payment form. Please note, in accordance with COMAR 26.16.02.05M, the inspection contractor must maintain a full report of inspection results for five years after the issuance of the certificate.</small></p>					
<p>SECTION 1, Interior Surfaces:</p> <p>If <u>multiunit building or multibuilding complex</u> is being certified as Lead-Free under this certificate # then, the "Form E- Appendix" must be submitted.</p> <p>Total # of Units this Certificate Applies to: <u>50</u> Total# Units Surveyed: <u>200</u> Total Parcels: <u>1 of 3</u></p> <p>Total# of XRF Readings: <u>4,908</u> Total# of Inconclusive XRF Readings: <u>25</u> Total# of Paint Chip Samples Collected <u>10</u></p>					
<p>SECTION 2, Exterior Surfaces (Includes Common Areas): <u>CHECK ONE BOX ONLY:</u></p> <table style="width: 100%; border: none;"> <tr> <td style="width: 50%; border: 1px solid black; padding: 5px;"> <input type="checkbox"/> OPTION A (one time only): Exterior is Lead-Free, satisfactory result requires no further action. </td> <td style="width: 50%; border: 1px solid black; padding: 5px;"> <input type="checkbox"/> OPTION B (limited): Exterior is <u>not</u> Lead-Free but free of any chipping, peeling or flaking paint. Must be reinspected within two years on or before <u>05 / 01 / 2020</u> or the certificate is expired. </td> </tr> </table> <p>Total# of XRF Readings: <u>425</u> Total# of Inconclusive XRF Readings: <u>12</u> Total# Paint Chip Samples Collected: <u>5</u></p>				<input type="checkbox"/> OPTION A (one time only): Exterior is Lead-Free, satisfactory result requires no further action.	<input type="checkbox"/> OPTION B (limited): Exterior is <u>not</u> Lead-Free but free of any chipping, peeling or flaking paint. Must be reinspected within two years on or before <u>05 / 01 / 2020</u> or the certificate is expired.
<input type="checkbox"/> OPTION A (one time only): Exterior is Lead-Free, satisfactory result requires no further action.	<input type="checkbox"/> OPTION B (limited): Exterior is <u>not</u> Lead-Free but free of any chipping, peeling or flaking paint. Must be reinspected within two years on or before <u>05 / 01 / 2020</u> or the certificate is expired.				
<p>SECTION 3, Factory Applied Coatings on Metal Components: <u>CIRCLE ONE:</u> YES NO</p> <p><u>Robert Bob</u> <u>05 / 01 / 2018</u></p> <p>Inspector's Signature Date Certified Lead-Free: Month(00) / Date(00) / Year(0000)</p>					



Form F – Inspection Update

- Used to correct inspection certificates and forms.
- Remember Form F for FIX!

FORM F – INSPECTION UPDATE
To be used only to CORRECT information previously submitted. This form must ALWAYS reference the inspection certificate number and must contain an MDE owner number to be acceptable.

0555999	999888	05_01_2018	0555999	
MDE OWNER #	Inspection Certificate #	Date of Inspection	Inspector #	Case # (If Applicable)
112 Main Street, Unit B		Baltimore	MD	21230
Property Address		City	State	Zip

County

Check all areas to be corrected:

<input type="checkbox"/> The inspection company's accreditation number is incorrect/omitted on the inspection certificate.	<input type="checkbox"/> Supervisor's statement not submitted.
<input type="checkbox"/> The inspector's accreditation number is incorrect/omitted on the inspection certificate.	<input checked="" type="checkbox"/> Pass/Fail box not checked / incorrect
<input type="checkbox"/> The inspection company's name was omitted/incorrect.	<input type="checkbox"/> Inspection date and time omitted/incorrect
<input type="checkbox"/> The inspector's signature was omitted.	<input type="checkbox"/> Form(s) B __ C __ D __ E __ not submitted.
<input type="checkbox"/> Inspection category not checked / incorrect.	<input type="checkbox"/> Inspection certificate number omitted / incorrect on Form(s) B __ C __ D __ E __.
<input type="checkbox"/> Multiple Inspection categories checked.	<input type="checkbox"/> Supervisor's Accreditation number omitted/incorrect on Form F.
<input checked="" type="checkbox"/> Options A or B not checked / incorrect	<input type="checkbox"/> Owner number omitted/incorrect on Form C.
<input type="checkbox"/> Option B date not filled in / incorrect.	<input type="checkbox"/> Name of official granting waiver was omitted.
<input type="checkbox"/> Inspection method not checked / incorrect.	<input type="checkbox"/> Incorrect Zip Code on the inspection certificate.
<input type="checkbox"/> Provisional expiration date omitted/incorrect.	<input type="checkbox"/> Other _____

List or describe the CORRECT information.
Certificate should be marked option A and Passed.

Use back of form if necessary.

I certify that the correction or a additional information being submitted is accurate.

Jane Doe	55999
Inspector's signature	Inspector's Accreditation #
Does Inspections	55988
Inspection Company	Company's Accreditation #



Form G – Lead Free Exterior

- Used for issuing a Full or Modified Risk Reduction with a Lead Free Exterior.
- Must be attached to certificate each time it is used.

FORM G

In accordance with Environment Article § 6-804, certification that all outside surfaces of the affected property are lead-free shall not be issued unless **all** the outside surfaces have been tested for the presence of lead-based paint in accordance with COMAR 26.16.02.05.

On 05/18/2018, **all** outside surfaces were tested and found to be lead-free
DATE

112 Main Street, Baltimore, MD 21230 in accordance with
ADDRESS

the law as well as the regulatory requirements of COMAR 26.16.02.05.

<u>Bob's Inspections</u> Accredited Inspection Company Name	<u>55999</u> Accreditation #
<u>Robert Bob</u> Accredited Inspector Technician or Accredited Risk Assessor (Printed Name)	<u>55888</u> Accreditation #
<u>Robert Bob</u> Accredited Inspector Technician or Accredited Risk Assessor (Signature)	<u>05/18/2018</u> Date Certified Lead-Free

<u>999888</u> Inspection Certificate # (to be completed by inspector)	<u>0555999</u> Tracking # (to be completed by inspector)
---	--

This statement must be attached to MDE Form 330. (04/2006)

Inspection Notice E-mail:

mde.lppp@maryland.gov

New Form H E-mail:

mde.lpppformh@maryland.gov

Thank you!





Maryland
Department of
the Environment

Accreditation

Carol Robinson

Accreditation Coordinator

Lead Accreditation & Oversight Division

(410) 537-3825



Accreditation

ac·cred·i·ta·tion

NOUN

accreditations (plural noun)

1. the action or process of officially recognizing someone as having a particular status or being qualified to perform a particular activity.
 - official certification that a school or course has met standards set by external regulators.
2. an acknowledgment of a person's responsibility for or achievement of something.

From Google Dictionary



Current Inspection Accreditations

- **Inspection Contractors:** **505**
 - Visual Inspectors **433***
 - Inspector Technicians **196***
 - Risk Assessors **192**

*Some Visual Inspector and Inspector Technician accreditations may overlap



What's the Difference Between the Inspector Categories?

Visual Inspector:

- Full or Modified Risk Reduction Inspections. (Done by collecting dust samples and reviewing paint condition and treatments performed.)
- Clearance testing
- 2 day training



Inspector Technician:

- Lead Free Inspections. (Done by X-ray testing or paint chip analysis.)
- Clearance testing
- 3 day training
- Third Party Exam

Risk Assessor:

- ALL the functions of a Visual Inspector & Inspector Technician.
- Lead Hazard Screenings & Risk Assessments.
- Identify lead hazards.
- Make recommendations from analysis of X-ray testing, paint chips, dust, soil, water & questionnaires.
- Clearance testing
- 2 day training
- Third Party Exam
- Experience- 1 yr accred Inspector Technician; 20 Lead Paint Inspections.



Current Building Accreditations

- **Residential, Commercial and Public Building Contractors:** **399**



- **Maintenance and Repainting Supervisors:** **755**

- **Removal and Demolition Supervisors:** **287**

- **Abatement /Structural Steel Workers (only training is required):** **1,829**



What's the Difference Between the Building Supervisor Categories?

Maintenance & Repainting Supervisor:

- Prepare property for Full or Modified Risk Reduction inspection
- Treatments
- Window replacement
- 2 day training
- 6 months related experience.



Removal & Demolition Supervisor AKA Abatement Supervisor:

- Abatement Work- includes preparing for a Lead Free inspection
- Performing abatement techniques (enclosure, removal, reversal)
- Paint removal on larger areas of affected properties
- 4 day training
- Third Party Exam
- 2 yrs related experience



Current Structural Steel Accreditations

- **Structural Steel Contractors:** **9**
- **Structural Steel Supervisors:** **42**
- **Abatement /Structural Steel Workers
(only training is required):** **1,829**






Training Providers, Courses and Instructors

Training providers, Courses and Instructors must also hold accreditation:

- Training Providers: **8**
- Instructors: **21**





What happens after I submit my application?...

- First step- checks get cashed by the bank and then have two stops before the Lead Program gets them.
- It can take about 2 weeks for the Program to see that you have submitted an application.
- Processing time is currently about 30 days, State has up to 60 days.
- Time begins on the day that your check has been cashed by the MDE.



Continued...

- Complete, the accreditation is approved and released.

PHEW!

- Not complete, the applicant is emailed information on what will be required to obtain the accreditation.



EMAIL is the primary way the Lead Program will contact you!



Renewing

- Allow time (2-6 months) for possible class cancelations and for unforeseen scheduling difficulties.
- Refreshers must be taken before previous training or accreditation expires (whichever is later).
- LATE Refresher classes are NOT being honored. The Initial class will be required.

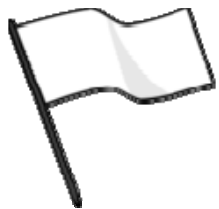


Renewing Continued..



- If your completed application is received at least 2 weeks in advance of accreditation expiration, you may continue to use your accreditation unless you hear otherwise from the State.

- If you did not apply in time... do NOT to use your accreditation until approval is received.





Common Application Delays/ Denials

Devona Addison
Administrative Specialist
Lead Accreditation & Oversight Division
(410) 537-3825





Common Application Delays/ Denials



Individual-

- Missing information from your application (SSN, signature, training information, employer information, email address, etc.)
- Personal Tax Liability (call the **Maryland Comptroller at 410-974-2432** to get a release letter)
- Did not complete Initial/Refresher training
- Application fee is missing
- Did not take the Third Party Exam (if applicable)*
- Not legible
- Employer application is in pending status





Common Application Delays/ Denials

MARYLAND DEPARTMENT OF THE ENVIRONMENT
Land and Materials Administration • Lead Poisoning Prevention Program
P.O. Box 1417 • Baltimore, Maryland 21203-1417
410-537-3825 • 1-800-633-6101 x3825 • www.mde.state.md.us/lead

LEAD PAINT INSPECTOR AND RISK ASSESSOR ACCREDITATION APPLICATION

I. Instructions

Make check or money order payable to: Maryland Department of the Environment. Mail application with fee (if required) to: MDE, P.O. Box 1417, Baltimore, MD 21203-1417. Fees are non-refundable. Fees for state and local government employees are waived, if exclusively providing the lead abatement services that are on behalf of that government. All applications, including renewals, must be filled out completely. Keep a copy of this application for your records. Please allow 60 days for processing. Incomplete or inaccurate applications may be delayed during processing. Please print clearly. Please be aware the Program may email you regarding review of your application. **DO NOT EMAIL SSN OR TAX ID.**

II. General Applicant Information

Last Name	First Name	Middle Name	Address
Doe	Jr.	John	Middle
123 Lead Free Way	Baltimore	MD	25555
Same			
410-555-5555	nolead@gmail.com	05/07/1950	555-22-5555

III. Application Type and Fee

Check one:

New Applicant (Two-year accreditation)

Renewal Applicant (Two-year renewal)

Accreditation #: 11111, Expiration date: 05/01/2017

Check one of the following three categories:

Visual Inspector \$125.00

Inspector Technician \$125.00

NEW APPLICANTS ONLY – provide the following:

Third party Inspector Technician exam date: _____

Third party examination fee is required for in-state exams \$35.00

Risk Assessor \$200.00

NEW APPLICANTS ONLY – provide the following:

Third party Risk Assessor exam date: _____

Third party examination fee is required for in-state exams \$35.00

One year minimum experience as a Maryland accredited Inspector Technician: from _____ to _____

Inspector Technician accreditation #: _____

Complete Section VI of this application.

Check below if it applies to the applicant. If checked, your application fee will be waived. _____ FEE WAIVED

State or Local Government Use

TOTAL FEES SUBMITTED: \$ 125.00

LEAD PAINT INSPECTOR AND RISK ASSESSOR ACCREDITATION APPLICATION

Applicant's name as listed on first page: John Middle Doe Jr.

IV. Applicant's Training Information

List the latest course completed for category applying. Refresher courses are only valid when taken before prior relevant training or accreditation has expired.

Course ID	Completion Date	Course Description
101111	04/01/2019	Concerned Children
Inspector Technician Refresher	04/01/2017	04/01/2017

V. Employer Information

All Inspectors (Visual Inspectors, Inspector Technicians, and Risk Assessors), whether or not self-employed, are required to work for an accredited Lead Paint Inspection Contractor. Complete the following employer information. If the contractor is currently not accredited or the accreditation is expiring within the next 60 days, include a separate Lead Paint Contractor Accreditation Application with this application.

Employer Name	Address
John Doe Enterprise, Inc.	10112
123 Lead Free Way	Baltimore MD 25555
John M. Doe, Jr.	410-555-5555

VI. Risk Assessor Experience (New Risk Assessor Applicants ONLY)

Pursuant to Code of Maryland Regulations (COMAR) 26.10.01.16.01.13, attach a list of twenty different addresses where XRF or paint chip sampling was performed; OR a list of five addresses where XRF or paint chip sampling was performed and fifteen addresses where lead dust inspections were performed. For further information, please see website.

Organize your list in the following way:
At top of page: Name of Applicant
In a table format: No., Date, Address, Type of Inspection (i.e. XRF, paint chip, or dust)

VII. Applicant Statement and Signature

This Notice is provided pursuant to § 10-624 of the State Government Article of the Maryland Code. The personal information requested on this form is intended to be used in processing your application. Failure to provide the information requested may result in your application not being processed. You have the right to inspect, amend, or correct this form. The Maryland Department of the Environment is a public agency and subject to the Maryland Public Information Act (Md. Code Ann., State Gov't §§ 10-601, et seq.). This form may be made available on the Internet via the Maryland Department of the Environment's website and is subject to inspection or copying, in whole or in part, by the public and other governmental agencies, if not protected by federal or State law.

I certify that I shall perform work practices according to COMAR 26.10.01, 26.16.05 and/or 26.02.07. As per Environment Article 1-203 and Family Law Article 10-119.3 of Maryland before any license or permit may be issued or renewed, the issuing authority shall verify through the Office of the Comptroller and the Maryland Child Support Enforcement Administration that the applicant has no outstanding taxes, unemployment insurance contributions or child support.

Applicant's Original Signature: **John M. Doe, Jr.** Date: **May 01, 2017**

Before you mail your application, make sure that you have:

- Filled out all applicable sections of this application (including Section VI if you are a new Risk Assessor applicant)
- Provided all nine digits of your SSN
- Signed and dated the application
- Enclosed the appropriate fees (including Third party examination fee for new Inspector Technicians and new Risk Assessor applicants)
- Made a copy of your application for your files



Common Application Delays/ Denials



Contractor-

- Missing information from your application (FEIN, signature, email address, etc.)
- Business Tax Liability (call the Maryland Comptroller **Ron Spedaler** at **410-767-1908** or email him at **rspedaler@comp.state.md.us** to get a release letter)
- Application fee is missing (if applicable*)
- List of MDE accredited employees is missing*
- Employee application is in pending status
- **MUST** be in good standing with the Maryland Department of Assessment and Taxation(SDAT)*



Common Application Delays/ Denials

MARYLAND.GOV Rel 5.0.3 24/7 Support More Online Services Maryland.gov SECURED

MARYLAND BUSINESS EXPRESS 2016 WINNER DGAA DIGITAL GOVERNMENT ACHIEVEMENT AWARDS

Maryland Business Express Home Log In / Create Account

Business Entity Search

Business Name: Search

Search By: Business Name Business ID

Back

Privacy and Security Policy | Accessibility Policy

FOR FILING AND BUSINESS RELATED QUESTIONS
Maryland Department of Assessments & Taxation
410-767-1184 | Outside the Baltimore Metro Area: 888-246-5941
Maryland Relay: 800-735-2258

FOR TECHNICAL QUESTIONS AND SUPPORT
NIC Maryland, eGov Services Partner of the Department of Information
Technology (DoIT) and Maryland.gov
» Click for 24/7 Support

<https://egov.maryland.gov/businessexpress/entitysearch>



Common Application Delays/ Denials

Once you input the name of your company, this screen will appear.

In order to view the status of your company, click on the blue Department ID number.

Business Entity Search Results

Business Name:

Search by: Business Name
 Department ID

400 businesses found. Click Department ID to view and order documents.

Department ID	Business Name	Status
W06483515	CONTRACT L.L.C.	Forfeited
D12335626	CONTRACT ALTERNATIVES INC	Incorporated
F02151306	CONTRACT APPLICATIONS, INC.	Forfeited
D02114247	CONTRACT ASSEMBLIES, INC.	Forfeited
D05290853	CONTRACT ASSOCIATES, INC.	Forfeited
T00318651	CONTRACT BID CONSULTANTS	Forfeited
W13759147	CONTRACT BID CONSULTANTS LLC	Forfeited
D02148757	CONTRACT BLINDS, LIMITED	Forfeited
D02403103	CONTRACT BONDING CONSULTANTS, INC.	Forfeited
D01469832	CONTRACT BUSINESS INTERIORS, INC.	Forfeited
F01536168	CONTRACT BUSINESS SERVICES, INC.	Forfeited
F01505239	CONTRACT CABLE CONSTRUCTION, INC.	Forfeited



Common Application Delays/ Denials

This page show your Company's name, principal office address, resident agent amongst other things.

The status of the company is shown within the circled area.

CONTRACT ALTERNATIVES INC: D12335626

Business Options:

General Information

Filing History

Personal Property

General Information

Department ID Number: D12335626

Business Name: CONTRACT ALTERNATIVES INC

Principal Office: 1930 HANOVER PIKE
HAMPSTEAD MD 21074

Resident Agent: RONALD E MORGAN
1930 HANOVER PIKE
HAMPSTEAD MD 21074

Status: INCORPORATED

Good Standing: THIS BUSINESS IS IN GOOD STANDING
[» Order Certificate of Status](#)

Business Type: CORPORATION

Business Code: ORDINARY BUSINESS - STOCK

Date of Formation/ Registration: 01/23/2008

State of Formation: MD

Stock Status: STOCK

Close Status: YES



Common Application Delays/ Denials

MARYLAND DEPARTMENT OF THE ENVIRONMENT
Land and Materials Administration • Lead Poisoning Prevention Program
P.O. Box 1417 • Baltimore, Maryland 21203-1417
410-337-3825 • 1-800-633-6101 x3825 • www.mde.state.md.us/lead

LEAD PAINT CONTRACTOR ACCREDITATION APPLICATION

I. Instructions

Make check or money order payable to: Maryland Department of the Environment. Mail application with fee (if required) to: MDE, P.O. Box 1417, Baltimore, MD 21203-1417. Fees are non-refundable. Incorporated & Limited Liability Companies shall be registered and in "Good Standing" with Maryland Department of Assessments & Taxation (SDAT) to be approved. Trade names are to be registered with SDAT. All applications, including renewals, must be filled out completely. Keep a copy of this application for your records. Please allow 60 days for processing. Incomplete or inaccurate applications may be delayed during processing. Please print clearly. **DO NOT EMAIL SSN OR TAX IDs.**

II. General Applicant Information

John Doe Enterprises, Inc.			
123 Lead Free Way	Baltimore	MD	25555
Same			
410-555-5555	410-555-5556	nolead@gmail.com	551155115

III. Application Type and Fee

Check one:

New Applicant (Two-year accreditation)

Renewal Applicant (Two-year renewal)

Accreditation #: _____ Expiration date: _____

Check one of the three following categories:

Inspection \$250.00
Enclose a list of employees who are accredited or are applying to be accredited as a Visual Inspector, Inspector Technician, and/or Risk Assessor.

Residential, Commercial, & Public Building \$250.00
Enclose a list of employees who are accredited or are applying to be accredited as a Maintenance & Repainting and/or Removal & Remediation Supervisor.
MDIC #: _____ (if applicable)
For more information, contact Maryland Home Improvement Commission at 410-230-6309.

Important - This accreditation does not satisfy the EPA Renovation, Repair, and Painting (RRP) Rule. For more information, visit the EPA website at <https://www.epa.gov/lead>.

Steel Structure \$250.00
Enclose a list of employees who are accredited or are applying to be accredited as a Structural Steel Supervisor.

Check below if it applies to the contractor. If checked, your application fee will be waived. FEE WAIVED

Self-employed (contractor does not employ or hire others to perform lead services)

State or Local Government

TOTAL FEES SUBMITTED: \$ 250.00

PROCEED TO NEXT PAGE

LEAD PAINT CONTRACTOR ACCREDITATION APPLICATION

Applicant's name as listed on first page: **John Doe Enterprises,**

IV. Advertisement through MDE

Check to be included on MDE's list of accredited Inspection Contractors or Residential, Commercial, & Public Buildings Contractors that is made available to the public through mailings & MDE's website:

Yes

No

If checked "Yes" above, complete the rest of this section. Otherwise, proceed to Section V.

What region will you serve? Check all applicable:

Statewide

OR

Central MD/Baltimore D.C. Suburbs Eastern Shore Southern MD Western MD

Name of Applicant (as on MDE Lead List, i.e., Representative of Professional Service):
John Doe, Jr.

Residential, Commercial, & Public Buildings Contractors only - What type of service(s) will you offer? Check all applicable.

Carpentry Drywall Home Improvement Painting Paint Removal

Post Abatement Cleaning Weatherization Window Replacement

V. Applicant Statement and Signature

This Notice is provided pursuant to the State Government Article of the Maryland Code. The personal information assembled on this form is intended to be used in processing your application. Failure to provide the information requested may result in your application not being processed. You have the right to inspect, amend, or correct this form. The Maryland Department of the Environment ("MDE") is a public agency and subject to the Maryland Public Information Act (Md. Code Ann., State Gov't §§ 10-801, et seq.). This form may be made available on the Internet via MDE's website and is subject to inspection or copying, in whole or in part, by the public and other governmental agencies, if not protected by federal or State law.

As per Environment Article 1-203 and Family Law Article 10-119.3 of Maryland before any license or permit may be issued or renewed, the issuing authority shall verify through the Office of the Comptroller and the Maryland Child Support Enforcement Administration that the applicant has no outstanding taxes, unemployment insurance contributions or child support.

I hereby request that the above contractor be accredited as a Lead Paint Abatement Services Contractor in the State of Maryland. I certify that, for the purpose of performing lead paint services, the aforementioned will only employ, hire or contract with individuals or companies that are qualified under Code of Maryland Regulations (COMAR) 26.16.01. I certify that my company and its employees shall perform work practices according to COMAR 26.16.01 and/or 26.02.07. If seeking accreditation as a Lead Paint Inspection Contractor, I certify that any and all unused inspection certificates will be returned to MDE within five (5) days should the Inspection Contractor cease to perform lead paint inspection services. I certify that work performed and certificates issued by my company and its employees will satisfy the requirements of Environment Article 6-8, COMAR 26.16.02 and 26.16.05.

John Doe, Jr.	CEO
Original Signature of Authorized Representative:	John Doe, Jr. 05/01/2017

Before you mail your application, make sure that you have:

- Filled out all applicable sections of this application
- Signed and dated the application
- Enclosed the appropriate fee if required
- Made a copy of your application for your files



THIRD PARTY EXAM

Prerequisite for taking the exam:

- Must complete the Initial Training for your desired accreditation. (IT, RA, S2)





THIRD PARTY EXAM



Schedule to take the exam:

- **Call (410) 537-3825**
- Be ready to provide: the operator with your name, training card number, the school where you attended training, which accreditation exam you wish to take and a contact number to reach you in case of an emergency

When/ Where is the exam:

- The exam is given the second (2nd) Wednesday of every month* at the Maryland Department of the Environment. It begins at 9:30a.m. and you are allotted 2 ½ hours to complete the exam.



THIRD PARTY EXAM



What to expect the day of the exam:

- Arrive 5-10 minutes early to allow time for questions
- All electronic devices **MUST** be turned off.
- The test is a **CLOSED BOOK** exam made up of 50 multiple choice questions.
 - The test **WILL NOT** be graded the same day.
- All applications with your \$35.00 exam fee should be mailed **PRIOR** to the exam date.





THIRD PARTY EXAM

EXAM

IMPLAUSIBLE ALTERNATIVES

Who gathered the data that helped reveal the structure of DNA?

- A. Francis Crick
- B. George Washington
- C. James Watson
- D. Rosalind Franklin
- E. Snoopy

Note: B and E are not functional distractors and so do not contribute to the item.

ANSWER SHEET

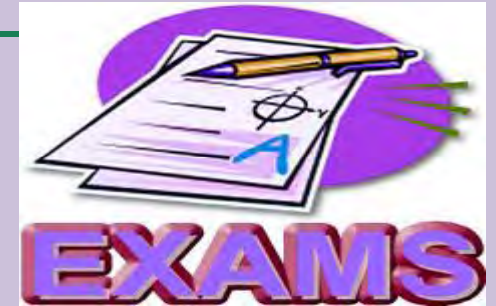
- | | | | | |
|----|-----|-----|-----|-----|
| 1. | (A) | (B) | (C) | (D) |
| 2. | (A) | (B) | (C) | (D) |
| 3. | (A) | (B) | (C) | (D) |
| 4. | (A) | (B) | (C) | (D) |
| 5. | (A) | (B) | (C) | (D) |



THIRD PARTY EXAM


After the exam:

- The exam is graded
- Once payment is posted your results will be mailed
- Please allow up to 2 weeks from the date you make your payment *for* your results to be mailed





THIRD PARTY EXAM



Pass:

- If you passed the exam and submitted your application and fee (if applicable) please allow up to 60 days for MDE to process your application. Upon completion MDE will mail your accreditation certificate.

Fail:

- If you did not pass the exam you will need to call MDE at 410-537-3825 to schedule a retest.*
- If your application is processed before you pass the exam you will receive a email or letter in the mail explaining your pending status.*



**Thank you
so much for
your
attention!!**

**Your Lead Accreditation &
Oversight Team!!**





2017 Lead Paint Inspector & Contractor Forum



- THANK YOU FOR ATTENDING
- Please Contact Us at: 410-537- 3825
- Mde.lppp@maryland.gov
- Together we can make a difference in reducing lead poisoning by ensuring compliance with MD's Lead Laws!