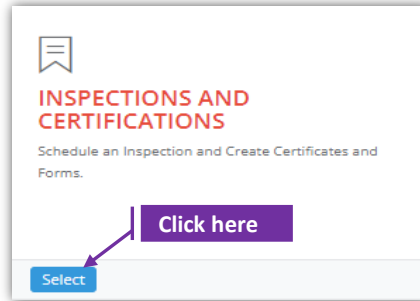
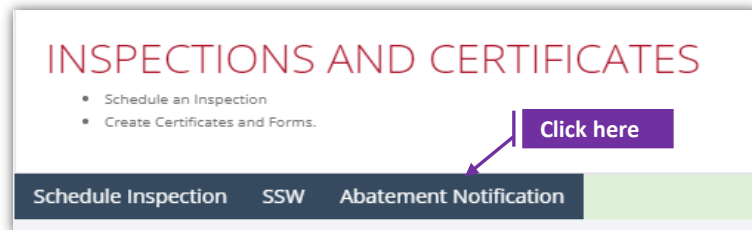


Add Abatement Project Notification



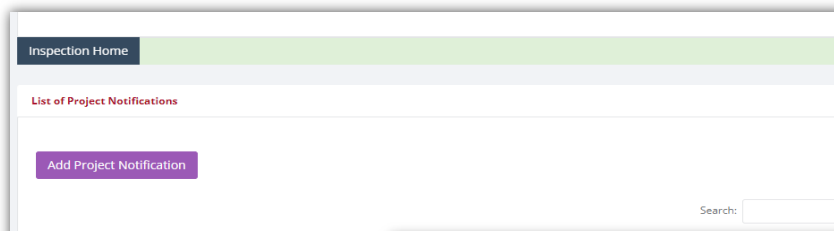
Set-1: Steps

- Click 'Select' button in 'INSPECTIONS AND CERTIFICATIONS' tile on the dashboard.
 - Users having MDE Admin / Inspector / Supervisor roles will have the access.



Set-2: Steps

- User will land on the list of abatement projects page where multiple projects created by the signed-in user are displayed.
- Click on 'Abatement Notification' tab to view existing list of projects or create a new project notification.
- User lands on 'Add abatement project' page. Click the button 'Add Project Notification'



Notification ID	Owner/Manager Name	Property Address
14	SCOTTO-DI-CARLO ANTONIO	00011 S CONG 21795
13	WELLS FARGO BANK	00124 W MAIN
12	William Hugel	835 E Jeffrey St

LEAD ABATEMENT PROJECT NOTIFICATION

Address Number* Street Name* Street Type:

Unit Number: Owner/Manager First Name: Owner/Manager Last Name:

Search

List of Properties

No Properties to select

Add Abatement Project Notification

Set-3: Steps

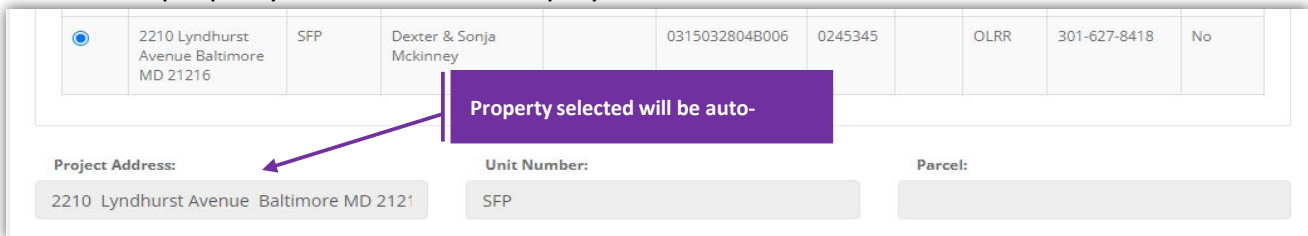
- User can search for the property using two required fields - Address Number, and Street Name.



Search form with the following fields:

- Address Number* (text input)
- Street Name* (text input)
- Street Type (text input)
- Unit Number (text input)
- Owner/Manager First Name (text input)
- Owner/Manager Last Name (text input)
- Do not enter street prefixes or suffixes (Avenue, Street, Lane, etc.) or directions (N, E, SW etc..)
- Search button

- Entry search criteria and click 'Search'.
- List of property records will be displayed based on the search criteria.



Property search results table:

<input checked="" type="radio"/>	2210 Lyndhurst Avenue Baltimore MD 21216	SFP	Dexter & Sonja Mckinney	0315032804B006	0245345	OLRR	301-627-8418	No
----------------------------------	--	-----	-------------------------	----------------	---------	------	--------------	----

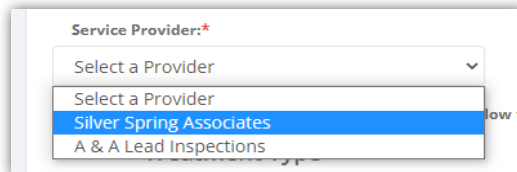
Property selected will be auto-

Project Address: 2210 Lyndhurst Avenue Baltimore MD 21216

Unit Number: SFP

Parcel:

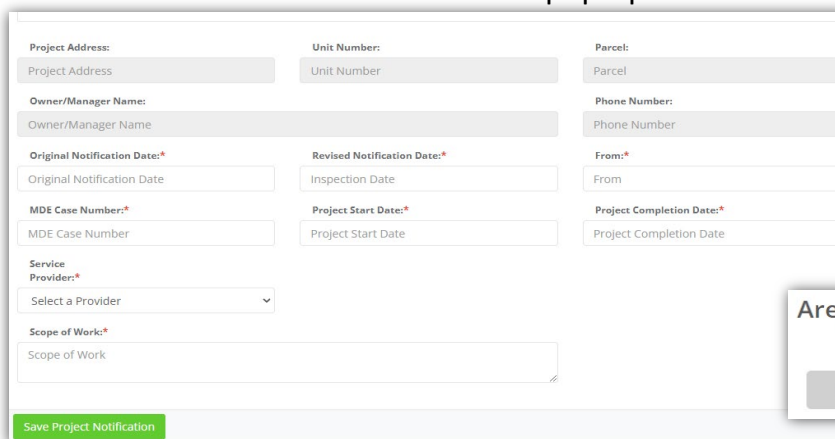
- Property record that is selected from the search results will be auto-displayed under
- Select the service provider from the dropdown. User's employer(s) will be listed in this dropdown.



Service Provider* dropdown menu with options:

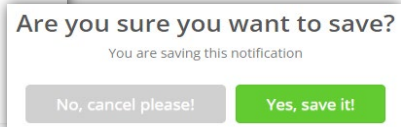
- Select a Provider
- Silver Spring Associates
- A & A Lead Inspections

- Provide all the required information and click 'Save Project Notification'.
 - Linked property cannot be changed once an SSW is saved.
 - Re-confirm to save from the pop-up.



Project Notification form with the following fields:

- Project Address (text input)
- Unit Number (text input)
- Parcel (text input)
- Owner/Manager Name (text input)
- Phone Number (text input)
- Original Notification Date* (text input)
- Revised Notification Date* (text input)
- From* (text input)
- MDE Case Number* (text input)
- Project Start Date* (text input)
- Project Completion Date* (text input)
- Service Provider* (dropdown menu)
- Scope of Work* (text input)
- Save Project Notification button



Are you sure you want to save?
You are saving this notification

No, cancel please! Yes, save it!

- User will land on list of projects home page. User can click on the Notification-ID to view/update the existing information.