



AECOM
8000 Virginia Manor Road, Suite 110
Beltsville, MD 20705

301-289-3900 tel
301-289-3901 fax

October 21, 2016

Ms. Jeannette DeBartolomeo
Maryland Department of Environment
Oil Control Program
1800 Washington Blvd., Suite 620
Baltimore, Maryland 21230-1719

AECOM Project: 60144763

Subject: Third Quarter 2016 Monitoring and Sampling Report and Request to Reduce Sampling Parameters

7-Eleven Store No. 22281
2400 Pleasantville Road
Fallston, Maryland
Facility ID No. 0006365
MDE Case No. 2005-0120HA

Dear Ms. DeBartolomeo:

On behalf of 7-Eleven, Inc. (7-Eleven), AECOM Technical Services Inc. (AECOM) is submitting a quarterly monitoring and sampling report for the above-referenced site. This report provides a summary of the site activities performed during the months of July through September 2016. Specific tasks associated with this quarter's activities included the quarterly monitoring well gauging and groundwater sampling event, which occurred September 19 and 21, 2016.

Per MDE's December 10, 2013 and April 14, 2015 directive letters, AECOM continues natural attenuation parameter analysis for all sampled wells. Monitoring wells MW-1A, MW-5, and MW-7 are gauged and sampled on an annual basis. The remaining twelve monitoring wells (MW-4A, MW-4B, MW-6, MW-8A, MW-8B, MW-8C, MW-9, MW-10, MW-11, MW-12, MW-13, and HW-3) are gauged, sampled and analyzed for volatile organic compounds (VOCs), total petroleum hydrocarbon gasoline ranged organics (TPH-GRO) and natural attenuation parameters on a quarterly basis. The on-site drinking water supply well is sampled annually (at a minimum), and sampling of the potable well at 2414 Pleasantville Road has been discontinued. Although MDE approved removal of the on-site potable carbon treatment system for the 7-Eleven potable well, 7-Eleven has opted to keep the treatment system in place as a precautionary measure.

Due to the non-detect to very low concentrations in the monitoring wells representing the shallow fracture zones of the off-site potable wells, and the subsequent low risk of mitigation through monitoring well fractures to the off-site properties, AECOM, on behalf of 7-Eleven, requests approval to eliminate the natural attenuation analysis beginning next quarter.

If you have any questions, please contact the undersigned at (301) 289-3900.

Yours sincerely,



Jacqueline Porter
Environmental Scientist II
Jacqueline.Porter@aecom.com



Rachael Allen
Project Manager
Rachael.Allen@aecom.com



Marie Treiber
Regional Senior Project Manager
Marie.Treiber@aecom.com

cc: Harford County Health Department
7-Eleven Project File

Attachments:

Figure 1 – Site Plan
Figure 2 – Groundwater Elevation Map
Figure 3 – Groundwater Concentrations
Figure 4 – Cross-Section A to A”
Figure 5 – Lithologic Cross-Section A-A’
Table 1 – Monitoring Well Water Table Elevation
Table 2 – Monitoring Well Groundwater Analytical Results
Table 3 – On-Site Potable Well Analytical Results
Attachment A – Laboratory Analytical Results (Groundwater)
Attachment B - Laboratory Analytical Results (On-Site Potable Well)
Attachment C – Natural Attenuation Parameters and Dissolved Hydrocarbon
Concentrations Trend Graphs
Attachment D – MTBE Concentration Trend Graphs

SAMPLING AND MONITORING REPORT- SECOND QUARTER 2016
7-ELEVEN STORE No. 22281
2400 Pleasantville Road
Fallston, Maryland
MDE Case No. 2005-0120 HA
AECOM Project No. 60144763
October 2016

AECOM Contacts: Rachael Allen, Project Manager
Marie Treiber, Regional Senior Project Manager

7-Eleven, Inc. Contact: Jose Rios, Manager Environmental Services

CURRENT SITE STATUS

- The site is an active 7-Eleven convenience store and retail gasoline station.
 - Twelve monitoring wells are located on the site and three monitoring wells are located off-site. The wells are gauged and sampled quarterly, with the exception of MW-1A, MW-5, and MW-7 which are sampled annually. (**Figure 1**).
 - The 7-Eleven store has a potable well with a point-of-entry treatment (POET) system (maintained by 7-Eleven as a pre-cautionary measure). An independent contractor samples and maintains the treatment system and the results are presented to MDE by AECOM.
 - Per the April 14, 2015 MDE directive letter, annual sampling of the potable well located at 2414 Pleasantville Road has been discontinued.
-

SITE HISTORY

- In 1981, three 12,000-gallon steel, single-walled, cathodically protected USTs were installed at the site.
- In 1991, a carbon filtration point-of-entry (POET) system was installed at the 7-Eleven facility due to concentrations of methyl tertiary-butyl ether (MTBE) above the Maryland Department of Environment (MDE) guideline of 20 micrograms-per-liter ($\mu\text{g/l}$) in water samples collected from the well.
- On July 30, 2004, MDE conducted a compliance inspection of the 7-Eleven facility. During this inspection, MDE reported to 7-Eleven that petroleum hydrocarbon vapors were detected in the tank field sumps.
- On August 9, 2004, ENSR, on behalf of 7-Eleven, performed a one-hour hydrostatic test on the regular, mid-grade and premium gasoline UST submersible turbine pump (STP) containment sumps and conducted a general area survey to determine the source of petroleum vapors reported by MDE. The STP sumps tested tight. During ENSR's investigation, one observation well was discovered in the grass area immediately adjacent to the tank field. No liquid-phase hydrocarbons (LPH) or petroleum hydrocarbon vapors were detected in the well. Test results were submitted to MDE on August 11, 2004.

- In August 2004, at the request of the Harford County Health Department (HCHD) the POET system at the 7-Eleven facility was upgraded to ensure MTBE concentrations remain below laboratory detection limits in the treated potable water.
- On September 7, 2004, MDE requested evaluation of the site environmental conditions as part of the MDE investigation of all potential petroleum sources impacting drinking water wells within the Pleasantville area of Harford County.
- On September 27, 2004, ENSR, on behalf of 7-Eleven, submitted a limited hydrogeologic investigation work plan to MDE. On November 18, 2004, MDE issued ENSR approval to proceed after expanding the scope of the initial work plan.
- From September 2004 to November 2004 a Praxair tracer test was conducted at the site. Minor leaks in various tank top equipment such as Stage I vapor recovery adaptors/caps were identified and corrected as well as a repair to a vent line that was damaged during testing by Praxair. Testing of the product line secondary containment could not be conducted because the lines were not compatible with the Praxair test. 7-Eleven replaced the primary product piping at the facility with secondary contained Environ piping material. The tank system passed the Praxair test with only minor vapor leaks that were repaired and no indication of any liquid leak from the UST system.
- On January 10 through 12, 2005, ENSR, on behalf of 7-Eleven, installed thirteen temporary groundwater monitoring points at the site, which were sampled on February 21, 2005.
- On March 1, 2005, ENSR submitted a Subsurface Investigation Findings Report to the MDE documenting the February 21, 2005 groundwater sampling event. Based on the analytical data and the groundwater flow direction, it appeared that dissolved-phase MTBE was mostly concentrated in the immediate vicinity of the tank field and on the eastern side of the pump island, with migration of moderate levels of MTBE to the northwest. No LPH had been detected. Other than surrounding businesses, of which none appeared to be directly down-gradient of the MTBE migration, no potable wells were identified within 500 feet down-gradient of the site.
- On June 17, 2005, at the request of the MDE, ENSR submitted a Subsurface Investigation Work Plan addressing the installation of groundwater monitoring wells at the site based on the analytical results of the February 21, 2005 groundwater sampling event.
- On July 5 and 6, 2005, with MDE approval, ENSR installed eight groundwater monitoring wells at the site.
- On August 15, 2005, ENSR submitted a Monitoring Well Installation and Observation Report summarizing the site activities associated with the monitoring well installation and subsequent groundwater sampling event conducted in July 2005.
- On November 17, 2005, ENSR submitted a Supplemental Groundwater Investigation Work Plan which proposed the installation of three additional shallow temporary monitoring points and four additional deep monitoring wells to complete the delineation of the subsurface petroleum hydrocarbon impact.
- On December 19, 2005, ENSR installed three temporary monitoring points for horizontal delineation and abandoned the thirteen temporary monitoring points installed in January 2005.
- December 20, 2005, ENSR collected groundwater samples from and subsequently abandoned the three temporary groundwater monitoring points.

- On January 3-5, 2006, ENSR installed a deep monitoring well in the vicinity of monitoring well MW-3A and in the vicinity of monitoring well MW-4A for vertical delineation.
- On March 16, 2006, ENSR submitted a Monitoring Well Installation and Observation Report summarizing the site activities associated with the installation of two monitoring wells for vertical delineation. Groundwater samples collected from the newly installed monitoring wells MW-3B and MW-4B did not report any concentrations of volatile organic compounds (VOCs) total petroleum hydrocarbon diesel range/gasoline range organics (TPH DRO/GRO) above the laboratory detection limits except MTBE in monitoring well MW-4B at 16 µg/l.
- On March 14, 2006, ENSR discussed the content of the Corrective Action Plan (CAP) and testing with MDE. MDE approved the submittal of a Corrective Action Evaluation Plan (CAEP) to include protocols for pilot test activities to evaluate the remediation strategy of the site.
- On April 13, 2006, ENSR submitted a CAEP as agreed upon with the MDE. The CAEP included plans for the feasibility testing of groundwater pump and treat, soil vapor extraction and bioremediation as possible remediation strategies.
- On July 12, 2006 ENSR conducted a 9 hour pumping test on monitoring well MW-4A as discussed in the CAEP.
- On July 30, 2006 bioremediation bench scale studies were conducted by Enzyme Technologies, Inc. to determine the effectiveness of bio-augmentation or bio-stimulation applications for the degradation of petroleum hydrocarbons, including MTBE.
- On August 30, 2006 a soil vapor extraction test was conducted in accordance with CAEP approved protocols.
- On November 7, 2006 ENSR submitted a work plan to the MDE for the Membrane Interface Probe (MIP) investigation and additional monitoring well installation. The work plan was approved by MDE on November 29, 2006.
- On November 27, 2006 ENSR began a long-term soil vapor extraction (SVE) test on SVE points SVE-1, SVE-2, SVE-3 and monitoring well MW-4A.
- On January 16 and 17, 2007 ENSR installed nine membrane interface probe (MIP) borings.
- On January 29, 2007 ENSR submitted a Site Conceptual Model (SCM).
- On January 31, 2007 ENSR submitted a work plan for additional groundwater extraction testing.
- ENSR installed an off-site monitoring well (MW-8) on March 21, 2007.
- On March 22, 2007 ENSR submitted a report detailing the results of the MIP investigation and a report detailing the preliminary results from the long-term SVE test under separate covers.
- On August 27, 2007 ENSR submitted a work plan for subsurface pilot testing for the injection of bio-remediation products.
- ENSR installed one off-site monitoring well (MW-8B) on October 2, 2007.
- On February 4, 2008 ENSR submitted a revised bio-injection Work Plan as requested by MDE.

- On April 23, 2008 MDE approved the revised bio-injection Work Plan.
- On September 2, 2008 eight geoprobe points were installed to characterize soils in the proposed new tank field area.
- The SVE system was discontinued on September 8, 2008 with approval from MDE prior to the excavation of the former tank field.
- On October 8 and 9, 2008 AECOM observed the removal of three USTs and associated product piping. In addition 622.59 tons of soil was removed from the site. Observation well HW-1 was destroyed.
- On November 14, 2008, AECOM began field bio-augmentation testing which continued through April 2009.
- On December 2, 2008 AECOM submitted a Tank Closure Report to the MDE.
- On July 29, 2009 AECOM submitted a Bio-Augmentation Pilot Test Report to the MDE.
- On December 23, 2009, AECOM attempted a second semi-annual sampling of the potable well located at 2414 Pleasantville Road per the MDE directive letter dated March 5, 2009. Upon arrival, however, it was determined that the business had been vacated, and the building was no longer in use. AECOM will sample the Dental Technology property as it is connected to the same potable well.
- On January 20-21, 2010, AECOM completed installation and surveying of two additional shallow groundwater monitoring wells on-site and conducted a half-mile radius potable well search.
- On February 18, 2010, AECOM sampled the potable well located at the adjacent Dental Technology property.
- The well installation and potable well sampling were detailed in the Monthly Progress Report, dated March 5, 2010, and the Potable Well Survey Report, dated February 25, 2010.
- On March 25, 2010, AECOM submitted a Lineament Analysis Report to MDE per their December 29, 2009, directive letter.
- On September 17, 2010, AECOM submitted an Additional Well Installation Work Plan, recommending installation of three additional monitoring wells within the vicinity of HW-3, MW-4A, MW-9, and MW-10.
- On December 20 and 21, 2010, AECOM installed monitoring wells MW-11 through MW-13.
- In June 2011, AECOM completed the bioremediation pilot testing.
- On June 30, 2011, AECOM submitted a revised CAP, recommending installation of an additional four injection/ISOC points based on the results of the bio-augmentation pilot study.
- On March 6, 2012, MDE approved the Bio-Augmentation Work Plan, including the installation of two trenches and a nine month bio-augmentation testing period.
- On August 20, 2012, AECOM and Odyssey Construction completed the installation of the two bio-injection trenches and began the nine-month testing period on September 12, 2012.

- On June 6, 2013, AECOM concluded the nine month bio-augmentation testing period.
- On August 22, 2013, AECOM submitted a Bio-Augmentation Pilot Test Report, which included a request to extend the bio-augmentation feasibility test for an additional nine month period.
- On September 20, 2013, AECOM submitted a revised SCM, which reflected the updated pilot testing and sampling, and addressed the environmental issues at and around the subject property.
- On November 7, 2013, AECOM submitted a Revised Bio-Injection Testing Request for the use of Regenesys Oxygen Release Compound (ORC®) filter socks during the extended bio-augmentation feasibility test. MDE responded in a directive letter dated December 10, 2013 with a request for supplemental clarifications to the recently submitted SCM. Additionally, MDE instructed AECOM to begin quarterly monitoring of natural attenuation parameters.
- AECOM received a directive letter from MDE dated December 10, 2013 that instructed the monitoring of subsurface conditions for dissolved oxygen, nitrogen, sulfur, iron and methane to determine the progress of natural attenuation in the subsurface.
- On February 7, 2014, AECOM submitted a comprehensive remedial evaluation and an evaluation of the stability of the current groundwater contaminant plume in response to the MDE request for supplemental clarifications.
- AECOM received a directive letter from MDE dated May 28, 2014 that approved closure and abandonment of upgradient monitoring wells MW-1B, MW-2, MW-3A, MW-3B and HW-2.
- On June 30, 2014, five monitoring wells (MW-1B, MW-2, MW-3A, MW-3B and HW-2) were abandoned by Eichelbergers, Inc., a Maryland-licensed driller. The Well Abandonment Report was submitted to MDE under separate cover on July 29, 2014.
- AECOM received a directive letter from MDE dated April 14, 2015 updating the monitoring well sampling procedures. Monitoring wells MW-1A, MW-5, MW-7, and the on-site water supply well will be gauged and sampled on an annual basis. The remaining eleven on-site monitoring wells will continue to be gauged and sampled on a quarterly basis. Samples will no longer be collected from the offsite water supply well located at 2414 Pleasantville Road.
- On May 21, 2015, AECOM submitted an Additional Well Installation Work Plan to the MDE to install an additional off-site bedrock monitoring well (MW-8C) located adjacent to the existing monitoring wells MW-8A and MW-8B.
- AECOM received a directive letter from MDE dated June 16, 2015 that approved the installation of the off-site bedrock monitoring well (MW-8C). A geophysical analysis will be conducted on the bedrock that will include heat-pulse flow meter, 3-arm caliper, spontaneous potential, single resistivity, and acoustic televiewer. In addition, groundwater samples will be collected from pertinent fracture points during geophysical testing.
- On October 12 and 13, 2015, AECOM installed additional off-site bedrock monitoring MW-8C located north of the subject property across Maryland Route 152 and adjacent to the northwest of monitoring wells MW-8A and MW-8B.
- On October 16, 2015, a borehole geophysics survey was completed on the bedrock monitoring well MW-8C which utilized optical televiewer, acoustic televiewer, caliper, fluid temperature, fluid conductivity, natural gamma, borehole verticality, spontaneous potential, single point resistance, 16"/64" normal resistivity, and heat pulse flowmeter (static and dynamic) logging.

- On January 21, 2016 Arm Group Inc. (ARM) conducted packer testing on monitoring well MW-8C to collect discrete samples from targeted fractures in the bedrock. Four potential water-bearing fractures were selected including: 90 feet bgs to 112 feet bgs; 112 feet bgs to 120 feet bgs; 125 feet bgs to 148 bgs; and 162 feet bgs to 190 feet bgs (well bottom).

ACTIVITIES THIS QUARTER

Monitoring Period:	July through September 2016
Site Visit(s):	September 19, 2016 and September 21, 2016
Field Activities:	Groundwater gauging and sampling (September 19 and September 21, 2016)
Depth-to-Water:	Between September 19 and September 21, 2016, depth-to-water ranged from 9.61 feet bgs in monitoring well MW-8B to 22.91 feet bgs in well MW-1A. A groundwater elevation map is shown as Figure 2 , and historical groundwater elevations are listed in Table 1 . Groundwater flow direction (northwest) remains consistent with previous sampling events.
Liquid-Phase Hydrocarbons:	No LPH has ever been observed at the site.
Number of Monitoring Wells/Monitoring Wells Sampled:	Nine on-site monitoring wells (MW-4A, MW-4B, MW-6, MW-9 through MW-13, and HW-3) and three off-site monitoring wells (MW-8A through MW-8C) were sampled September 19 and September 21, 2016 (Table 2, Figure 3 and Attachment A). The 7-Eleven potable well was sampled by 7-Eleven's independent contractor on September 14, 2016 (Table 3, Figure 3 and Attachment B).

ANALYTICAL SUMMARY

Monitoring Wells

Groundwater samples were collected from nine on-site monitoring wells and three off-site monitoring wells on September 19 and September 21, 2016. Prior to sampling, the monitoring wells were purged until three well volumes were removed or until the well went dry to obtain representative samples. The samples were placed into appropriate glass containers and preserved as necessary. The samples were shipped to TestAmerica of Nashville, Tennessee and analyzed for VOCs including fuel oxygenates and naphthalene by EPA Method 8260B and TPH-GRO by EPA Method 8015. In addition, the samples were field screened for dissolved oxygen and analyzed for nitrogen, sulfur, iron and methane to determine the progress of natural attenuation in the subsurface.

BTEX concentrations were below the laboratory detection limits (BDL) in all monitoring wells sampled. MTBE, tert-butyl alcohol (TBA), tert-amyl methyl ether (TAME) and TPH-GRO were BDL in monitoring wells MW-4B and MW-8C. For the remaining wells:

- MTBE concentrations ranged from 1.04 µg/L in monitoring well MW-8B to 287 µg/L in monitoring well MW-4A.
- TBA concentrations ranged from BDL in monitoring wells MW-8A, MW-8B, MW-11 and MW-12 to

- 57.5 µg/L in monitoring well HW-3.
- TAME concentrations ranged from BDL in monitoring wells MW-8A, MW-8B, MW-11, and MW-12 to 10.1 µg/L in monitoring well MW-4A.
- TPH-GRO concentrations ranged from BDL in monitoring wells MW-8A, MW-8B, MW-11 and MW-12 to 312 µg/L in monitoring well MW-4A.

Results of the laboratory analysis are included on **Figure 3**, in **Table 2**, and **Attachment A**.

Store Potable Well

Potable well sampling for this quarter was conducted on September 14, 2016 by 7-Eleven's independent contractor. Concentrations of BTEX, MTBE, TBA and TAME in the pre-, mid-, and post-treatment samples were below laboratory detection limits in all samples analyzed. Results of the laboratory analysis are summarized in **Table 3** and included in **Attachment B**. Per MDE directive, samples from the on-site potable well are collected on an annual basis (at a minimum).

MONITORING OF NATURAL ATTENUATION PARAMETERS

Groundwater samples were collected September 19 and September 21, 2016 from nine on-site (MW-4A, MW-4B, MW-6, MW-9 through MW-13 and HW-3) and three off-site monitoring wells (MW-8A, MW-8B, MW-8C). The samples were analyzed for methane by EPA Method 8015B, iron and sulfur by EPA Method 6010B, kjeldahl nitrogen by EPA Method 351.2, total nitrite/nitrate nitrogen by EPA Method 353.2, and field screened for dissolved oxygen to assist in evaluating the progress of natural attenuation in the subsurface.

Methane concentrations were BDL in all on-site and off-site monitoring wells. Iron concentrations ranged from BDL in monitoring well MW-4B to 136 milligrams-per-liter (mg/L) in monitoring well MW-11. Sulfur concentrations ranged from BDL in monitoring well MW-11 to 5.13 mg/L in monitoring well MW-6. Kjeldahl nitrogen ranged from BDL in monitoring wells MW-4A, MW-4B, MW-8A, MW-8B, MW-8C, and MW-12 to 19.6 mg/L in monitoring well HW-3. Total nitrite/nitrate nitrogen ranged from BDL in monitoring well MW-8C to 12.5 mg/L in MW-8A. Dissolved oxygen ranged from 0.24 mg/L in monitoring well MW-6 to 4.61 mg/L in monitoring well MW-4B. Graphs displaying trends of natural attenuation parameters (DO, methane, iron, sulfur, total nitrate/nitrite nitrogen and kjeldahl nitrogen) and dissolved hydrocarbon concentrations (MTBE and TPH-GRO) in each of the monitoring wells are included as **Attachment C**. Results of the laboratory analysis of methane, iron, sulfur, total nitrate/nitrite nitrogen and kjeldahl nitrogen and the field-analyzed concentrations of DO are included in **Table 2**. The laboratory analytical report is included as **Attachment A**.

Over the past eleven quarterly sampling events the monitoring wells that have exhibited an overall decrease of MTBE and TPH-GRO include MW-4B, MW-6, MW-8B, MW-8C, MW-9, MW-10, MW-11, MW-12, MW-13 and HW-3 with the exception of Q3 2015 where monitoring wells MW-4A and MW-9 exhibited a significant increase in MTBE and TPH-GRO and the most recent sampling event where monitoring wells MW-6 and HW-3 exhibited an increase in MTBE and TPH-GRO and monitoring well MW-13 exhibited an increase in TPH-GRO. Total nitrate/nitrite nitrogen, sulfur and methane and Kjeldahl Nitrogen concentrations have remained stable across the quarters. Kjeldahl Nitrogen concentrations displayed a significant increase in monitoring well MW-8B during the Q1 2015 sampling event. Iron exhibited a significant decrease in monitoring wells MW-8A, MW-8B, MW-8C, MW-9, MW-10, MW-11, MW-12, and MW-13. DO concentrations in all monitoring wells exhibited a decrease during the most recent sampling event.

CURRENT SITE ASSESSMENT

On August 4, 2016, 7-Eleven and AECOM met with MDE to discuss the status and current conditions of the site, and the likelihood that impact observed on-site would impact the down-gradient, off-site potable wells. Per meeting discussions, cross-sections of the monitoring wells are shown on **Figure 4** and **Figure 5**. Concentration trend graphs displaying MTBE in the on-site and off-site monitoring wells are included as **Attachment D**.

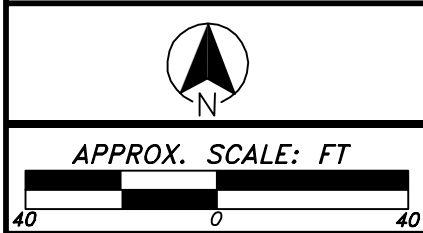
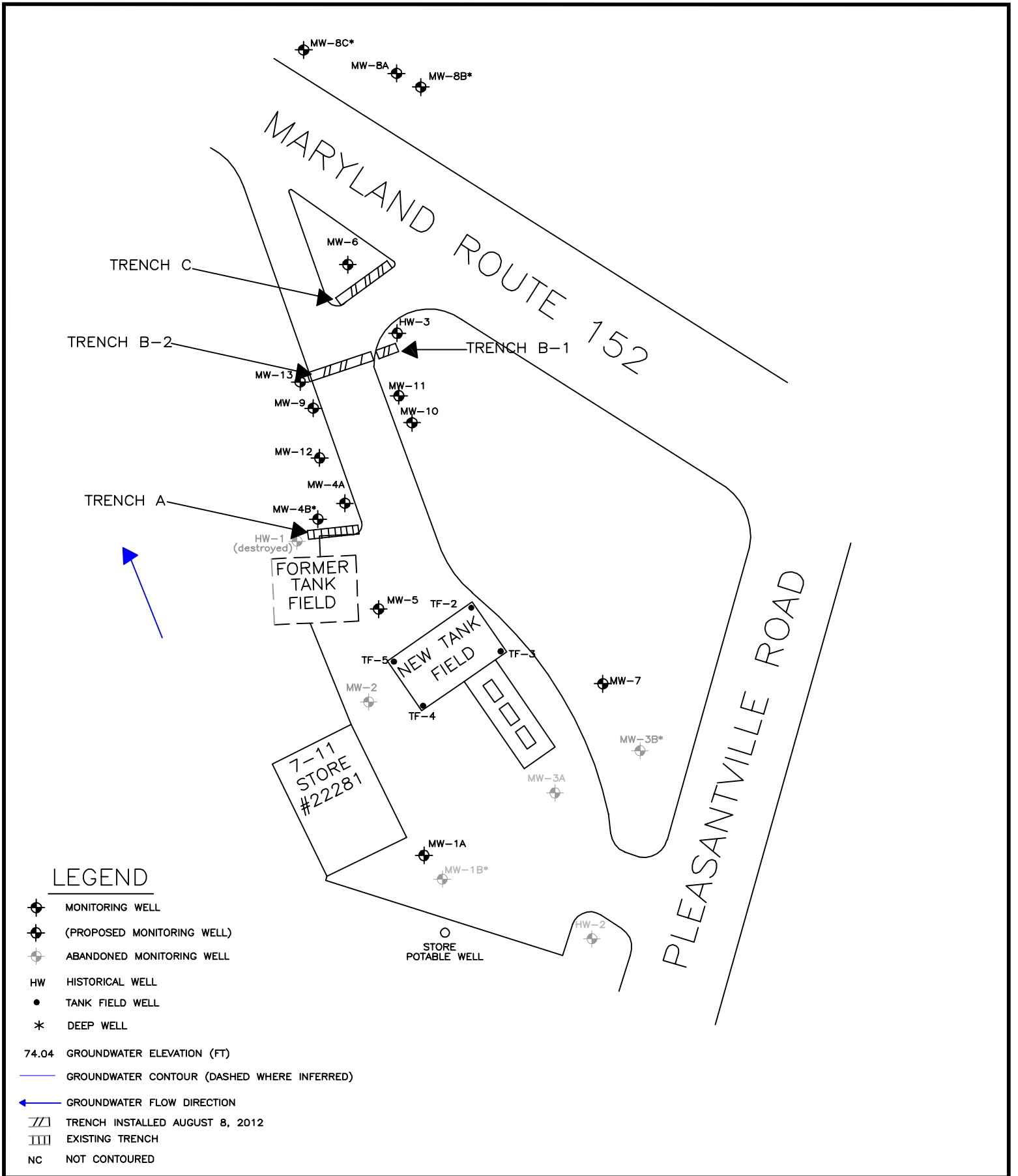
As shown in the cross-sections, wells MW-4B, MW-8B, and MW-8C provide coverage of the shallow fractures providing water to the off-site potable wells. MTBE concentrations in monitoring well MW-4B have been BDL since the March 24, 2015 sampling; MTBE concentrations in monitoring well MW-8B have been below the MDE Groundwater Cleanup Standard since the June 5, 2012 sampling event; and MTBE concentrations in monitoring well MW-8C have been BDL for the past two quarterly sampling events.

Due to the non-detect to very low concentrations in these monitoring wells (which represent the shallow fracture zones of the off-site potable wells) and the subsequent low risk of mitigation through monitoring well fractures to the off-site properties, AECOM, on behalf of 7-Eleven, requests approval to eliminate natural attenuation analysis beginning next quarter.

ACTIVITIES FOR FOURTH QUARTER 2016

- December 2016 Quarterly groundwater monitoring and sampling of nine on-site monitoring wells (MW-4A, MW-4B, MW-6, MW-9, through MW-13, HW-3) and three off-site monitoring wells (MW-8A, MW-8B, MW-8C).

FIGURES



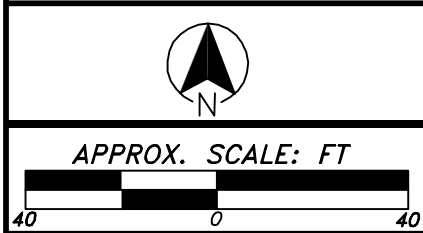
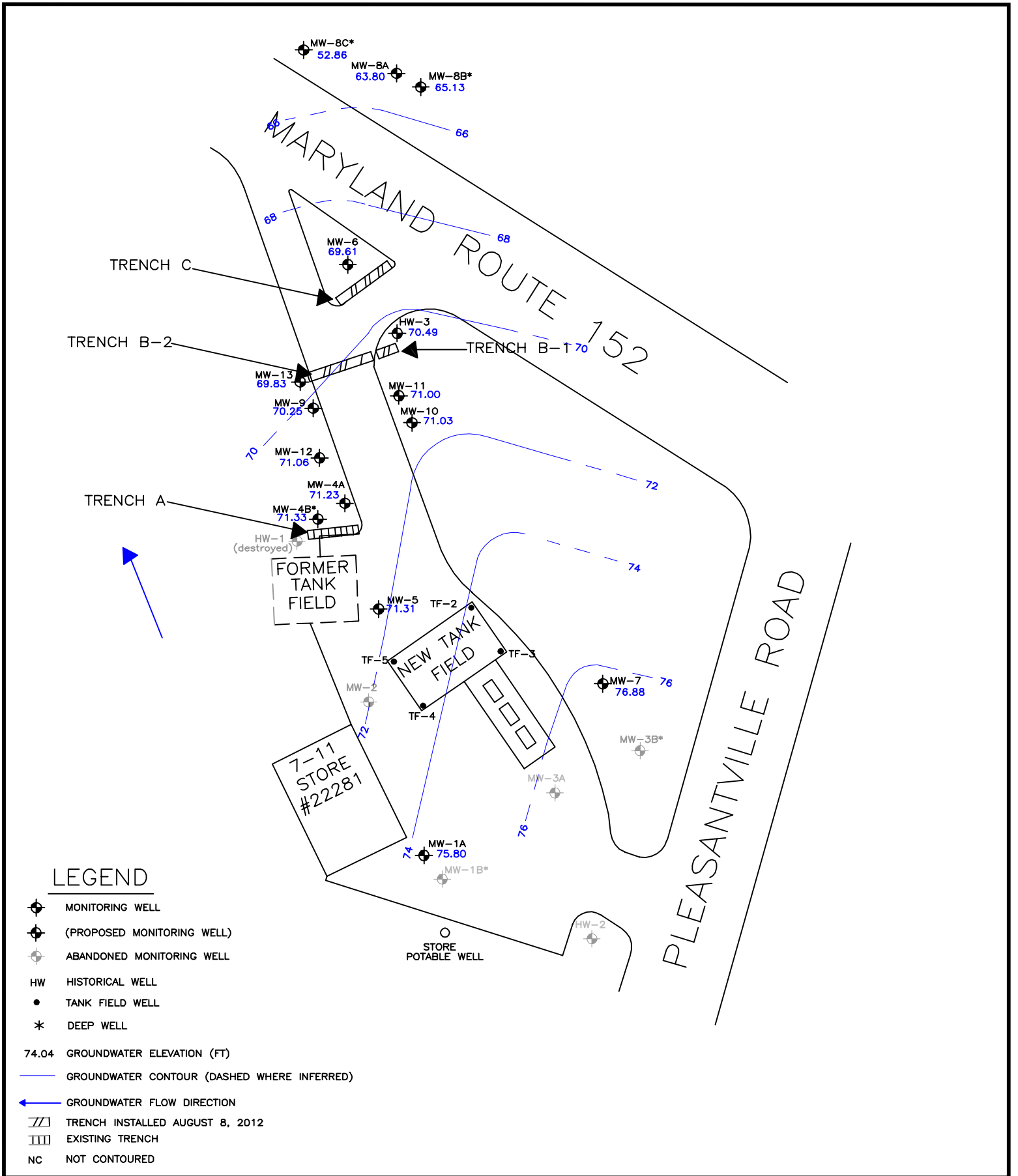
SITE PLAN

Drawn By: JP Reviewed By: RA

7-ELEVEN Inc.
 STORE No. 22281
 2400 PLEASANTVILLE ROAD
 FALLSTON, MARYLAND

Project No.: 60144763

FIGURE 1



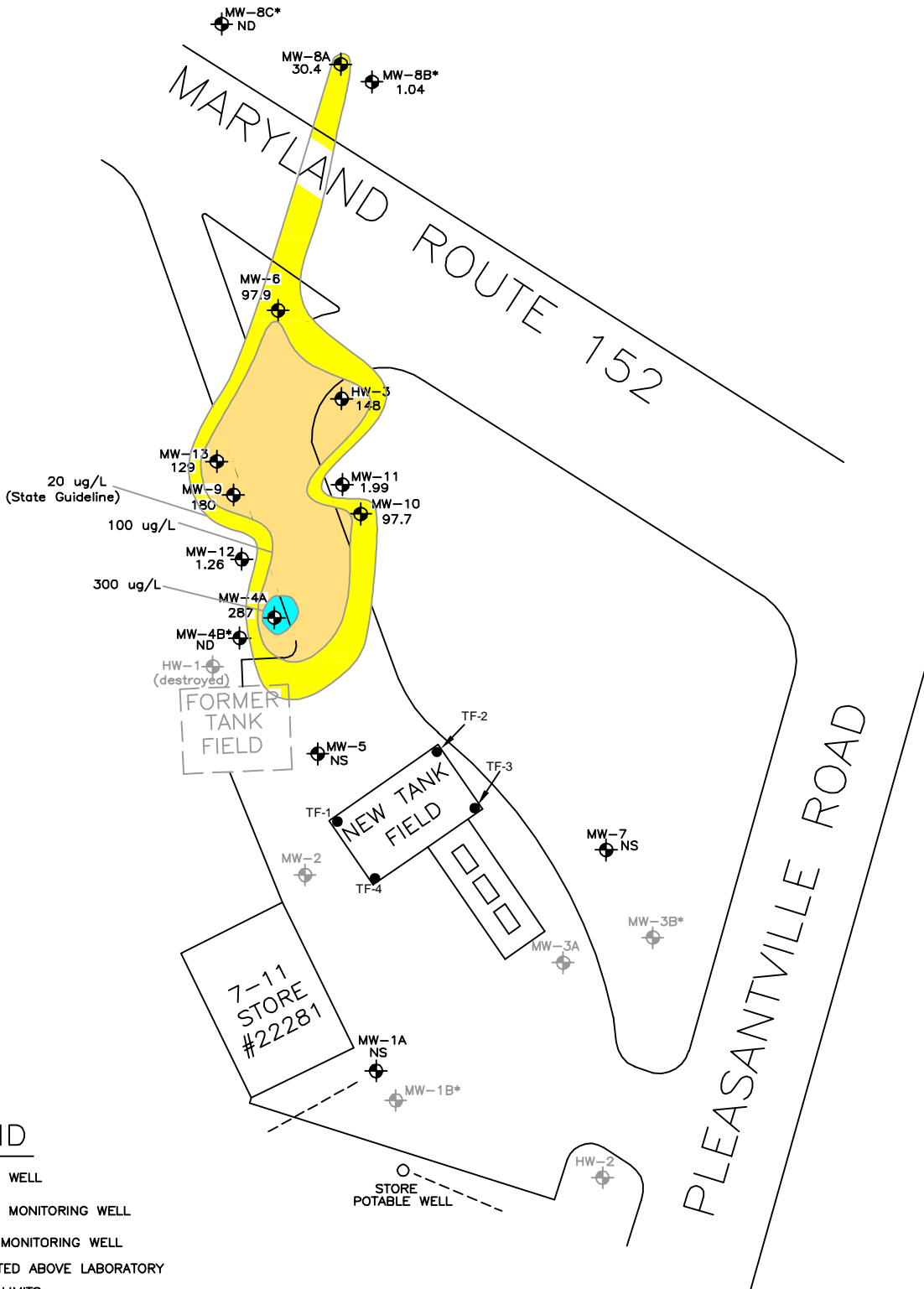
GROUNDWATER ELEVATION MAP
 SEPTEMBER 19 AND 21, 2016

Drawn By: JP Reviewed By: RA

7-ELEVEN Inc.
 STORE No. 22281
 2400 PLEASANTVILLE ROAD
 FALLSTON, MARYLAND

Project No.: 60144763

FIGURE 2




LEGEND

- ⊕ MONITORING WELL
- ⊕ ABANDONED MONITORING WELL
- PROPOSED MONITORING WELL
- ND NOT DETECTED ABOVE LABORATORY DETECTION LIMITS
- HW HISTORICAL WELL
- * DEEP WELL
- TANK FIELD WELL
- NS NOT SAMPLED
- UG/L MICROGRAMS-PER-LITER



APPROX. SCALE: FT



MTBE
ISOCONCENTRATION MAP
September 19 and 21, 2016

7-ELEVEN Inc.
STORE No. 22281
2400 PLEASANTVILLE ROAD
FALLSTON, MARYLAND

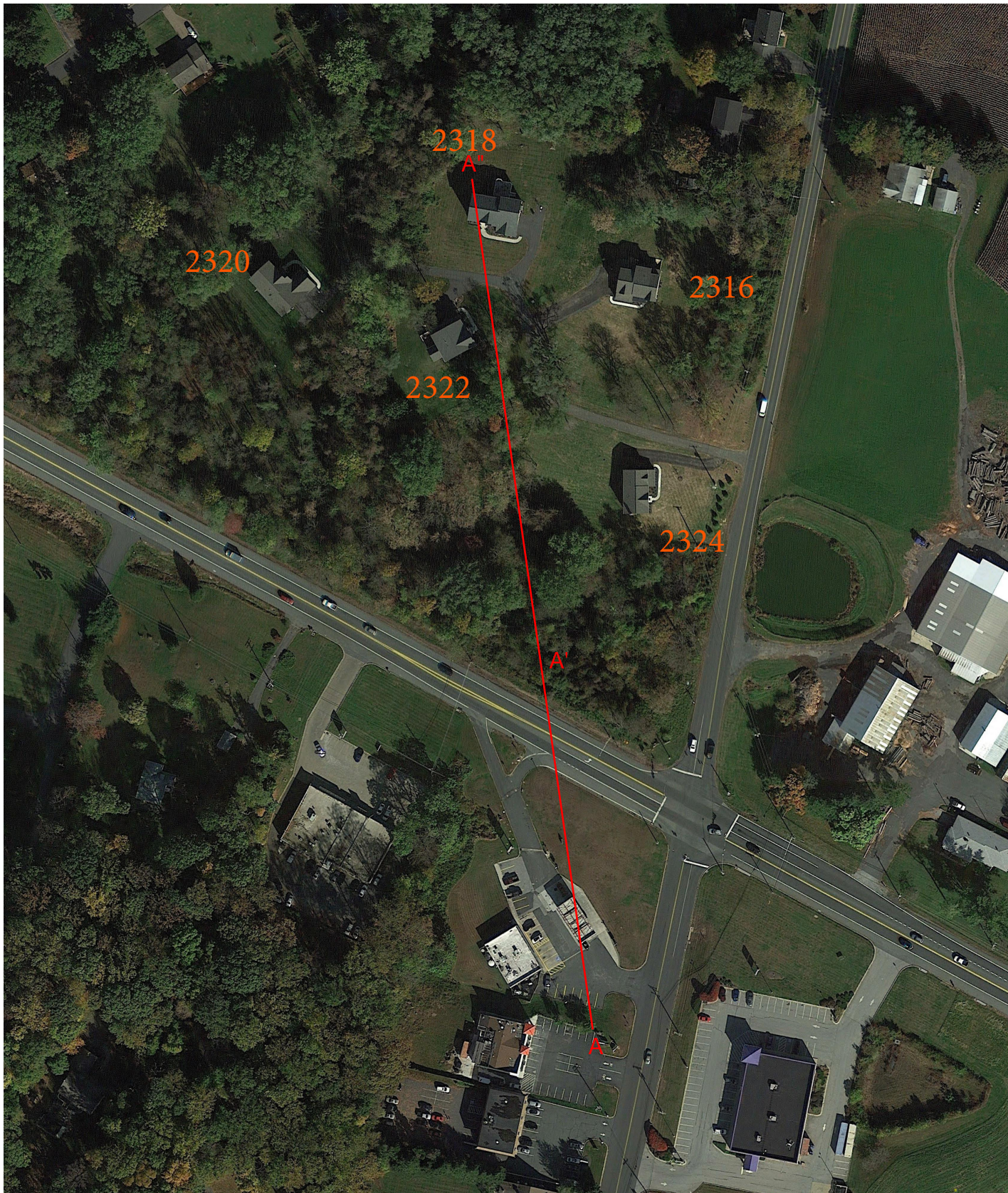
FIGURE 3



Drawn By: JP

Reviewed By: RA

Project No.: 60144763



APPROX. SCALE: FT



Site Plan
Cross-Section A to A'

7-ELEVEN Inc.
STORE No. 22281
2400 PLEASANTVILLE ROAD
FALLSTON, MARYLAND

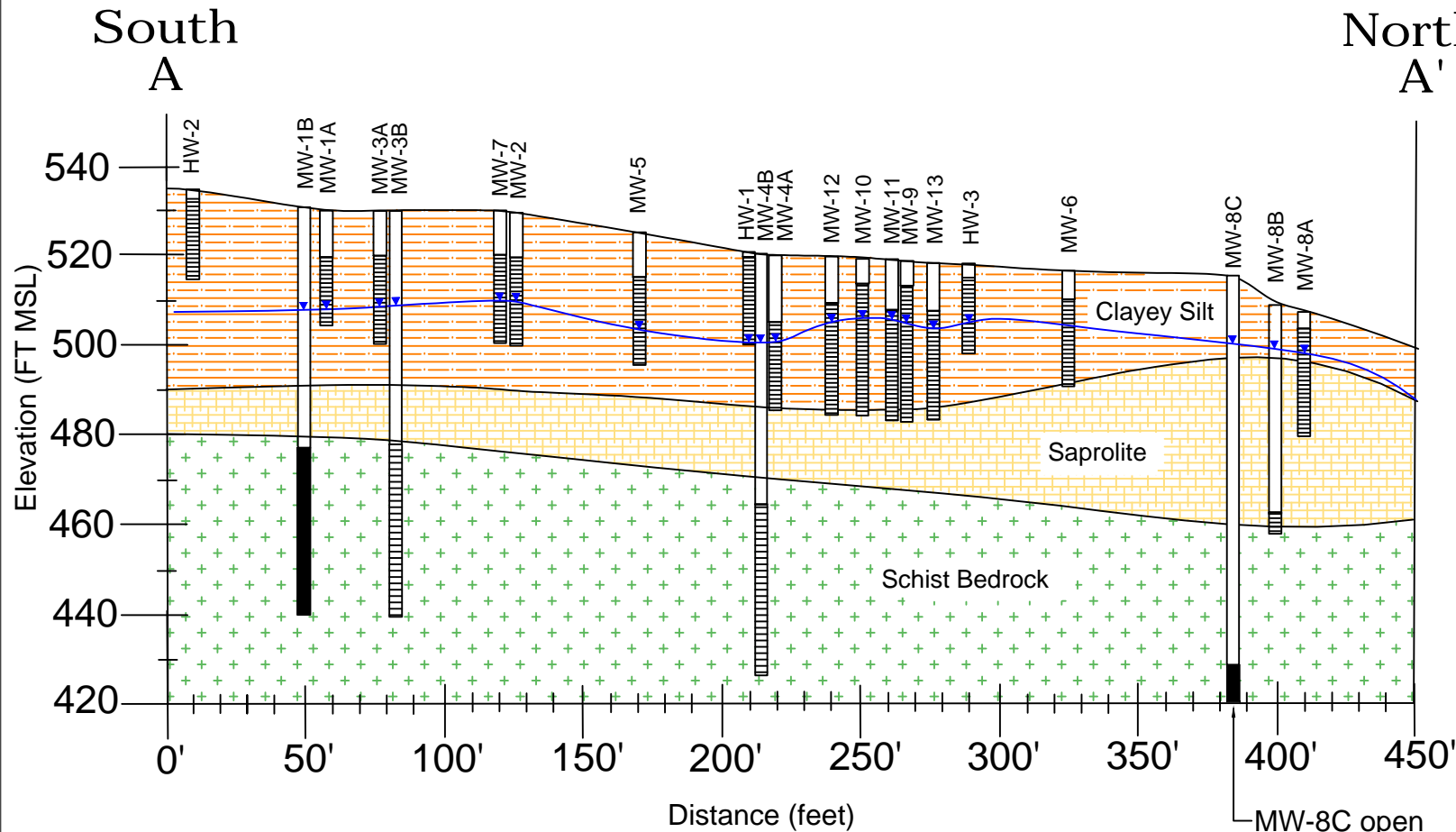
FIGURE 4

Drawn By: JG

Reviewed By: RA

Project No.: 60144763





Legend:

- MW-5
Monitoring Well ID
■
Open Borehole
- Well Riser
▼
Groundwater Elevation
- ▤
Well Screen

DESIGNED BY:		NO.:		REVISIONS	
SD				DESCRIPTION:	DATE:
SD					
RA					
APPROVED BY:					
X					

AECOM

8000 Virginia Manor Rd. STE 110
 Beltsville, Maryland 20705
 PHONE: (301) 285-3900
 FAX: (301) 285-3901
 WEB: HTTP://WWW.AECOM.COM

Lithologic Cross-Section A-A'

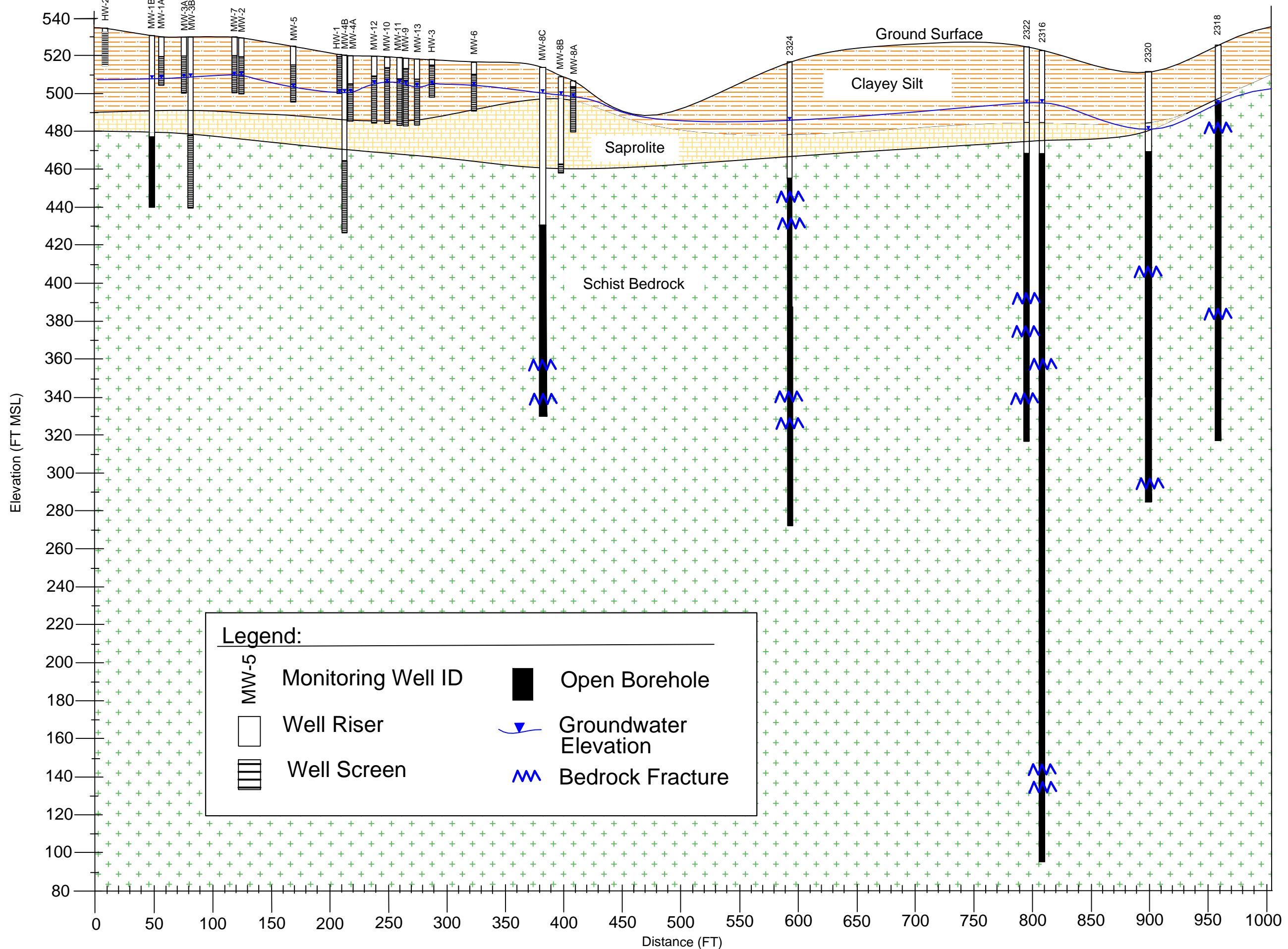
7-Eleven Store No. 22281
 2400 Pleasantville Road
 Fallston, MD

SCALE	DATE	PROJECT NUMBER
SEE FIGURE	4/28/2016	60144763

FIGURE NUMBER:

South A

North A''



Legend:

- MW-5 Monitoring Well ID
- Well Riser
- Well Screen
- Open Borehole
- Groundwater Elevation
- Bedrock Fracture

DESIGNED BY:		REVISIONS	
SD	NO.:	DESCRIPTION:	DATE:
SD	NO.:	DESCRIPTION:	DATE:
RA	CHECKED BY:	DESCRIPTION:	DATE:
X	APPROVED BY:	DESCRIPTION:	DATE:

AECOM

8000 Virginia Manor Rd. STE 110
 Beltsville, Maryland 20705
 PHONE: (301) 289-3900
 FAX: (301) 289-3901
 WEB: HTTP://WWW.AECOM.COM

Lithologic Cross-Section A-A''

7-Eleven Store No. 22281
 2400 Pleasantville Road
 Fallston, MD

SCALE: SEE FIGURE
 DATE: 4/28/2016
 PROJECT NUMBER: 60144763

FIGURE NUMBER:

SHEET NUMBER:
 1 OF 1

TABLES

Table 1
Monitoring Well Water Table Elevation
 7-Eleven Store No. 22281
 Fallston, Maryland

Well	Top of Casing	Date	Depth to Water	Corrected Elevation
MW-1A Installed- 7/6/05 Well Depth: 32' Screen: 10.5'-32' 4" diameter	98.71	7/26/05	22.34	76.37
		11/22/05	22.11	76.60
		3/16/06	22.40	76.31
		4/25/06	22.10	76.61
		5/12/06	22.24	76.47
		6/30/06	22.47	76.24
		7/13/06	20.85	77.86
		8/11/06	21.02	77.69
		9/12/06	21.64	77.07
		10/23/06	21.69	77.02
		11/21/06	21.43	77.28
		12/7/06	20.81	77.90
		1/29/07	21.42	77.29
		2/20/07	21.84	76.87
		3/28/07	21.83	76.88
		4/12/07	21.34	77.37
		5/14/07	21.21	77.50
		6/22/07	21.62	77.09
		7/30/07	22.03	76.68
		8/23/07	21.90	76.81
		9/25/07	23.72	74.99
		10/15/07	24.10	74.61
		11/26/07	23.25	75.46
		12/14/07	24.02	74.69
		1/29/08	23.60	75.11
		2/18/08	23.14	75.57
		3/14/08	22.87	75.84
		4/15/08	22.64	76.07
		5/20/08	22.59	76.12
		6/18/08	23.32	75.39
		7/22/08	23.87	74.84
		8/20/08	23.16	75.55
		9/3/08	23.38	75.33
		10/30/08 *	NG	NG
		11/10/08	23.64	75.07
		11/24/08 *	NG	NG
		12/12/08 *	NG	NG
		12/22/08	23.66	75.05
		3/24/09	23.91	74.80
		4/30/09 *	23.38	75.33
		6/8/09	22.49	76.22
		7/7/09	22.33	76.38
		8/31/09	23.03	75.68
		9/27/09	22.44	76.27
		10/29/09	22.13	76.58
		11/5/09	21.90	76.81
		12/23/09	20.91	77.80
		1/12/2010 *	NG	NG
		2/18/2010 *	20.26	78.45
		3/10/10	20.21	78.50
		4/8/2010*	19.20	79.51
		5/21/2010*	20.38	78.33
		6/7/10	20.57	78.14
		7/13/10	21.35	77.36
		7/31/2010 *	NG	--
		8/16/2010*	22.65	76.06
		9/20/10	22.71	76.00
		10/26/2010*	21.56	77.15
		11/23/2010*	22.17	76.54
		12/20/10	22.50	76.21
		2/3/11	23.98	74.73
		3/22/11	25.48	73.23
		4/26/11	20.69	78.02
		5/25/11	20.65	78.06
		6/29/11	21.05	77.66
		7/28/11	21.98	76.73
		8/2/11	22.60	76.11
		9/22/11	21.42	77.29
		10/6/11	20.89	77.82
		11/3/11	21.08	77.63
		12/8/11	21.39	77.32
		3/1/12	21.37	77.34
6/5/12	22.84	75.87		
8/23/12	23.28	75.43		
12/6/12	22.30	76.41		
3/11/13	21.90	76.81		
6/6/13	22.09	76.62		
9/12/13	22.45	76.26		
12/18/13	22.61	76.10		
3/19/14	21.25	77.46		
6/16/14	19.10	79.61		
9/26/14	28.86	69.85		
12/8/14	22.42	76.29		
3/24/15	22.30	76.41		
6/23/15	21.51	77.20		
9/22/15	21.81	76.90		
12/21/15	22.12	76.59		
3/9/16	21.68	77.03		
6/8/16	21.40	77.31		
9/19/16	22.91	75.80		

Table 1
Monitoring Well Water Table Elevation
 7-Eleven Store No. 22281
 Fallston, Maryland

Well	Top of Casing	Date	Depth to Water	Corrected Elevation
MW-1B Installed- 7/6/05 Well Depth: 81' Open Hole: 53'-81' 6" diameter	99.18	7/26/05	23.18	76.00
		11/22/05	22.80	76.38
		3/16/06	22.27	76.91
		4/25/06	22.78	76.40
		5/12/06	22.81	76.37
		6/30/06	22.61	76.57
		7/13/06	21.20	77.98
		8/11/06	22.04	77.14
		9/12/06	22.34	76.84
		10/23/06	22.45	76.73
		11/21/06	21.88	77.30
		12/7/06	21.51	77.67
		1/29/07	22.13	77.05
		2/20/07	22.59	76.59
		3/28/07	22.31	76.87
		4/12/07	21.90	77.28
		5/14/07	21.96	77.22
		6/22/07	22.68	76.50
		7/30/07	22.64	76.54
		8/23/07	22.72	76.46
		9/25/07	24.50	74.68
		10/15/07	24.93	74.25
		11/26/07	24.13	75.05
		12/14/07	24.92	74.26
		1/29/08	24.48	74.70
		2/18/08	23.17	76.01
		3/14/08	23.45	75.73
		4/15/08	23.65	75.53
		5/20/08	23.31	75.87
		6/18/08	22.91	76.27
		7/22/08	23.45	75.73
		8/20/08	23.88	75.30
		9/3/08	23.96	75.22
		10/30/08 *	24.07	75.11
		11/10/08	24.10	75.08
		11/24/08 *	NG	NG
		12/12/08 *	NG	NG
		12/22/08	24.13	75.05
		3/24/09	24.39	74.79
		4/30/09 *	23.84	75.34
		6/8/09	22.95	76.23
		7/7/09	23.05	76.13
		8/31/09	23.45	75.73
		9/27/09	22.78	76.40
		10/29/09	22.55	76.63
		11/5/09	22.36	76.82
		12/23/09	21.15	78.03
		1/12/2010 *	20.68	78.50
		2/18/2010 *	20.71	78.47
		3/10/10	20.52	78.66
		4/8/2010*	19.61	79.57
		5/21/2010*	20.90	78.28
		6/7/10	20.96	78.22
		7/13/10	21.81	77.37
		7/31/2010 *	NG	--
		8/16/2010*	22.95	76.23
		9/20/10	23.19	75.99
		10/26/2010*	22.04	77.14
		11/23/2010*	22.58	76.60
		12/20/10	22.80	76.38
		2/3/11	23.53	75.65
3/22/11	21.75	77.43		
4/26/11	21.14	78.04		
5/25/11	21.11	78.07		
6/29/11	21.45	77.73		
7/28/11	22.63	76.55		
8/2/11	23.27	75.91		
9/22/11	21.69	77.49		
10/6/11	21.53	77.65		
11/3/11	21.76	77.42		
12/8/11	21.89	77.29		
3/1/12	21.81	77.37		
6/5/12	23.43	75.75		
8/23/12	23.88	75.30		
12/6/12	22.72	76.46		
3/11/12	22.15	77.03		
6/6/13	23.04	76.14		
9/12/13	25.35	73.83		
12/18/13	27.30	71.88		
3/19/14	21.85	77.33		
6/16/14	NG	NG		

Abandoned on June 30, 2014

Table 1
Monitoring Well Water Table Elevation
 7-Eleven Store No. 22281
 Fallston, Maryland

Well	Top of Casing	Date	Depth to Water	Corrected Elevation
MW-2 Installed- 7/6/05 Well Depth: 31' Screen: 10.5'-31' 4" diameter	98.1	7/26/05	24.95	73.15
		11/22/05	24.96	73.14
		3/16/06	24.28	73.82
		4/25/06	24.81	73.29
		5/12/06	24.86	73.24
		6/30/06	23.99	74.11
		7/13/06	23.21	74.89
		8/11/06	23.89	74.21
		9/12/06	24.67	73.43
		10/23/06	24.74	73.36
		11/21/06	23.90	74.20
		12/7/06	23.67	74.43
		1/29/07	24.12	73.98
		2/20/07	24.39	73.71
		3/28/07	24.26	73.84
		4/12/07	24.07	74.03
		5/14/07	24.00	74.10
		6/22/07	24.97	73.13
		7/30/07	24.31	73.79
		8/23/07	26.00	72.10
		9/25/07	26.53	71.57
		10/15/07	26.78	71.32
		11/26/07	26.02	72.08
		12/14/07	26.25	71.85
		1/29/08	25.69	72.41
		2/18/08	25.43	72.67
		3/14/08	25.20	72.90
		4/15/08	25.38	72.72
		5/20/08	25.00	73.10
		6/18/08	25.05	73.05
		7/22/08	25.67	72.43
		8/20/08	26.22	71.88
		9/3/08	26.45	71.65
		10/30/08 *	NG	NG
		11/10/08	26.58	71.52
		11/24/08 *	NG	NG
		12/12/08 *	NG	NG
		12/22/08	26.22	71.88
		3/24/09	26.55	71.55
		4/30/09 *	25.82	72.28
		6/8/09	25.11	72.99
		7/7/09	25.16	72.94
		8/31/09	25.94	72.16
		9/27/09	25.53	72.57
		10/29/09	25.15	72.95
		11/5/09	25.88	72.22
		12/23/09	NG	NG
		1/12/2010 *	NG	NG
		2/18/2010 *	NG	NG
		3/10/10	23.03	75.07
		4/8/2010*	22.35	75.75
		5/21/2010*	24.11	73.99
		6/7/10	23.95	74.15
		7/13/10	25.22	72.88
		7/31/2010 *	NG	--
		8/16/2010*	25.72	72.38
		9/20/10	26.28	71.82
		10/26/2010*	25.58	72.52
		11/23/2010*	25.72	72.38
		12/20/10	25.81	72.29
		2/3/11	26.17	71.93
		3/22/11	24.20	73.90
		4/26/11	23.62	74.48
		5/25/11	23.63	74.47
		6/29/11	24.45	73.65
		7/28/11	25.38	72.72
		8/2/11	25.85	72.25
9/22/11	24.30	73.80		
10/6/11	23.79	74.31		
11/3/11	24.10	74.00		
12/8/11	24.00	74.10		
3/1/12	24.59	73.51		
6/5/12	25.62	72.48		
8/23/12	26.40	71.70		
12/6/12	25.75	72.35		
3/1/12	25.18	72.92		
6/6/13	25.21	72.89		
9/12/13	24.77	73.33		
12/18/13	24.38	73.72		
3/19/14	24.41	73.69		
6/16/14	NG	NG		

Abandoned on June 30, 2014

Table 1
Monitoring Well Water Table Elevation
 7-Eleven Store No. 22281
 Fallston, Maryland

Well	Top of Casing	Date	Depth to Water	Corrected Elevation
MW-3A Installed- 7/6/05 Well Depth: 30' Screen: 10.5'-30' 4" diameter	97.44	7/26/05	20.60	76.84
		11/22/05	20.21	77.23
		3/16/06	19.70	77.74
		4/25/06	20.11	77.33
		5/12/06	20.25	77.19
		6/30/06	20.33	77.11
		7/13/06	18.39	79.05
		8/11/06	19.09	78.35
		9/12/06	19.72	77.72
		10/23/06	19.77	77.67
		11/21/06	19.18	78.26
		12/7/06	18.81	78.63
		1/29/07	19.41	78.03
		2/20/07	19.95	77.49
		3/28/07	19.71	77.73
		4/12/07	19.23	78.21
		5/14/07	19.20	78.24
		6/22/07	20.26	77.18
		7/30/07	19.81	77.63
		8/23/07	21.50	75.94
		9/25/07	21.97	75.47
		10/15/07	22.35	75.09
		11/26/07	21.31	76.13
		12/14/07	22.21	75.23
		1/29/08	21.70	75.74
		2/18/08	21.12	76.32
		3/14/08	20.82	76.62
		4/15/08	23.18	74.26
		5/20/08	20.57	76.87
		6/18/08	20.35	77.09
		7/22/08	20.72	76.72
		8/20/08	21.26	76.18
		9/3/08	21.35	76.09
		10/30/08 *	NG	NG
		11/10/08	21.55	75.89
		11/24/08 *	NG	NG
		12/12/08 *	NG	NG
		12/22/08	21.52	75.92
		3/24/09	21.82	75.62
		4/30/09 *	21.16	76.28
		6/8/09	20.44	77.00
		7/7/09	20.26	77.18
		8/31/09	20.92	76.52
		9/27/09	20.24	77.20
		10/29/09	19.92	77.52
		11/5/09	19.55	77.89
		12/23/09	18.43	79.01
		1/12/2010 *	17.69	79.75
		2/18/2010 *	19.89	77.55
		3/10/10	17.75	79.69
		4/8/2010*	16.78	80.66
		5/21/2010*	17.03	80.41
		6/7/10	18.44	79.00
		7/13/10	19.17	78.27
		7/31/2010 *	NG	--
		8/16/2010*	19.80	77.64
		9/20/10	20.54	76.90
		10/26/2010*	19.72	77.72
		11/23/2010*	19.79	77.65
		12/20/10	20.14	77.30
		2/3/11	20.85	76.59
		3/22/11	19.00	78.44
		4/26/11	18.29	79.15
		5/25/11	18.37	79.07
		6/29/11	18.90	78.54
		7/28/11	20.02	77.42
		8/2/11	20.65	76.79
		9/22/11	19.01	78.43
		10/6/11	18.61	78.83
11/3/11	19.05	78.39		
12/8/11	19.30	78.14		
3/1/12	19.30	78.14		
6/5/12	20.85	76.59		
8/23/12	21.22	76.22		
12/6/12	19.97	77.47		
3/11/12	19.51	77.93		
6/6/13	20.00	77.44		
9/12/13	21.21	76.23		
12/18/13	22.22	75.22		
3/19/14	18.86	78.58		
6/16/14	NG	NG		

Abandoned on June 30, 2014

Table 1
Monitoring Well Water Table Elevation
 7-Eleven Store No. 22281
 Fallston, Maryland

Well	Top of Casing	Date	Depth to Water	Corrected Elevation
MW-3B Installed- 1/3/06 Well Depth: 80' Screen: 70-80' 4" diameter	98.06	2/22/06	18.60	79.46
		3/16/06	19.29	78.77
		4/25/06	19.60	78.46
		5/12/06	19.63	78.43
		6/30/06	19.55	78.51
		7/13/06	17.82	80.24
		8/11/06	18.76	79.30
		9/12/06	18.80	79.26
		10/23/06	19.23	78.83
		11/21/06	18.72	79.34
		12/7/06	18.92	79.14
		1/29/07	19.27	78.79
		2/20/07	19.42	78.64
		3/28/07	19.15	78.91
		4/12/07	18.73	79.33
		5/14/07	18.81	79.25
		6/22/07	19.76	78.30
		7/30/07	19.19	78.87
		8/23/07	22.02	76.04
		9/25/07	21.37	76.69
		10/15/07	22.00	76.06
		11/26/07	20.82	77.24
		12/14/07	22.16	75.90
		1/29/08	21.82	76.24
		2/18/08	20.47	77.59
		3/14/08	20.27	77.79
		4/15/08	21.09	76.97
		5/20/08	15.82	82.24
		6/18/08	19.67	78.39
		7/22/08	20.03	78.03
		8/20/08	20.90	77.16
		9/3/08	20.72	77.34
		10/30/08 *	NG	NG
		11/10/08	20.84	77.22
		11/24/08 *	NG	NG
		12/12/08 *	NG	NG
		12/22/08	20.77	77.29
		3/24/09	20.94	77.12
		4/30/09 *	20.49	77.57
		6/8/09	19.90	78.16
		7/7/09	20.02	78.04
		8/31/09	19.90	78.16
		9/27/09	19.92	78.14
		10/29/09	19.26	78.80
		11/5/09	19.25	78.81
		12/23/09	18.55	79.51
		1/12/2010 *	17.82	80.24
		2/18/2010 *	NG	NG
		3/10/10	17.47	80.59
		4/8/2010*	16.21	81.85
		5/21/2010*	17.10	80.96
		6/7/10	17.49	80.57
		7/13/10	18.41	79.65
		7/31/2010 *	NG	--
		8/16/2010*	18.97	79.09
		9/20/10	19.62	78.44
		10/26/2010*	18.80	79.26
11/23/2010*	19.36	78.70		
12/20/10	19.18	78.88		
2/3/11	21.95	76.11		
3/22/11	18.20	79.86		
4/26/11	18.03	80.03		
5/25/11	18.00	80.06		
6/29/11	18.12	79.94		
7/28/11	19.43	78.63		
8/2/11	19.97	78.09		
9/22/11	18.94	79.12		
10/6/11	18.49	79.57		
11/3/11	18.85	79.21		
12/8/11	18.52	79.54		
3/1/12	18.67	79.39		
6/5/12	19.80	78.26		
8/23/12	20.24	77.82		
12/6/12	19.35	78.71		
3/11/12	19.00	79.06		
6/6/13	19.35	78.71		
9/12/13	20.29	77.77		
12/18/13	21.48	76.58		
3/19/14	18.18	79.88		
6/16/14	NG	NG		

Abandoned on June 30, 2014

Table 1
Monitoring Well Water Table Elevation
 7-Eleven Store No. 22281
 Fallston, Maryland

Well	Top of Casing	Date	Depth to Water	Corrected Elevation
MW-4A Installed- 7/5/05 Well Depth: 35' Screen: 10-30.5' 4" diameter	88.68	7/26/05	15.57	73.11
		11/22/05	15.60	73.08
		3/16/06	14.87	73.81
		4/25/06	16.46	72.22
		5/12/06	15.51	73.17
		6/30/06	14.49	74.19
		7/13/06	13.75	74.93
		8/11/06	14.54	74.14
		9/12/06	15.29	73.39
		10/23/06	15.41	73.27
		11/21/06	14.54	74.14
		12/7/06	11.03	77.65
		1/29/07	13.32	75.36
		2/20/07	NG	NG
		3/28/07	14.80	73.88
		4/12/07	11.93	76.75
		5/14/07	11.36	77.32
		6/22/07	13.51	75.17
		7/30/07	12.23	76.45
		8/23/07	13.35	75.33
		9/25/07	15.68	73.00
		10/15/07	18.17	70.51
		11/26/07	15.55	73.13
		12/14/07	13.94	74.74
		1/29/08	13.91	74.77
		2/18/08	15.99	72.69
		3/14/08	15.73	72.95
		4/15/08	16.77	71.91
		5/20/08	12.45	76.23
		6/18/08	12.70	75.98
		7/22/08	13.98	74.70
		8/20/08	14.45	74.23
		9/3/08	14.79	73.89
		10/30/08 *	17.34	71.34
		11/10/08	17.36	71.32
		11/24/08 *	17.35	71.33
		12/12/08 *	17.33	71.35
		12/22/08	16.94	71.74
		1/6/09*	16.77	71.91
		1/19/09*	16.68	72.00
		1/28/09*	16.65	72.03
		2/4/09*	16.88	71.80
		2/16/09*	17.01	71.67
		3/4/09*	17.21	71.47
		3/24/09	17.31	71.37
		4/30/09 *	16.49	72.19
		6/8/09	15.80	72.88
		7/7/09	15.87	72.81
		8/31/09	16.69	71.99
		9/27/09	16.30	72.38
10/29/09	15.91	72.77		
11/5/09	15.59	73.09		
12/23/09	14.73	73.95		
1/12/2010 *	14.15	74.53		
2/18/2010 *	14.30	74.38		
3/10/10	13.64	75.04		
4/8/2010*	13.01	75.67		
5/21/2010* C232	14.28	74.40		
6/7/10	14.76	73.92		
7/13/10	15.74	72.94		
7/31/2010 *	16.11	72.57		
8/16/2010*	16.46	72.22		
9/20/10	17.12	71.56		
10/26/2010*	16.19	72.49		
11/23/2010*	16.56	72.12		
12/20/10	16.62	72.06		
2/3/11	16.90	71.78		
3/22/11	14.95	73.73		
4/26/11	14.32	74.36		
5/25/11	14.35	74.33		
6/29/11	15.28	73.40		
7/28/11	16.17	72.51		
8/2/11	16.62	72.06		
9/22/11	15.60	73.08		
10/6/11	13.56	75.12		
11/3/11	14.82	73.86		
12/8/11	14.80	73.88		
3/1/12	16.48	72.20		
6/5/12	16.44	72.24		
8/23/12	17.13	71.55		
12/6/12	15.57	73.11		
3/11/12	15.94	72.74		
6/6/13	15.97	72.71		
9/12/13	15.80	72.88		
12/18/13	15.50	73.18		
3/19/14	15.11	73.57		
6/16/14	13.96	74.72		
9/26/14	16.36	72.32		
12/8/14	16.46	72.22		
3/24/15	15.92	72.76		
6/23/15	15.52	73.16		
9/22/15	16.41	72.27		
12/21/15	16.58	72.10		
3/9/16	14.50	74.18		
6/8/16	15.89	72.79		
9/19/16	17.45	71.23		

Table 1
Monitoring Well Water Table Elevation
 7-Eleven Store No. 22281
 Fallston, Maryland

Well	Top of Casing	Date	Depth to Water	Corrected Elevation
MW-4B Installed- 1/4/06 Well Depth: 60' Screen: 45-60' 4" diameter	89.43	2/22/06	15.44	73.99
		3/16/06	15.70	73.73
		4/25/06	16.29	73.14
		5/12/06	16.34	73.09
		6/30/06	15.35	74.08
		7/13/06	14.58	74.85
		8/11/06	15.20	74.23
		9/12/06	16.11	73.32
		10/23/06	16.07	73.36
		11/21/06	15.23	74.20
		12/7/06	15.17	74.26
		1/29/07	15.09	74.34
		2/20/07	NG	NG
		3/28/07	15.82	73.61
		4/12/07	15.83	73.60
		5/14/07	15.25	74.18
		6/22/07	16.20	73.23
		7/30/07	15.76	73.67
		8/23/07	17.03	72.40
		9/25/07	18.00	71.43
		10/15/07	14.42	75.01
		11/26/07	17.93	71.50
		12/14/07	17.72	71.71
		1/29/08	17.09	72.34
		2/18/08	17.07	72.36
		3/14/08	16.72	72.71
		4/15/08	17.31	72.12
		5/20/08	16.77	72.66
		6/18/08	16.43	73.00
		7/22/08	16.96	72.47
		8/20/08	17.49	71.94
		9/3/08	17.97	71.46
		10/30/08 *	18.09	71.34
		11/10/08	18.10	71.33
		11/24/08 *	18.06	71.37
		12/12/08 *	18.12	71.31
		12/22/08	17.77	71.66
		1/6/09*	17.68	71.75
		1/19/09*	17.64	71.79
		1/28/09*	17.60	71.83
		2/4/09*	17.63	71.80
		2/16/09*	17.67	71.76
		3/4/09*	17.75	71.68
		3/24/09	18.10	71.33
		4/30/09 *	17.44	71.99
		6/8/09	17.14	72.29
		7/7/09	16.66	72.77
		8/31/09	17.44	71.99
		9/27/09	17.17	72.26
		10/29/09	16.72	72.71
		11/5/09	16.60	72.83
		12/23/09	15.58	73.85
		1/12/2010 *	15.04	74.39
		2/18/2010 *	15.27	74.16
		3/10/10	14.58	74.85
		4/8/2010*	13.83	75.60
5/21/2010*	14.95	74.48		
6/7/10	16.48	72.95		
7/13/10	16.47	72.96		
7/31/2010 *	16.83	72.60		
8/16/2010*	16.17	73.26		
9/20/10	17.86	71.57		
10/26/2010*	16.92	72.51		
11/23/2010*	17.35	72.08		
12/20/10	17.39	72.04		
2/3/11	17.60	71.83		
3/22/11	15.63	73.80		
4/26/11	15.36	74.07		
5/25/11	15.10	74.33		
6/29/11	16.01	73.42		
7/28/11	16.94	72.49		
8/2/11	17.17	72.26		
9/22/11	16.00	73.43		
10/6/11	15.62	73.81		
11/3/11	15.50	73.93		
12/8/11	15.60	73.83		
3/1/12	16.23	73.20		
6/5/12	17.12	72.31		
8/23/12	17.81	71.62		
12/6/12	17.52	71.91		
3/11/12	16.73	72.70		
6/6/13	16.76	72.67		
9/12/13	16.14	73.29		
12/18/13	16.18	73.25		
3/19/14	15.82	73.61		
6/16/14	14.74	74.69		
9/26/14	16.76	72.67		
12/8/14	17.14	72.29		
3/24/15	16.70	72.73		
6/23/15	16.32	73.11		
9/22/15	17.00	72.43		
12/21/15	17.37	72.06		
3/9/16	15.29	74.14		
6/8/16	16.61	72.82		
9/19/16	18.10	71.33		

Table 1
Monitoring Well Water Table Elevation
 7-Eleven Store No. 22281
 Fallston, Maryland

Well	Top of Casing	Date	Depth to Water	Corrected Elevation
MW-5 Installed- 7/5/05 Well Depth: 35' Screen: 10.5'-35' 4" diameter	93.29	7/26/05	20.21	73.08
		11/22/05	20.15	73.14
		3/16/06	19.55	73.74
		4/25/06	20.05	73.24
		5/12/06	20.09	73.20
		6/30/06	19.16	74.13
		7/13/06	18.45	74.84
		8/11/06	19.15	74.14
		9/12/06	19.90	73.39
		10/23/06	20.00	73.29
		11/21/06	19.14	74.15
		12/7/06	18.99	74.30
		1/29/07	19.41	73.88
		2/20/07	19.80	73.49
		3/28/07	19.29	74.00
		4/12/07	19.33	73.96
		5/14/07	19.28	74.01
		6/22/07	20.20	73.09
		7/30/07	20.24	73.05
		8/23/07	21.26	72.03
		9/25/07	21.79	71.50
		10/15/07	22.03	71.26
		11/26/07	21.48	71.81
		12/14/07	21.46	71.83
		1/29/08	21.02	72.27
		2/18/08	20.18	73.11
		3/14/08	20.45	72.84
		4/15/08	20.25	73.04
		5/20/08	20.25	73.04
		6/18/08	20.33	72.96
		7/22/08	20.96	72.33
		8/20/08	21.49	71.80
		9/3/08	21.71	71.58
		10/30/08 *	NG	NG
		11/10/08	21.81	71.48
		11/24/08 *	NG	NG
		12/12/08 *	NG	NG
		12/22/08	21.38	71.91
		3/24/09	21.81	71.48
		4/30/09 *	21.06	72.23
		6/8/09	20.37	72.92
		7/7/09	20.44	72.85
		8/31/09	21.21	72.08
		9/27/09	20.79	72.50
		10/29/09	20.40	72.89
		11/5/09	20.12	73.17
		12/23/09	19.26	74.03
		1/12/2010 *	18.70	74.59
		2/18/2010 *	18.82	74.47
		3/10/10	18.23	75.06
		4/8/2010*	17.66	75.63
		5/21/2010*	18.42	74.87
		6/7/10	19.26	74.03
		7/13/10	19.56	73.73
		7/31/2010 *	NG	--
		8/16/2010*	20.90	72.39
		9/20/10	21.55	71.74
		10/26/2010*	20.20	73.09
		11/23/2010*	21.00	72.29
		12/20/10	21.06	72.23
		2/3/11	21.35	71.94
		3/22/11	19.46	73.83
		4/26/11	18.92	74.37
		5/25/11	18.96	74.33
		6/29/11	19.78	73.51
		7/28/11	20.67	72.62
		8/2/11	21.15	72.14
		9/22/11	19.60	73.69
		10/6/11	18.93	74.36
		11/3/11	19.20	74.09
		12/8/11	19.30	73.99
		3/1/12	19.94	73.35
6/5/12	20.91	72.38		
8/23/12	21.64	71.65		
12/6/12	21.01	72.28		
3/11/12	20.45	72.84		
6/6/13	20.51	72.78		
9/12/13	20.13	73.16		
12/18/13	19.71	73.58		
3/19/14	19.74	73.55		
6/16/14	18.55	74.74		
9/26/14	20.75	72.54		
12/8/14	20.99	72.30		
3/24/15	20.50	72.79		
6/23/15	20.15	73.14		
9/22/15	20.94	72.35		
12/21/15	21.10	72.19		
3/9/16	19.15	74.14		
6/8/16	20.42	72.87		
9/19/16	21.98	71.31		

Table 1
Monitoring Well Water Table Elevation
 7-Eleven Store No. 22281
 Fallston, Maryland

Well	Top of Casing	Date	Depth to Water	Corrected Elevation
MW-6 Installed- 7/5/05 Well Depth: 25' Screen: 5.5'-25' 4" diameter	84.01	7/26/05	12.70	71.31
		11/22/05	12.63	71.38
		3/16/06	12.17	71.84
		4/25/06	12.41	71.60
		5/12/06	12.55	71.46
		6/30/06	10.39	73.62
		7/13/06	11.18	72.83
		8/11/06	10.47	73.54
		9/12/06	12.37	71.64
		10/23/06	12.43	71.58
		11/21/06	11.46	72.55
		12/7/06	11.85	72.16
		1/29/07	12.11	71.90
		2/20/07	12.28	71.73
		3/28/07	11.42	72.59
		4/12/07	11.92	72.09
		5/14/07	11.60	72.41
		6/22/07	12.76	71.25
		7/30/07	12.58	71.43
		8/23/07	12.65	71.36
		9/25/07	13.99	70.02
		10/15/07	14.08	69.93
		11/26/07	13.62	70.39
		12/14/07	13.41	70.60
		1/29/08	13.10	70.91
		2/18/08	12.72	71.29
		3/14/08	12.56	71.45
		4/15/08	12.62	71.39
		5/20/08	12.47	71.54
		6/18/08	12.76	71.25
		7/22/08	13.03	70.98
		8/20/08	13.77	70.24
		9/3/08	13.95	70.06
		10/30/08 *	13.98	70.03
		11/10/08	13.94	70.07
		11/24/08 *	13.92	70.09
		12/12/08 *	NG	NG
		12/22/08	13.34	70.67
		1/19/09*	13.37	70.64
		2/16/09*	13.66	70.35
		3/24/09	13.87	70.14
		4/30/09 *	13.04	70.97
		6/8/09	12.75	71.26
		7/7/09	12.89	71.12
		8/31/09	13.43	70.58
		9/27/09	13.10	70.91
		10/29/09	12.65	71.36
		11/5/09	12.39	71.62
		12/23/09	11.95	72.06
		1/12/2010 *	11.58	72.43
2/18/2010 *	11.71	72.30		
3/10/10	10.82	73.19		
4/8/2010*	10.75	73.26		
5/21/2010*	11.80	72.21		
6/7/10	12.17	71.84		
7/13/10	13.17	70.84		
7/31/2010 *	13.15	70.86		
8/16/2010*	13.43	70.58		
9/20/10	13.90	70.11		
10/26/2010*	13.10	70.91		
11/23/2010*	13.40	70.61		
12/20/10	13.42	70.59		
2/3/11	13.58	70.43		
3/22/11	11.77	72.24		
4/26/11	11.50	72.51		
5/25/11	11.64	72.37		
6/29/11	12.55	71.46		
7/28/11	13.09	70.92		
8/2/11	13.51	70.50		
9/22/11	12.20	71.81		
10/6/11	11.70	72.31		
11/3/11	12.11	71.90		
12/8/11	11.91	72.10		
3/1/12	12.52	71.49		
6/5/12	13.02	70.99		
8/23/12	13.80	70.21		
12/6/12	13.33	70.68		
3/11/12	12.69	71.32		
6/6/13	12.89	71.12		
9/12/13	13.04	70.97		
12/18/13	12.40	71.61		
3/19/14	12.10	71.91		
6/6/14	11.55	72.46		
9/26/14	13.51	70.50		
12/8/14	13.31	70.70		
3/24/15	12.70	71.31		
6/23/15	12.67	71.34		
9/22/15	13.61	70.40		
12/21/15	13.56	70.45		
3/9/16	11.93	72.08		
6/8/16	13.15	70.86		
9/19/16	14.40	69.61		

Table 1
Monitoring Well Water Table Elevation
 7-Eleven Store No. 22281
 Fallston, Maryland

Well	Top of Casing	Date	Depth to Water	Corrected Elevation
MW-7 Installed- 7/6/05 Well Depth: 30.5' Screen: 10'-30.5' 4" diameter	97.15	7/26/05	20.10	77.05
		11/22/05	19.64	77.51
		3/16/06	19.19	77.96
		4/25/06	19.61	77.54
		5/12/06	19.72	77.43
		6/30/06	19.24	77.91
		7/13/06	17.57	79.58
		8/11/06	18.68	78.47
		9/12/06	19.67	77.48
		10/23/06	19.30	77.85
		11/21/06	18.38	78.77
		12/7/06	18.16	78.99
		1/29/07	18.84	78.31
		2/20/07	19.50	77.65
		3/28/07	19.01	78.14
		4/12/07	18.67	78.48
		5/14/07	18.65	78.50
		6/22/07	19.81	77.34
		7/30/07	19.78	77.37
		8/23/07	21.08	76.07
		9/25/07	21.55	75.60
		10/15/07	21.94	75.21
		11/26/07	20.97	76.18
		12/14/07	21.70	75.45
		1/29/08	21.19	75.96
		2/18/08	20.53	76.62
		3/14/08	20.16	76.99
		4/15/08	20.43	76.72
		5/20/08	20.04	77.11
		6/18/08	19.86	77.29
		7/22/08	20.28	76.87
		8/20/08	20.84	76.31
		9/3/08	20.96	76.19
		10/30/08 *	NG	NG
		11/10/08	21.11	76.04
		11/24/08 *	NG	NG
		12/12/08 *	NG	NG
		12/22/08	20.98	76.17
		1/28/09*	20.73	76.42
		2/4/09*	20.79	76.36
		3/24/09	21.30	75.85
		4/30/09 *	20.50	76.65
		6/8/09	19.91	77.24
		7/7/09	19.87	77.28
		8/31/09	20.42	76.73
		9/27/09	19.74	77.41
		10/29/09	19.37	77.78
		11/5/09	18.92	78.23
		12/23/09	17.74	79.41
		1/12/2010 *	17.17	79.98
		2/18/2010 *	NG	NG
		3/10/10	16.99	80.16
		4/8/2010*	16.25	80.90
		5/21/2010*	17.07	80.08
		6/7/10	17.99	79.16
		7/13/10	18.78	78.37
7/31/2010 *	NG	--		
8/16/2010*	19.40	77.75		
9/20/10	20.12	77.03		
10/26/2010*	18.80	78.35		
11/23/2010*	19.27	77.88		
12/20/10	19.55	77.60		
2/3/11	20.35	76.80		
3/22/11	18.18	78.97		
4/26/11	17.65	79.50		
5/25/11	17.87	79.28		
6/29/11	18.50	78.65		
7/28/11	19.66	77.49		
8/2/11	20.28	76.87		
9/22/11	18.28	78.87		
10/6/11	17.96	79.19		
11/3/11	18.60	78.55		
12/8/11	18.70	78.45		
3/1/12	18.80	78.35		
6/5/12	20.37	76.78		
8/23/12	20.84	76.31		
12/6/12	19.46	77.69		
3/11/12	19.93	77.22		
6/6/13	19.51	77.64		
9/12/13	20.66	76.49		
12/18/13	21.50	75.65		
3/19/14	18.60	78.55		
6/16/14	17.64	79.51		
9/26/14	19.44	77.71		
12/8/14	19.38	77.77		
3/24/15	19.60	77.55		
6/23/15	18.60	78.55		
9/22/15	19.24	77.91		
12/21/15	19.13	78.02		
3/9/16	17.1	80.05		
6/8/16	18.52	78.63		
9/19/16	20.27	76.88		

Table 1
Monitoring Well Water Table Elevation
 7-Eleven Store No. 22281
 Fallston, Maryland

Well	Top of Casing	Date	Depth to Water	Corrected Elevation
MW-8A Installed- 3/21/07 Well Depth: 30.' Screen: 5'-30' 4" diameter	75.07	3/28/07	6.41	68.66
		4/12/07	7.82	67.25
		5/14/07	7.79	67.28
		6/22/07	8.73	66.34
		7/30/07	8.59	66.48
		8/23/07	8.95	66.12
		9/25/07	9.60	65.47
		10/15/07	9.10	65.97
		11/26/07	9.12	65.95
		12/14/07	9.02	66.05
		1/29/08	8.42	66.65
		2/18/08	7.39	67.68
		3/14/08	8.58	66.49
		4/15/08	8.75	66.32
		5/20/08	8.56	66.51
		6/18/08	9.00	66.07
		7/22/08	9.40	65.67
		8/20/08	9.76	65.31
		9/3/08	8.86	66.21
		10/30/08 *	NG	NG
		11/10/08	9.50	65.57
		11/24/08 *	NG	NG
		12/12/08 *	NG	NG
		12/22/08	9.00	66.07
		3/24/09	9.47	65.60
		4/30/09 *	9.03	66.04
		6/8/09	8.89	66.18
		7/7/09	9.31	65.76
		8/31/09	9.46	65.61
		9/27/09	9.06	66.01
		10/29/09	8.57	66.50
		11/5/09	8.82	66.25
		12/23/09	8.67	66.40
		1/12/2010 *	NG	NG
		2/18/2010 *	NG	NG
		3/10/10	8.05	67.02
		4/8/2010*	8.25	66.82
		5/21/2010*	8.89	66.18
		6/7/10	9.01	66.06
		7/13/10	9.99	65.08
		7/31/2010 *	NG	--
		8/16/2010*	7.83	67.24
		9/20/10	9.92	65.15
		10/26/2010*	9.44	65.63
		11/23/2010*	9.48	65.59
		12/20/10	9.32	65.75
		2/3/11	9.02	66.05
		3/22/11	8.48	66.59
		4/26/11	8.44	66.63
		5/25/11	8.67	66.40
		6/29/11	9.30	65.77
		7/28/11	9.73	65.34
		8/2/11	9.75	65.32
		9/22/11	9.15	65.92
		10/6/11	8.90	66.17
		11/3/11	8.98	66.09
		12/8/11	8.36	66.71
		3/1/12	8.78	66.29
		6/5/12	9.34	65.73
		8/23/12	10.05	65.02
		12/6/12	9.72	65.35
		3/11/12	9.31	65.76
		6/6/13	9.57	65.50
		9/12/13	10.04	65.03
		12/18/13	9.45	65.62
		3/19/14	9.43	65.64
6/16/14	9.95	65.12		
9/26/14	10.38	64.69		
12/8/14	10.47	64.60		
3/24/15	10.27	64.80		
6/23/15	10.30	64.77		
9/22/15	10.88	64.19		
12/21/15	10.71	64.36		
3/9/16	10.24	64.83		
6/8/16	10.82	64.25		
9/19/16	11.27	63.80		

Table 1
Monitoring Well Water Table Elevation
 7-Eleven Store No. 22281
 Fallston, Maryland

Well	Top of Casing	Date	Depth to Water	Corrected Elevation
MW-8B Installed-10/2/07 Well Depth: 50' Screen: 45'-50' 4" diameter	74.74	10/3/07	8.26	66.48
		10/15/07	8.22	66.52
		11/26/07	8.30	66.44
		12/14/07	7.82	66.92
		1/29/08	7.31	67.43
		2/18/08	8.60	66.14
		3/14/08	7.25	67.49
		4/15/08	7.42	67.32
		5/20/08	7.36	67.38
		6/18/08	7.63	67.11
		7/22/08	8.02	66.72
		8/20/08	8.09	66.65
		9/3/08	8.38	66.36
		10/30/08 *	NG	NG
		11/10/08	8.37	66.37
		11/24/08 *	NG	NG
		12/12/08 *	NG	NG
		12/22/08	8.17	66.57
		3/24/09	9.58	65.16
		4/30/09 *	9.11	65.63
		6/8/09	8.38	66.36
		7/7/09	8.79	65.95
		8/31/09	8.92	65.82
		9/27/09	7.85	66.89
		10/29/09	9.42	65.32
		11/5/09	NG	NG
		12/23/09	7.10	67.64
		1/12/2010 *	NG	NG
		2/18/2010 *	NG	NG
		3/10/10	7.23	67.51
		4/8/2010*	7.41	67.33
		5/21/2010*	8.20	66.54
		6/7/10	7.22	67.52
		7/13/10	9.28	65.46
		7/31/2010 *	NG	--
		8/16/2010*	9.64	65.10
		9/20/10	8.49	66.25
		10/26/2010*	7.99	66.75
		11/23/2010*	7.97	66.77
		12/20/10	8.01	66.73
		2/3/11	8.25	66.49
		3/22/11	7.80	66.94
		4/26/11	7.26	67.48
		5/25/11	7.43	67.31
		6/29/11	7.88	66.86
		7/28/11	8.03	66.71
		8/2/11	8.30	66.44
		9/22/11	7.98	66.76
		10/6/11	6.21	92.50
		11/3/11	7.37	91.34
12/8/11	7.40	67.34		
3/1/12	7.69	67.05		
6/5/12	8.08	66.66		
8/23/12	9.55	65.19		
12/6/12	8.34	66.40		
3/11/12	7.97	66.77		
6/6/13	8.01	66.73		
9/12/13	8.53	66.21		
12/18/13	8.00	66.74		
3/19/14	7.74	67.00		
6/16/14	8.12	66.62		
9/26/14	8.97	65.77		
12/8/14	8.92	65.82		
3/24/15	8.06	66.68		
6/23/15	8.61	66.13		
9/22/15	9.08	65.66		
12/21/15	8.98	65.76		
3/9/16	7.45	67.29		
6/8/16	9.09	65.65		
9/19/16	9.61	65.13		
MW-8C Installed-10/12/15 &10/13/15 Well Depth: 190' Bedrock MW 6" diameter	64.17	12/21/15	10.70	53.47
		3/9/16	7.53	56.64
		6/8/16	9.31	54.86
		9/19/16	11.31	52.86

Table 1
Monitoring Well Water Table Elevation
 7-Eleven Store No. 22281
 Fallston, Maryland

Well	Top of Casing	Date	Depth to Water	Corrected Elevation
MW-9 Installed-1/21/10 Well Depth: 35' Screen: 5'-35' 4" diameter	86.29	3/10/10	12.35	73.94
		4/8/2010*	12.10	74.19
		5/21/2010*	13.26	73.03
		6/7/10	13.60	72.69
		7/13/10	14.33	71.96
		7/31/2010 *	14.69	71.60
		8/16/2010*	15.03	71.26
		9/20/10	16.61	69.68
		10/26/2010*	14.60	71.69
		11/23/2010*	15.02	71.27
		12/20/10	15.24	71.05
		2/3/11	15.30	70.99
		3/22/11	13.45	72.84
		4/26/11	12.89	73.40
		5/25/11	12.97	73.32
		6/29/11	13.98	72.31
		7/28/11	15.77	70.52
		8/2/11	15.09	71.20
		9/22/11	13.65	72.64
		10/6/11	13.19	73.10
		11/3/11	13.50	72.79
		12/8/11	13.43	72.86
		3/1/12	14.00	72.29
		6/5/12	14.75	71.54
		8/23/12	15.52	70.77
		12/6/12	14.99	71.30
		3/11/12	14.34	71.95
		6/6/13	14.48	71.81
		9/12/13	14.51	71.78
		12/18/13	14.01	72.28
		3/19/14	13.63	72.66
		6/16/14	12.79	73.50
		9/26/14	15.03	71.26
		12/8/14	14.97	71.32
3/24/15	14.35	71.94		
6/23/15	14.12	72.17		
9/22/15	15.12	71.17		
12/21/15	15.15	71.14		
3/9/16	13.19	73.10		
6/8/16	14.56	71.73		
9/19/16	16.04	70.25		
MW-10 Installed-1/21/10 Well Depth: 35' Screen: 5'-35' 4" diameter	86.28	3/10/10	11.50	74.78
		4/8/2010*	10.90	75.38
		5/21/2010*	12.15	74.13
		6/7/10	12.69	73.59
		7/13/10	13.50	72.78
		7/31/2010 *	13.81	72.47
		8/16/2010*	14.18	72.10
		9/20/10	14.86	71.42
		10/26/2010*	13.92	72.36
		11/23/2010*	14.29	71.99
		12/20/10	14.46	71.82
		2/3/11	14.59	71.69
		3/22/11	16.76	69.52
		4/26/11	12.10	74.18
		5/25/11	12.13	74.15
		6/29/11	13.03	73.25
		7/28/11	13.92	72.36
		8/2/11	14.35	71.93
		9/22/11	12.84	73.44
		10/6/11	12.33	73.95
		11/3/11	12.63	73.65
		12/8/11	12.51	73.77
		3/1/12	13.34	72.94
		6/5/12	14.11	72.17
		8/23/12	14.85	71.43
		12/6/12	14.27	72.01
		3/11/12	13.65	72.63
		6/6/13	13.73	72.55
		9/12/13	13.56	72.72
		12/18/13	13.34	72.94
		3/19/14	12.90	73.38
		6/16/14	11.80	74.48
		9/26/14	14.08	72.20
		12/8/14	14.36	71.92
3/24/15	13.60	72.68		
6/23/15	13.36	72.92		
9/22/15	14.28	72.00		
12/21/15	14.33	71.95		
3/9/16	12.29	73.99		
6/8/16	13.62	72.66		
9/19/16	15.25	71.03		

Table 1
Monitoring Well Water Table Elevation
 7-Eleven Store No. 22281
 Fallston, Maryland

Well	Top of Casing	Date	Depth to Water	Corrected Elevation
MW-11 Installed-12/20/10 Well Depth: 35' Screen: 10'-35' 2" diameter	86.20	2/3/11	14.56	71.64
		3/22/11	12.63	73.57
		4/26/11	12.01	74.19
		5/25/11	12.08	74.12
		6/29/11	12.96	73.24
		7/28/11	13.84	72.36
		8/2/11	14.30	71.90
		9/22/11	12.78	73.42
		10/6/11	12.26	73.94
		11/3/11	12.57	73.63
		12/8/11	12.40	73.80
		3/1/12	13.31	72.89
		6/5/12	13.98	72.22
		8/23/12	14.77	71.43
		12/6/12	14.20	72.00
		3/1/12	13.59	72.61
		6/6/13	13.65	72.55
		9/12/13	13.49	72.71
		12/18/13	13.36	72.84
		3/19/14	12.83	73.37
6/16/14	11.73	74.47		
9/26/14	14.03	72.17		
12/8/14	14.33	71.87		
3/24/15	13.53	72.67		
6/23/15	13.38	72.82		
9/22/15	14.25	71.95		
12/21/15	14.25	71.95		
3/9/16	12.27	73.93		
6/8/16	13.54	72.66		
9/19/16	15.20	71.00		
MW-12 Installed-12/21/10 Well Depth: 35' Screen: 10'-35' 2" diameter	87.39	2/3/11	15.76	71.63
		3/22/11	13.68	73.71
		4/26/11	13.18	74.21
		5/25/11	13.23	74.16
		6/29/11	14.16	73.23
		7/28/11	15.05	72.34
		8/2/11	15.48	71.91
		9/22/11	13.91	73.48
		10/6/11	13.42	73.97
		11/3/11	13.71	73.68
		12/8/11	13.55	73.84
		3/1/12	14.36	73.03
		6/5/12	15.10	72.29
		8/23/12	15.98	71.41
		12/6/12	15.42	71.97
		3/1/12	14.77	72.62
		6/6/13	14.85	72.54
		9/12/13	14.75	72.64
		12/18/13	14.40	72.99
		3/19/14	13.98	73.41
6/16/14	12.91	74.48		
9/26/14	15.27	72.12		
12/8/14	15.45	71.94		
3/24/15	14.77	72.62		
6/23/15	14.48	72.91		
9/22/15	15.34	72.05		
12/21/15	15.46	71.93		
3/9/16	13.35	74.04		
6/8/16	14.76	72.63		
9/19/16	16.33	71.06		
MW-13 Installed-12/20/10 Well Depth: 35' Screen: 10'-35' 2" diameter	86.06	2/3/11	15.55	70.51
		3/22/11	13.47	72.59
		4/26/11	13.14	72.92
		5/25/11	13.25	72.81
		6/29/11	14.27	71.79
		7/28/11	14.77	71.29
		8/2/11	15.25	70.81
		9/22/11	13.79	72.27
		10/6/11	13.32	72.74
		11/3/11	13.66	72.40
		12/8/11	13.44	72.62
		3/1/12	14.19	71.87
		6/5/12	14.69	71.37
		8/23/12	15.65	70.41
		12/6/12	15.13	70.93
		3/1/12	14.42	71.64
		6/6/13	14.58	71.48
		9/12/13	14.72	71.34
		12/18/13	14.15	71.91
		3/19/14	13.72	72.34
6/16/14	12.92	73.14		
9/26/14	15.22	70.84		
12/8/14	15.09	70.97		
3/24/15	14.40	71.66		
6/23/15	14.15	71.91		
9/22/15	15.33	70.73		
12/21/15	15.27	70.79		
3/9/16	13.34	72.72		
6/8/16	14.73	71.33		
9/19/16	16.23	69.83		

Table 1
Monitoring Well Water Table Elevation
 7-Eleven Store No. 22281
 Fallston, Maryland

Well	Top of Casing	Date	Depth to Water	Corrected Elevation
HW-1 Installed- 10/89 Well Depth: 20' Screen: 3'-20' 4" diameter <i>* destroyed during 10/08 excavation activities</i>	92.69	3/16/06	19.31	73.38
		6/30/06	17.88	74.81
		7/13/06	17.57	75.12
		8/11/06	18.49	74.20
		9/12/06	19.20	73.49
		10/23/06	19.31	73.38
		11/21/06	18.27	74.42
		12/7/06	18.22	74.47
		1/29/07	18.30	74.39
		2/20/07	18.31	74.38
		3/28/07	18.71	73.98
		4/12/07	18.51	74.18
		5/14/07	18.32	74.37
		6/22/07	18.82	73.87
		7/30/07	18.79	73.90
		8/23/07	19.56	73.13
		9/25/07	Dry	Dry
		10/15/07	19.56	73.13
		11/26/07	Dry	Dry
		12/14/07	Dry	Dry
		1/29/08	19.85	72.84
		2/18/08	19.62	73.07
		3/14/08	19.62	73.07
		4/15/08	19.53	73.16
		5/20/08	19.32	73.37
		6/18/08	19.53	73.16
		7/22/08	19.76	72.93
		8/20/08	19.82	72.87
		9/3/08	19.84	72.85
		10/30/08	Destroyed	-
		HW-2 Installed- 10/89 Well Depth: 19.5' Screen: 3'-19.5' 4" diameter	102	3/16/06
6/30/06	19.49			82.51
7/13/06	Dry			Dry
8/11/06	Dry			Dry
9/12/06	Dry			Dry
10/23/06	Dry			Dry
11/21/06	Dry			Dry
12/7/06	Dry			Dry
1/29/07	Dry			Dry
2/20/07	Dry			Dry
3/28/07	19.32			82.68
4/12/07	Dry			Dry
5/14/07	Dry			Dry
6/22/07	Dry			Dry
7/30/07	Dry			Dry
8/23/07	Dry			Dry
9/25/07	Dry			Dry
10/15/07	Dry			Dry
11/26/07	Dry			Dry
12/14/07	Dry			Dry
1/29/08	Dry			Dry
2/18/08	Dry			Dry
3/14/08	Dry			Dry
4/15/08	Dry			Dry
5/20/08	Dry			Dry
6/18/08	Dry			Dry
7/22/08	Dry			Dry
8/20/08	Dry			Dry
9/3/08	Dry			Dry
10/30/08 *	NG			--
11/10/08	Dry			Dry
11/24/08 *	NG			NG
12/12/08 *	NG			NG
12/22/08	Dry			Dry
3/24/09	Dry			Dry
4/30/09 *	Dry			Dry
6/8/09	Dry			Dry
7/7/09	Dry			Dry
8/31/09	Dry			Dry
9/27/09	Dry			Dry
10/29/09	Dry			Dry
11/5/09	Dry			Dry
12/23/09	Dry			Dry
1/12/2010 *	Dry			Dry
2/18/2010 *	NG			--
3/10/10	Dry			Dry
4/8/2010*	Dry			Dry
5/21/2010*	Dry			Dry
6/7/10	NG			--
7/13/10	NG			--
7/31/2010 *	NG			--
8/16/2010*	NG	--		
9/20/10	Dry	Dry		
10/26/2010*	NG	--		
11/23/10	NG	--		
12/20/10	NG	--		
2/3/11	NG	--		
3/22/11	NG	--		
4/26/11	Dry	Dry		
5/25/11	Dry	Dry		
6/29/11	Dry	Dry		
7/28/11	Dry	Dry		
8/2/11	Dry	Dry		
9/22/11	Dry	Dry		
10/6/11	Dry	Dry		
11/3/11	Dry	Dry		
12/8/11	Dry	Dry		
3/1/12	Dry	Dry		
6/5/12	Dry	Dry		
8/23/12	Dry	Dry		
12/6/12	Dry	Dry		
3/1/13	Dry	Dry		
6/6/13	Dry	Dry		
9/12/13	Dry	Dry		
12/18/13	Dry	Dry		
3/19/14	Dry	Dry		
6/16/14	Dry	Dry		

Abandoned on June 30, 2014

Table 1
Monitoring Well Water Table Elevation
 7-Eleven Store No. 22281
 Fallston, Maryland

Well	Top of Casing	Date	Depth to Water	Corrected Elevation
HW-3 Installed- 10/89 Well Depth: 19.5' Screen: 3'-19.5' 4" diameter	85.01	1/29/07	12.40	72.61
		2/20/07	12.57	72.44
		3/28/07	NG	NG
		4/12/07	12.22	72.79
		5/14/07	12.11	72.90
		6/22/07	12.97	72.04
		7/30/07	12.61	72.40
		8/23/07	13.05	71.96
		9/25/07	14.30	70.71
		10/15/07	14.33	70.68
		11/26/07	14.19	70.82
		12/14/07	13.65	71.36
		1/29/08	13.54	71.47
		2/18/08	13.90	71.11
		3/14/08	12.97	72.04
		4/15/08	12.61	72.40
		5/20/08	12.41	72.60
		6/18/08	12.92	72.09
		7/22/08	13.31	71.70
		8/20/08	13.96	71.05
		9/3/08	14.16	70.85
		10/30/08 *	14.18	70.83
		11/10/08	14.16	70.85
		11/24/08 *	14.12	70.89
		12/12/08 *	NG	NG
		12/22/08	13.59	71.42
		1/19/09*	13.59	71.42
		2/16/09*	13.90	71.11
		3/24/09	14.12	70.89
		4/30/09 *	13.28	71.73
		6/8/09	12.94	72.07
		7/7/09	13.02	71.99
		8/31/09	13.65	71.36
		9/27/09	13.28	71.73
		10/29/09	12.81	72.20
		11/5/09	12.54	72.47
		12/23/09	12.03	72.98
		1/12/2010 *	NG	NG
		2/18/2010 *	NG	NG
		3/10/10	11.03	73.98
		4/8/2010*	10.75	74.26
		5/21/2010*	11.82	73.19
		6/7/10	12.22	72.79
		7/13/10	13.01	72.00
		7/31/2010 *	13.24	71.77
		8/16/2010*	13.55	71.46
		9/20/10	14.04	70.97
		10/26/2010*	13.23	71.78
		11/23/2010*	13.56	71.45
		12/20/10	13.60	71.41
2/3/11	NG	--		
3/22/11	NG	--		
4/26/11	11.59	73.42		
5/25/11	11.68	73.33		
6/29/11	12.63	72.38		
7/28/11	13.35	71.66		
8/2/11	13.65	71.36		
9/22/11	12.26	72.75		
10/6/11	11.78	73.23		
11/3/11	12.14	72.87		
12/8/11	12.00	73.01		
3/1/12	NG	--		
6/5/12	13.31	71.70		
8/23/12	14.09	70.92		
12/6/12	13.54	71.47		
3/11/13	12.93	72.08		
6/6/13	13.12	71.89		
9/12/13	13.16	71.85		
12/18/13	12.57	72.44		
3/19/14	12.32	72.69		
6/16/14	11.53	73.48		
9/26/14	13.60	71.41		
12/8/14	13.43	71.58		
3/24/15	12.90	72.11		
6/23/15	12.81	72.20		
9/22/15	13.70	71.31		
12/21/15	13.68	71.33		
3/9/16	11.98	73.03		
6/8/16	13.22	71.79		
9/19/16	14.52	70.49		

Table 1
Monitoring Well Water Table Elevation
 7-Eleven Store No. 22281
 Fallston, Maryland

Well	Top of Casing	Date	Depth to Water	Corrected Elevation
TF-1	NA	11/5/09	DRY	NA
		12/23/09	DRY	NA
		1/12/10	DRY	NA
		2/18/10	DRY	NA
		3/10/10	DRY	NA
		4/8/10	DRY	NA
		5/21/10	DRY	NA
		6/7/10	DRY	NA
		9/20/10	DRY	NA
		12/20/10	DRY	NA
		2/3/11	DRY	NA
		3/22/11	DRY	NA
		6/29/11	NG	NA
		2/3/11	DRY	NA
		3/22/11	DRY	NA
		6/29/11	NG	NA
		9/22/11	DRY	NA
		12/8/11	NG	NA
		3/1/12	NG	NA
		8/23/12	NG	NA
		12/6/12	NG	NA
		3/11/13	DRY	DRY
		6/6/13	DRY	DRY
		9/12/13	DRY	DRY
		12/18/13	DRY	DRY
		3/19/14	DRY	DRY
		6/16/14	DRY	DRY
		9/26/14	DRY	DRY
		12/8/14	DRY	DRY
		3/24/15	DRY	DRY
		6/23/15	DRY	DRY
		9/22/15	DRY	DRY
		12/21/15	DRY	DRY
3/9/16	DRY	DRY		
6/8/16	LOCKED	-		
9/19/16	LOCKED	-		
TF-2	NA	11/5/09	DRY	NA
		12/23/09	DRY	NA
		1/12/10	DRY	NA
		2/18/10	DRY	NA
		3/10/10	DRY	NA
		4/8/10	DRY	NA
		5/21/10	DRY	NA
		6/7/10	DRY	NA
		9/20/10	DRY	NA
		12/20/10	DRY	NA
		2/3/11	NG	NA
		3/22/11	NG	NA
		6/29/11	NG	NA
		9/22/11	NG	NA
		12/8/11	NG	NA
		3/1/12	NG	NA
		6/5/12	NG	NA
		8/23/12	NG	NA
		12/6/12	NG	NA
		3/11/13	DRY	DRY
		6/6/13	DRY	DRY
		9/12/13	DRY	DRY
		12/18/13	DRY	DRY
		3/19/14	DRY	DRY
		6/16/14	DRY	DRY
		9/26/14	DRY	DRY
		12/8/14	DRY	DRY
		3/24/15	DRY	DRY
		6/23/15	DRY	DRY
		9/22/15	DRY	DRY
		12/21/15	14.01	-
		3/9/16	DRY	DRY
		6/8/16	DRY	DRY
9/19/16	DRY	DRY		
TF-3	NA	11/5/09	DRY	NA
		12/23/09	DRY	NA
		1/12/10	DRY	NA
		2/18/10	DRY	NA
		3/10/10	DRY	NA
		4/8/10	DRY	NA
		5/21/10	DRY	NA
		6/7/10	DRY	NA
		9/20/10	DRY	NA
		12/20/10	DRY	NA
		2/3/11	DRY	NA
		3/22/11	DRY	NA
		6/29/11	NG	NA
		9/22/11	DRY	NA
		12/8/11	NG	NA
		3/1/12	NG	NA
		6/5/12	NG	NA
		8/23/12	NG	NA
		12/6/12	NG	NA
		3/11/13	DRY	DRY
		6/6/13	DRY	DRY
		9/12/13	DRY	DRY
		12/18/13	DRY	DRY
		3/19/14	DRY	DRY
		6/16/14	DRY	DRY
		9/26/14	DRY	DRY
		12/8/14	DRY	DRY
		3/24/15	DRY	DRY
		6/23/15	DRY	DRY
		9/22/15	DRY	DRY
		12/21/15	DRY	DRY
		3/9/16	DRY	DRY
		6/8/16	LOCKED	-
9/19/16	DRY	DRY		

Table 1
Monitoring Well Water Table Elevation
 7-Eleven Store No. 22281
 Fallston, Maryland

Well	Top of Casing	Date	Depth to Water	Corrected Elevation
TF-4	NA	11/5/09	DRY	NA
		12/23/09	DRY	NA
		1/12/10	DRY	NA
		2/18/10	DRY	NA
		3/10/10	DRY	NA
		4/8/10	DRY	NA
		5/21/10	DRY	NA
		6/7/10	DRY	NA
		9/20/10	DRY	NA
		12/20/10	DRY	NA
		2/3/11	NG	NA
		3/22/11	NG	NA
		6/29/11	NG	NA
		9/22/11	NG	NA
		12/8/11	NG	NA
		3/1/12	NG	NA
		6/5/12	NG	NA
		8/23/12	NG	NA
		12/6/12	NG	NA
		3/11/13	DRY	DRY
		6/6/13	DRY	DRY
		9/12/13	DRY	DRY
		12/18/13	DRY	DRY
		3/19/14	DRY	DRY
		6/16/14	DRY	DRY
		9/26/14	DRY	DRY
		12/8/14	DRY	DRY
		3/24/15	DRY	DRY
		6/23/15	DRY	DRY
		9/22/15	DRY	DRY
		12/21/15	DRY	DRY
		3/9/16	DRY	DRY
		6/8/16	LOCKED	-
9/19/16	LOCKED	-		

* Gauged as part of the Bio-injection Pilot Testing
 NG = Not Gauged; well inaccessible

Table 2
Monitoring Well Groundwater Analytical Results
 7-Eleven Store No. 22281
 Fallston, Maryland

Sample ID	Date	Benzene (µg/L)	Toluene (µg/L)	Ethyl-benzene (µg/L)	Xylenes (µg/L)	BTEX (µg/L)	MTBE (µg/L)	TBA (µg/L)	TAME (µg/L)	TPH-GRO (µg/L)	Methane (µg/L)	Iron (mg/L)	Sulfur (mg/L)	Kjeldahl Nitrogen (mg/L)	Total Nitrate/Nitrite Nitrogen (mg/L)	DO (mg/L)
MW-1A	7/26/05	ND@1	ND@1	ND@1	ND@3	ND	ND@1	ND@25	ND@25	ND@100	--	--	--	--	--	--
	11/22/05	ND@1	ND@1	ND@1	ND@3	ND	ND@1	ND@25	ND@25	--	--	--	--	--	--	--
	3/16/06	ND@1	ND@1	ND@1	ND@3	ND	ND@1	ND@25	ND@25	ND@100	--	--	--	--	--	--
	6/30/06	ND@1	ND@1	ND@1	ND@3	ND	ND@1	ND@25	ND@25	ND@100	--	--	--	--	--	--
	9/12/06	ND@1	ND@1	ND@1	ND@3	ND	ND@1	ND@25	ND@25	ND@100	--	--	--	--	--	--
	12/7/06	ND@1	ND@1	ND@1	ND@3	ND	1	ND@10	ND@10	ND@100	--	--	--	--	--	--
	3/28/07	ND@1	ND@1	ND@1	ND@3	ND	2	ND@10	ND@10	ND@100	--	--	--	--	--	--
	6/22/07	ND@1	ND@1	ND@1	ND@3	ND	1	ND@10	ND@10	ND@100	--	--	--	--	--	--
	9/25/07	ND@1	ND@1	ND@1	ND@3	ND	2	ND@10	ND@10	ND@100	--	--	--	--	--	--
	12/14/07	ND@1	ND@1	ND@1	ND@3	ND	ND@1	ND@10	ND@10	ND@100	--	--	--	--	--	--
	3/14/08	ND@1	ND@1	ND@1	ND@3	ND	2	ND@10	ND@10	ND@100	--	--	--	--	--	--
	6/18/08	ND@1	ND@1	ND@1	ND@3	ND	3	ND@20	ND@10	ND@100	--	--	--	--	--	--
	9/3/08	ND@1	ND@1	ND@1	ND@3	ND	1	ND@20	ND@10	ND@100	--	--	--	--	--	--
	12/23/08	ND@1	ND@1	ND@1	ND@3	ND	2	ND@20	ND@10	ND@100	--	2	--	--	--	--
	3/24/09	ND@1	ND@1	ND@1	ND@3	ND	1	ND@20	ND@10	ND@100	--	--	--	--	--	--
	6/8/09	ND@1	ND@1	ND@1	ND@3	ND	ND@1	ND@20	ND@10	ND@100	--	--	--	--	--	--
	9/27/09	ND@1	ND@1	ND@1	ND@3	ND	2	ND@20	ND@10	ND@100	--	--	--	--	--	--
	12/23/09	ND@1	ND@1	ND@1	ND@3	ND	1	ND@20	ND@10	ND@100	--	--	--	--	--	--
	3/10/10	ND@1	ND@1	ND@1	ND@3	ND	1	ND@20	ND@10	ND@100	--	--	--	--	--	--
	6/7/10	ND@1	ND@1	ND@1	ND@3	ND	ND@1	ND@20	ND@10	ND@100	--	--	--	--	--	--
	9/20/10	ND@1	ND@1	ND@1	ND@3	ND	ND@1	ND@20	ND@10	ND@100	--	--	--	--	--	--
	12/20/10	ND@1	ND@1	ND@1	ND@3	ND	1	ND@20	ND@10	ND@100	--	--	--	--	--	--
	3/22/11	ND@1	ND@1	ND@1	ND@3	ND	1	ND@20	ND@10	ND@100	--	1	--	--	--	--
	6/29/11	ND@1	ND@1	ND@1	ND@3	ND	ND@1	ND@20	ND@10	ND@100	--	--	--	--	--	--
	9/22/11	ND@1	ND@1	ND@1	ND@3	ND	ND@1	ND@20	ND@10	ND@100	--	--	--	--	--	--
	12/8/11	ND@1	ND@1	ND@1	ND@3	ND	ND@1	ND@20	ND@10	ND@100	--	--	--	--	--	--
	3/1/12	ND@1	ND@1	ND@1	ND@3	ND	ND@1	ND@20	ND@10	ND@100	--	--	--	--	--	--
	6/5/12	ND@1	ND@1	ND@1	ND@3	ND	ND@1	ND@20	ND@10	ND@100	--	--	--	--	--	--
	9/12/12	ND@1	ND@1	ND@1	ND@3	ND	ND@1	ND@20	ND@10	ND@100	--	--	--	--	--	--
	12/6/12	ND@1	ND@1	ND@1	ND@3	ND	ND@1	ND@20	ND@10	ND@100	--	--	--	--	--	--
	3/11/13	ND@1	ND@1	ND@1	ND@3	ND	ND@1	ND@20	ND@10	ND@100	--	--	--	--	--	--
	6/6/13	ND@1	ND@1	ND@1	ND@3	ND	ND@1	ND@20	ND@10	ND@100	--	--	--	--	--	--
	9/12/13	ND@1	ND@1	ND@1	ND@3	ND	ND@1	ND@20	ND@10	ND@100	--	--	--	--	--	--
	12/18/13	ND@1	ND@1	ND@1	ND@3	ND	ND@1	ND@20	ND@10	ND@100	--	--	--	--	--	--
	3/19/2014	ND@0.5	ND@0.7	ND@0.8	ND@1.6	ND	0	ND@10	ND@0.8	0	0	2.2	4.64	0	4.4	10.2
	6/16/2014	ND@0.5	ND@0.5	ND@0.5	ND@1	ND	0	ND@5	ND@0.5	0	3.6	8.52	5.85	0	4.7	7.61
	9/26/2014	ND@0.5	ND@0.5	ND@0.5	ND@1	ND	0	ND@5	ND@0.5	0	290	7.54	8.59	0.69	3.8	4.0
	12/8/14	ND@0.5	ND@0.5	ND@0.5	ND@1	ND	0	ND@5	ND@0.5	0	45	22.5	6.29	0	1.6	4.1
	3/24/15	ND@1	ND@1	ND@1	ND@2	ND	ND@1	ND@10	ND@1	ND@100	ND@5	41	8.27	ND@0.5	3.39	3.7

Table 2
Monitoring Well Groundwater Analytical Results
 7-Eleven Store No. 22281
 Fallston, Maryland

Sample ID	Date	Benzene (µg/L)	Toluene (µg/L)	Ethylbenzene (µg/L)	Xylenes (µg/L)	BTEX (µg/L)	MTBE (µg/L)	TBA (µg/L)	TAME (µg/L)	TPH-GRO (µg/L)	Methane (µg/L)	Iron (mg/L)	Sulfur (mg/L)	Kjeldahl Nitrogen (mg/L)	Total Nitrate/Nitrite Nitrogen (mg/L)	DO (mg/L)
MW-1A Continued	6/23/15	Not Sampled														2.64
	9/22/15	Not Sampled														
	12/21/15	Not Sampled														0.84
	3/9/16	ND@1	ND@1	ND@1	ND@2	ND	ND@1	ND@10	ND@1	ND@100	ND@5	5.11	7.9	ND@0.5	3.99	6.37
	6/8/16	Not Sampled														6.69
	9/21/16	Not Sampled														5.55
MW-1B	7/26/05	ND@1	ND@1	ND@1	ND@3	ND	11	ND@25	ND@25	ND@100	--	--	--	--	--	--
	11/22/05	ND@1	ND@1	ND@1	ND@3	ND	12	ND@25	ND@25	--	--	--	--	--	--	--
	3/16/06	ND@1	ND@1	ND@1	ND@3	ND	6	ND@25	ND@25	ND@100	--	--	--	--	--	--
	6/30/06	ND@1	ND@1	ND@1	ND@3	ND	3	ND@25	ND@25	ND@100	--	--	--	--	--	--
	9/12/06	ND@1	ND@1	ND@1	ND@3	ND	6	ND@25	ND@25	ND@100	--	--	--	--	--	--
	12/7/06	ND@1	ND@1	ND@1	ND@3	ND	6	ND@10	ND@10	ND@100	--	--	--	--	--	--
	3/28/07	ND@1	ND@1	ND@1	ND@3	ND	2	ND@10	ND@10	ND@100	--	--	--	--	--	--
	6/22/07	ND@1	ND@1	ND@1	ND@3	ND	2	ND@10	ND@10	ND@100	--	--	--	--	--	--
	9/25/07	ND@1	ND@1	ND@1	ND@3	ND	2	ND@10	ND@10	ND@100	--	--	--	--	--	--
	12/14/07	ND@1	ND@1	ND@1	ND@3	ND	2	ND@10	ND@10	ND@100	--	--	--	--	--	--
	3/14/08	ND@1	ND@1	ND@1	ND@3	ND	2	ND@10	ND@10	ND@100	--	--	--	--	--	--
	6/18/08	ND@1	ND@1	ND@1	ND@3	ND	ND@1	ND@20	ND@10	ND@100	--	--	--	--	--	--
	9/3/08	ND@1	ND@1	ND@1	ND@3	ND	1	ND@20	ND@10	ND@100	--	--	--	--	--	--
	12/23/08	ND@1	ND@1	ND@1	ND@3	ND	1	ND@20	ND@10	ND@100	--	--	--	--	--	--
	3/24/09	ND@1	ND@1	ND@1	ND@3	ND	2	ND@20	ND@10	ND@100	--	--	--	--	--	--
	6/8/09	ND@1	ND@1	ND@1	ND@3	ND	1	ND@20	ND@10	ND@100	--	--	--	--	--	--
	9/27/09	ND@1	ND@1	ND@1	ND@3	ND	1	ND@20	ND@10	ND@100	--	--	--	--	--	--
	12/23/09	ND@1	ND@1	ND@1	ND@3	ND	ND@1	ND@20	ND@10	ND@100	--	--	--	--	--	--
	3/10/10	ND@1	ND@1	ND@1	ND@3	ND	1	ND@20	ND@10	ND@100	--	--	--	--	--	--
	6/7/10	ND@1	ND@1	ND@1	ND@3	ND	ND@1	ND@20	ND@10	ND@100	--	--	--	--	--	--
	9/20/10	ND@1	ND@1	ND@1	ND@3	ND	ND@1	ND@20	ND@10	ND@100	--	--	--	--	--	--
	12/20/10	ND@1	ND@1	ND@1	ND@3	ND	1	ND@20	ND@10	ND@100	--	--	--	--	--	--
	3/22/11	ND@1	ND@1	ND@1	ND@3	ND	1	ND@20	ND@10	ND@100	--	--	--	--	--	--
	6/29/11	ND@1	ND@1	ND@1	ND@3	ND	ND@1	ND@20	ND@10	ND@100	--	--	--	--	--	--
	9/22/11	ND@1	ND@1	ND@1	ND@3	ND	ND@1	ND@20	ND@10	ND@100	--	--	--	--	--	--
	12/8/11	ND@1	ND@1	ND@1	ND@3	ND	ND@1	ND@20	ND@10	ND@100	--	--	--	--	--	--
	3/1/12	ND@1	ND@1	ND@1	ND@3	ND	ND@1	ND@20	ND@10	ND@100	--	--	--	--	--	--
	6/5/12	ND@1	ND@1	ND@1	ND@3	ND	ND@1	ND@20	ND@10	ND@100	--	--	--	--	--	--
	9/12/12	ND@1	ND@1	ND@1	ND@3	ND	ND@1	ND@20	ND@10	ND@100	--	--	--	--	--	--
	12/6/12	ND@1	ND@1	ND@1	ND@3	ND	ND@1	ND@20	ND@10	ND@100	--	--	--	--	--	--
3/11/13	ND@1	ND@1	ND@1	ND@3	ND	ND@1	ND@20	ND@10	ND@100	--	--	--	--	--	--	
6/6/13	ND@1	ND@1	ND@1	ND@3	ND	ND@1	ND@20	ND@10	ND@100	--	--	--	--	--	--	
9/12/13	ND@1	ND@1	ND@1	ND@3	ND	ND@1	ND@20	ND@10	ND@100	--	--	--	--	--	--	
12/18/13	ND@1	ND@1	ND@1	ND@3	ND	ND@1	ND@20	ND@10	ND@100	--	--	--	--	--	--	
3/19/14	ND@0.5	ND@0.7	ND@0.8	ND@1.6	ND	ND@0.5	ND@10	ND@0.8	ND@20	ND@3	10.6	2.09	0.55	3.2	9.03	
6/16/14	Well abandoned on 6/30/14															

Table 2
Monitoring Well Groundwater Analytical Results
 7-Eleven Store No. 22281
 Fallston, Maryland

Sample ID	Date	Benzene (µg/L)	Toluene (µg/L)	Ethyl-benzene (µg/L)	Xylenes (µg/L)	BTEX (µg/L)	MTBE (µg/L)	TBA (µg/L)	TAME (µg/L)	TPH-GRO (µg/L)	Methane (µg/L)	Iron (mg/L)	Sulfur (mg/L)	Kjeldahl Nitrogen (mg/L)	Total Nitrate/Nitrite Nitrogen (mg/L)	DO (mg/L)
MW-2	7/26/05	ND@1	ND@1	ND@1	ND@3	ND	3	ND@25	ND@25	ND@100	--	--	--	--	--	--
	11/22/05	ND@1	ND@1	ND@1	ND@3	ND	37	ND@25	ND@25	--	--	--	--	--	--	--
	3/16/06	ND@1	ND@1	ND@1	ND@3	ND	49	28	ND@25	ND@100	--	--	--	--	--	--
	6/30/06	ND@1	ND@1	ND@1	ND@3	ND	52	ND@25	ND@25	ND@100	--	--	--	--	--	--
	9/12/06	ND@1	ND@1	ND@1	ND@3	ND	31	ND@25	ND@25	ND@100	--	--	--	--	--	--
	12/7/06	ND@1	ND@1	ND@1	ND@3	ND	27	ND@10	ND@10	ND@100	--	--	--	--	--	--
	3/28/07	ND@1	ND@1	ND@1	ND@3	ND	12	ND@10	ND@10	ND@100	--	--	--	--	--	--
	6/22/07	ND@1	ND@1	ND@1	ND@3	ND	9	ND@10	ND@10	ND@100	--	--	--	--	--	--
	9/25/07	ND@1	ND@1	ND@1	ND@3	ND	5	ND@10	ND@10	ND@100	--	--	--	--	--	--
	12/14/07	ND@1	ND@1	ND@1	ND@3	ND	ND@1	ND@10	ND@10	ND@100	--	--	--	--	--	--
	3/14/08	ND@1	ND@1	ND@1	ND@3	ND	5	ND@10	ND@10	ND@100	--	--	--	--	--	--
	6/18/08	ND@1	ND@1	ND@1	ND@3	ND	5	ND@20	ND@10	ND@100	--	--	--	--	--	--
	9/3/08	ND@1	ND@1	ND@1	ND@3	ND	4	ND@20	ND@10	ND@100	--	--	--	--	--	--
	12/23/08	ND@1	ND@1	ND@1	ND@3	ND	3	ND@20	ND@10	ND@100	--	--	--	--	--	--
	3/24/09	ND@1	ND@1	ND@1	ND@3	ND	3	ND@20	ND@10	ND@100	--	--	--	--	--	--
	6/8/09	ND@1	ND@1	ND@1	ND@3	ND	3	ND@20	ND@10	ND@100	--	--	--	--	--	--
	9/27/09	ND@1	ND@1	ND@1	ND@3	ND	3	ND@20	ND@10	ND@100	--	--	--	--	--	--
	12/23/09	Not Sampled														
	3/10/10	ND@1	ND@1	ND@1	ND@3	ND	2	ND@20	ND@10	ND@100	--	--	--	--	--	--
	6/7/10	ND@1	ND@1	ND@1	ND@3	ND	2	ND@20	ND@10	ND@100	--	--	--	--	--	--
	9/20/10	ND@1	ND@1	ND@1	ND@3	ND	2	ND@20	ND@10	ND@100	--	--	--	--	--	--
	12/20/10	ND@1	ND@1	ND@1	ND@3	ND	2	ND@20	ND@10	ND@100	--	--	--	--	--	--
	3/22/11	ND@1	ND@1	ND@1	ND@3	ND	2	ND@20	ND@10	ND@100	--	--	--	--	--	--
	6/29/11	ND@1	ND@1	ND@1	ND@3	ND	2	ND@20	ND@10	ND@100	--	--	--	--	--	--
	9/22/11	ND@1	ND@1	ND@1	ND@3	ND	ND@1	ND@20	ND@10	ND@100	--	--	--	--	--	--
	12/8/11	ND@1	ND@1	ND@1	ND@3	ND	1.2	ND@20	ND@10	ND@100	--	--	--	--	--	--
	3/1/12	ND@1	ND@1	ND@1	ND@3	ND	ND@1	ND@20	ND@10	ND@100	--	--	--	--	--	--
	6/5/12	ND@1	ND@1	ND@1	ND@3	ND	ND@1	ND@20	ND@10	ND@100	--	--	--	--	--	--
	9/12/12	ND@1	ND@1	ND@1	ND@3	ND	ND@1	ND@20	ND@10	ND@100	--	--	--	--	--	--
	12/6/12	ND@1	ND@1	ND@1	ND@3	ND	ND@1	ND@20	ND@10	ND@100	--	--	--	--	--	--
	3/11/13	ND@1	ND@1	ND@1	ND@3	ND	ND@1	ND@20	ND@10	ND@100	--	--	--	--	--	--
	6/6/13	ND@1	ND@1	ND@1	ND@3	ND	ND@1	ND@20	ND@10	ND@100	--	--	--	--	--	--
	9/12/13	ND@1	ND@1	ND@1	ND@3	ND	ND@1	ND@20	ND@10	ND@100	--	--	--	--	--	--
12/18/13	ND@1	ND@1	ND@1	ND@3	ND	ND@1	ND@20	ND@10	ND@100	--	--	--	--	--	--	
3/19/14	ND@0.5	ND@0.7	ND@0.8	ND@1.6	ND	ND@0.5	ND@10	ND@0.8	ND@20	ND@3	3.67	0.935	ND@0.5	5.2	10.7	
6/16/14	Well abandoned on 6/30/14															

Table 2
Monitoring Well Groundwater Analytical Results
 7-Eleven Store No. 22281
 Fallston, Maryland

Sample ID	Date	Benzene (µg/L)	Toluene (µg/L)	Ethyl-benzene (µg/L)	Xylenes (µg/L)	BTEX (µg/L)	MTBE (µg/L)	TBA (µg/L)	TAME (µg/L)	TPH-GRO (µg/L)	Methane (µg/L)	Iron (mg/L)	Sulfur (mg/L)	Kjeldahl Nitrogen (mg/L)	Total Nitrate/Nitrite Nitrogen (mg/L)	DO (mg/L)
MW-3A	7/26/05	ND@1	ND@1	ND@1	ND@3	ND	2400	1700	110	2700	--	--	--	--	--	--
	11/22/05	ND@1	ND@1	ND@1	ND@3	ND	260	120	ND@25	--	--	--	--	--	--	--
	3/16/06	ND@1	ND@1	ND@1	ND@3	ND	37	ND@25	ND@25	ND@100	--	--	--	--	--	--
	6/30/06	ND@1	ND@1	ND@1	ND@3	ND	3	ND@25	ND@25	ND@100	--	--	--	--	--	--
	9/12/06	ND@1	ND@1	ND@1	ND@3	ND	ND@1	ND@25	ND@25	ND@100	--	--	--	--	--	--
	12/7/06	ND@1	ND@1	ND@1	ND@3	ND	2	ND@10	ND@10	ND@100	--	--	--	--	--	--
	3/28/07	ND@1	ND@1	ND@1	ND@3	ND	ND@1	ND@10	ND@10	ND@100	--	--	--	--	--	--
	6/22/07	ND@1	ND@1	ND@1	ND@3	ND	ND@1	ND@10	ND@10	ND@100	--	--	--	--	--	--
	9/25/07	ND@1	ND@1	ND@1	ND@3	ND	ND@1	ND@10	ND@10	ND@100	--	--	--	--	--	--
	12/14/07	ND@1	ND@1	ND@1	ND@3	ND	ND@1	ND@10	ND@10	ND@100	--	--	--	--	--	--
	3/14/08	ND@1	ND@1	ND@1	ND@3	ND	ND@1	ND@10	ND@10	ND@100	--	--	--	--	--	--
	6/18/08	ND@1	ND@1	ND@1	ND@3	ND	ND@1	ND@20	ND@10	ND@100	--	--	--	--	--	--
	9/3/08	ND@1	ND@1	ND@1	ND@3	ND	ND@1	ND@20	ND@10	ND@100	--	--	--	--	--	--
	12/23/08	ND@1	ND@1	ND@1	ND@3	ND	ND@1	ND@20	ND@10	ND@100	--	--	--	--	--	--
	3/24/09	ND@1	ND@1	ND@1	ND@3	ND	ND@1	ND@20	ND@10	ND@100	--	--	--	--	--	--
	6/8/09	ND@1	ND@1	ND@1	ND@3	ND	ND@1	ND@20	ND@10	ND@100	--	--	--	--	--	--
	9/27/09	ND@1	ND@1	ND@1	ND@3	ND	ND@1	ND@20	ND@10	ND@100	--	--	--	--	--	--
	12/23/09	ND@1	ND@1	ND@1	ND@3	ND	ND@1	ND@20	ND@10	ND@100	--	--	--	--	--	--
	3/10/10	ND@1	ND@1	ND@1	ND@3	ND	ND@1	ND@20	ND@10	ND@100	--	--	--	--	--	--
	6/7/10	ND@1	ND@1	ND@1	ND@3	ND	ND@1	ND@20	ND@10	ND@100	--	--	--	--	--	--
	9/20/10	ND@1	ND@1	ND@1	ND@3	ND	ND@1	ND@20	ND@10	ND@100	--	--	--	--	--	--
	12/20/10	ND@1	ND@1	ND@1	ND@3	ND	ND@1	ND@20	ND@10	ND@100	--	--	--	--	--	--
	3/22/11	ND@1	ND@1	ND@1	ND@3	ND	ND@1	ND@20	ND@10	ND@100	--	--	--	--	--	--
	6/29/11	ND@1	ND@1	ND@1	ND@3	ND	ND@1	ND@20	ND@10	ND@100	--	--	--	--	--	--
	9/22/11	ND@1	ND@1	ND@1	ND@3	ND	ND@1	ND@20	ND@10	ND@100	--	--	--	--	--	--
	12/8/11	ND@1	ND@1	ND@1	ND@3	ND	ND@1	ND@20	ND@10	ND@100	--	--	--	--	--	--
	3/1/12	ND@1	ND@1	ND@1	ND@3	ND	ND@1	ND@20	ND@10	ND@100	--	--	--	--	--	--
	6/5/12	ND@1	ND@1	ND@1	ND@3	ND	ND@1	ND@20	ND@10	ND@100	--	--	--	--	--	--
	9/12/12	ND@1	ND@1	ND@1	ND@3	ND	ND@1	ND@20	ND@10	ND@100	--	--	--	--	--	--
	12/6/12	ND@1	ND@1	ND@1	ND@3	ND	ND@1	ND@20	ND@10	ND@100	--	--	--	--	--	--
3/11/13	ND@1	ND@1	ND@1	ND@3	ND	ND@1	ND@20	ND@10	ND@100	--	--	--	--	--	--	
6/6/13	ND@1	ND@1	ND@1	ND@3	ND	ND@1	ND@20	ND@10	ND@100	--	--	--	--	--	--	
9/12/13	ND@1	ND@1	ND@1	ND@3	ND	ND@1	ND@20	ND@10	ND@100	--	--	--	--	--	--	
12/18/13	ND@1	ND@1	ND@1	ND@3	ND	ND@1	ND@20	ND@10	ND@100	--	--	--	--	--	--	
3/19/14	ND@0.5	ND@0.7	ND@0.8	ND@1.6	ND	ND@0.5	ND@10	ND@0.8	ND@20	ND@3	3.81	15	ND@0.5	0.73	10.8	
6/16/14	Well abandoned on 6/30/14															

Table 2
Monitoring Well Groundwater Analytical Results
 7-Eleven Store No. 22281
 Fallston, Maryland

Sample ID	Date	Benzene (µg/L)	Toluene (µg/L)	Ethyl-benzene (µg/L)	Xylenes (µg/L)	BTEX (µg/L)	MTBE (µg/L)	TBA (µg/L)	TAME (µg/L)	TPH-GRO (µg/L)	Methane (µg/L)	Iron (mg/L)	Sulfur (mg/L)	Kjeldahl Nitrogen (mg/L)	Total Nitrate/Nitrite Nitrogen (mg/L)	DO (mg/L)
MW-3B	2/16/06	ND@1	ND@1	ND@1	ND@3	ND	ND@1	ND@25	ND@25	ND@100	--	--	--	--	--	--
	2/22/06	ND@1	ND@1	ND@1	ND@3	ND	ND@1	ND@25	ND@25	ND@100	--	--	--	--	--	--
	3/16/06	ND@1	ND@1	ND@1	ND@3	ND	ND@1	ND@25	ND@25	ND@100	--	--	--	--	--	--
	6/30/06	ND@1	ND@1	ND@1	ND@3	ND	ND@1	ND@25	ND@25	ND@100	--	--	--	--	--	--
	9/12/06	ND@1	ND@1	ND@1	ND@3	ND	ND@1	ND@25	ND@25	ND@100	--	--	--	--	--	--
	12/7/06	ND@1	ND@1	ND@1	ND@3	ND	ND@1	ND@10	ND@10	ND@100	--	--	--	--	--	--
	3/28/07	ND@1	ND@1	ND@1	ND@3	ND	ND@1	ND@10	ND@10	ND@100	--	--	--	--	--	--
	6/22/07	ND@1	ND@1	ND@1	ND@3	ND	ND@1	ND@10	ND@10	ND@100	--	--	--	--	--	--
	9/25/07	ND@1	ND@1	ND@1	ND@3	ND	ND@1	ND@10	ND@10	ND@100	--	--	--	--	--	--
	12/14/07	ND@1	ND@1	ND@1	ND@3	ND	ND@1	ND@10	ND@10	ND@100	--	--	--	--	--	--
	3/14/08	ND@1	ND@1	ND@1	ND@3	ND	ND@1	ND@10	ND@10	ND@100	--	--	--	--	--	--
	6/18/08	ND@1	ND@1	ND@1	ND@3	ND	ND@1	ND@20	ND@10	ND@100	--	--	--	--	--	--
	9/3/08	ND@1	ND@1	ND@1	ND@3	ND	ND@1	ND@20	ND@10	ND@100	--	--	--	--	--	--
	12/23/08	ND@1	ND@1	ND@1	ND@3	ND	ND@1	ND@20	ND@10	ND@100	--	--	--	--	--	--
	3/24/09	ND@1	ND@1	ND@1	ND@3	ND	ND@1	ND@20	ND@10	ND@100	--	--	--	--	--	--
	6/8/09	ND@1	ND@1	ND@1	ND@3	ND	ND@1	ND@20	ND@10	ND@100	--	--	--	--	--	--
	9/27/09	ND@1	ND@1	ND@1	ND@3	ND	ND@1	ND@20	ND@10	ND@100	--	--	--	--	--	--
	12/23/09	ND@1	ND@1	ND@1	ND@3	ND	ND@1	ND@20	ND@10	ND@100	--	--	--	--	--	--
	3/10/10	ND@1	ND@1	ND@1	ND@3	ND	ND@1	ND@20	ND@10	ND@100	--	--	--	--	--	--
	6/7/10	ND@1	ND@1	ND@1	ND@3	ND	ND@1	ND@20	ND@10	ND@100	--	--	--	--	--	--
	9/20/10	ND@1	ND@1	ND@1	ND@3	ND	ND@1	ND@20	ND@10	ND@100	--	--	--	--	--	--
	12/20/10	ND@1	ND@1	ND@1	ND@3	ND	ND@1	ND@20	ND@10	ND@100	--	--	--	--	--	--
	3/22/11	ND@1	ND@1	ND@1	ND@3	ND	ND@1	ND@20	ND@10	ND@100	--	--	--	--	--	--
	6/29/11	ND@1	ND@1	ND@1	ND@3	ND	ND@1	ND@20	ND@10	ND@100	--	--	--	--	--	--
	9/22/11	ND@1	ND@1	ND@1	ND@3	ND	ND@1	ND@20	ND@10	ND@100	--	--	--	--	--	--
	12/8/11	ND@1	ND@1	ND@1	ND@3	ND	ND@1	ND@20	ND@10	ND@100	--	--	--	--	--	--
	3/1/12	ND@1	ND@1	ND@1	ND@3	ND	ND@1	ND@20	ND@10	ND@100	--	--	--	--	--	--
	6/5/12	ND@1	ND@1	ND@1	ND@3	ND	ND@1	ND@20	ND@10	ND@100	--	--	--	--	--	--
	9/12/12	ND@1	ND@1	ND@1	ND@3	ND	ND@1	ND@20	ND@10	ND@100	--	--	--	--	--	--
	12/6/12	ND@1	ND@1	ND@1	ND@3	ND	ND@1	ND@20	ND@10	ND@100	--	--	--	--	--	--
	3/11/13	ND@1	ND@1	ND@1	ND@3	ND	ND@1	ND@20	ND@10	ND@100	--	--	--	--	--	--
	6/6/13	ND@1	ND@1	ND@1	ND@3	ND	ND@1	ND@20	ND@10	ND@100	--	--	--	--	--	--
	9/12/13	ND@1	ND@1	ND@1	ND@3	ND	ND@1	ND@20	ND@10	ND@100	--	--	--	--	--	--
	12/18/13	ND@1	ND@1	ND@1	ND@3	ND	ND@1	ND@20	ND@10	ND@100	--	--	--	--	--	--
	3/19/14	ND@0.5	ND@0.7	ND@0.8	ND@1.6	ND	ND@0.5	ND@10	ND@0.8	ND@20	ND@3	0.797	2.7	ND@0.5	2.4	9.47
	6/16/14															

Well abandoned on 6/30/14

Table 2
Monitoring Well Groundwater Analytical Results
 7-Eleven Store No. 22281
 Fallston, Maryland

Sample ID	Date	Benzene (µg/L)	Toluene (µg/L)	Ethyl-benzene (µg/L)	Xylenes (µg/L)	BTEX (µg/L)	MTBE (µg/L)	TBA (µg/L)	TAME (µg/L)	TPH-GRO (µg/L)	Methane (µg/L)	Iron (mg/L)	Sulfur (mg/L)	Kjeldahl Nitrogen (mg/L)	Total Nitrate/Nitrite Nitrogen (mg/L)	DO (mg/L)
MW-4A	7/26/05	11	ND@1	ND@1	10	21	31,000	25,000	E 2,200	30,000	--	--	--	--	--	--
	11/22/05	15	ND@1	ND@1	10	25	42,000	29,000	3,200	--	--	--	--	--	--	--
	3/16/06	ND@5	ND@5	ND@5	ND@10	0	20,000	9,900	940	2,100	--	--	--	--	--	--
	6/30/06	14	3	ND@1	12	29	E 3,300	E 3,400	E 560	2,000	--	--	--	--	--	--
	9/12/06	34	9	ND@1	25	68	20,000	E 21,000	E 630	2,900	--	--	--	--	--	--
	12/7/06	30	ND@5	ND@5	11	41	27,000	32000	780	3,000	--	--	--	--	--	--
	3/28/07	8	ND@1	ND@1	6	14	E 37,000	E 41,000	E 490	2,500	--	--	--	--	--	--
	6/22/07	8	ND@1	ND@1	10	18	E 12,000	E 5,300	E 480	2,500	--	--	--	--	--	--
	9/25/07	7	ND@1	ND@1	6	13	E 11,000	E 4,500	E 560	1,500	--	--	--	--	--	--
	12/14/07	7	ND@1	ND@1	6	13	E 7,600	ND@10	E 460	1,700	--	--	--	--	--	--
	3/14/08	ND@100	ND@100	ND@100	ND@300	ND	15,000	11,000	ND@1,000	20,000	--	--	--	--	--	--
	6/18/08	ND@50	ND@50	ND@50	ND@150	ND	8,100	4,500	ND@500	1,500	--	--	--	--	--	--
	9/3/08	7	ND@1	ND@1	ND@3	7	8,200	11,000	460	4,400	--	--	--	--	--	--
	12/23/08	ND@100	ND@100	ND@100	ND@300	ND	15,000	9,500	ND@1,000	6,000	--	--	--	--	--	--
	3/24/09	ND@1	ND@1	ND@1	ND@3	ND	4,900	4,100	130	720	--	--	--	--	--	--
	6/8/09	2	ND@1	ND@1	ND@3	2	5,100	2,900	150	1,600	--	--	--	--	--	--
	9/27/09	3	ND@1	ND@1	1	4	6,600	3,700	220	9,100	--	--	--	--	--	--
	12/23/09	ND@1	ND@1	ND@1	ND@3	ND	1,500	660	54	1,900	--	--	--	--	--	--
	3/10/10	ND@1	ND@1	ND@1	ND@3	ND	1,500	470	55	1,400	--	--	--	--	--	--
	5/6/10	ND@1	ND@1	ND@1	ND@3	ND	150	61	ND@10	120	--	--	--	--	--	--
	6/7/10	ND@1	ND@1	ND@1	ND@3	ND	23	ND@20	ND@10	ND@100	--	--	--	--	--	--
	7/31/10	ND@1	ND@1	ND@1	ND@3	ND	35	ND@20	ND@10	ND@100	--	--	--	--	--	--
	8/16/10	ND@1	ND@1	ND@1	ND@3	ND	55	ND@20	ND@10	ND@100	--	--	--	--	--	--
	9/20/10	ND@1		ND@1	ND@3	ND	740	340	36	1,100	--	--	--	--	--	--
	10/26/10	ND@1	ND@1	ND@1	ND@3	ND	730	210	ND@10	810	--	--	--	--	--	0.23
	11/23/10	ND@1	ND@1	ND@1	ND@3	ND	870	210	41	850	--	--	--	--	--	0.15
	12/20/10	ND@1	ND@1	ND@1	ND@3	ND	1,400	420	56	1,400	--	--	--	--	--	0.27
	2/28/11	ND@1	ND@1	ND@1	ND@3	ND	860	90	45	850	--	--	--	--	--	25.14
	3/22/11	ND@1	ND@1	ND@1	ND@3	ND	370	86	15	280	--	--	--	--	--	10.95
	4/26/11	ND@1	ND@1	ND@1	ND@3	ND	390	82	18	530	--	--	--	--	--	21.55
	5/25/11	ND@1	ND@1	ND@1	ND@3	ND	220	ND@20	ND@10	200	--	--	--	--	--	50
	6/29/11	ND@1	ND@1	ND@1	ND@3	ND	1,100	ND@20	48	1,100	--	--	--	--	--	1.11
	9/22/11	ND@1	ND@1	ND@1	ND@3	ND	210	39	ND@10	150	--	--	--	--	--	--
	12/8/11	ND@1	ND@1	ND@1	ND@3	ND	150	ND@20	ND@10	150	--	--	--	--	--	--
	3/1/12	ND@1	ND@1	ND@1	ND@3	ND	560	120	33	870	--	--	--	--	--	--
	6/5/12	ND@1	ND@1	ND@1	ND@3	ND	410	58	17	460	--	--	--	--	--	--
	9/12/12	ND@1	ND@1	ND@1	ND@3	ND	400	110	18	490	--	--	--	--	--	--
	12/6/12	ND@1	ND@1	ND@1	ND@3	ND	390	97	22	490	--	--	--	--	--	--
	3/11/13	ND@1	ND@1	ND@1	ND@3	ND	770	180	28	690	--	--	--	--	--	--

Table 2
Monitoring Well Groundwater Analytical Results
 7-Eleven Store No. 22281
 Fallston, Maryland

Sample ID	Date	Benzene (µg/L)	Toluene (µg/L)	Ethylbenzene (µg/L)	Xylenes (µg/L)	BTEX (µg/L)	MTBE (µg/L)	TBA (µg/L)	TAME (µg/L)	TPH-GRO (µg/L)	Methane (µg/L)	Iron (mg/L)	Sulfur (mg/L)	Kjeldahl Nitrogen (mg/L)	Total Nitrate/Nitrite Nitrogen (mg/L)	DO (mg/L)
MW-4A continued	6/6/13	ND@1	ND@1	ND@1	ND@3	ND	660	210	30	760	--	--	--	--	--	--
	9/12/13	ND@1	ND@1	ND@1	ND@3	ND	620	260	21	630	--	--	--	--	--	--
	12/18/13	ND@1	ND@1	ND@1	ND@3	ND	300	53	ND@10	250	--	--	--	--	--	--
	3/19/14	ND@0.5	ND@0.7	ND@0.8	ND@1.6	ND	150	61	5	150	ND@3	0.94	0.49	10.20	14.60	4.45
	6/16/14	ND@0.5	ND@0.5	ND@0.5	ND@1	ND	460	190	18	390	ND@3	0.30	0.51	7.60	10.70	4.83
	9/26/14	ND@0.5	ND@0.5	ND@0.5	ND@1	ND	490	120	19	570	ND@3	0.05	0.33	5.70	6.30	3.80
	12/8/14	ND@0.5	ND@0.5	ND@0.5	ND@1	ND	300	39	11	240	ND@3	192	0.694	6	8.1	2.22
	3/24/15	ND@1	ND@1	ND@1	ND@2	ND	146	34.6	5.27	124	ND@5	0.99	0.634	3.43	3.46	12.2
	6/23/15	ND@1	ND@1	ND@1	ND@2	ND	255	51.5	7.6	ND@100	ND@5	0.61	0.36	3.3	8.93	1.17
	9/22/15	ND@1	ND@1	ND@1	ND@2	ND	456	162	20.4	593	ND@5	4.77	0.415	2.3	7.83	1.4
	12/21/15	ND@1	ND@1	ND@1	ND@2	ND	212	57.5	8.55	192	ND@5	0.395	0.361	1.82	7.87	0.66
	3/9/16	ND@1	ND@1	ND@1	ND@2	ND	100	24.3	3.9	ND@100	ND@5	0.22	0.356	ND@0.25	9.08	4.29
	6/8/16	ND@1	ND@1	ND@1	ND@2	ND	414	101	13	332	ND@5	0.991	ND@0.25	ND@0.25	6.86 F1	1.03
	9/21/16	ND@1	ND@1	ND@1	ND@2	ND	287	30.2	10.1	312	ND@4	1.66	0.452	ND@0.25	7.97	0.72
MW-4B	2/16/06	ND@1	ND@1	ND@1	ND@3	ND	16	ND@25	ND@25	ND@100	--	--	--	--	--	--
	2/22/06	ND@1	ND@1	ND@1	ND@3	ND	16	ND@25	ND@25	ND@100	--	--	--	--	--	--
	3/16/06	ND@1	ND@1	ND@1	ND@3	ND	13	ND@25	ND@25	ND@100	--	--	--	--	--	--
	6/30/06	ND@1	ND@1	ND@1	ND@3	ND	7	ND@25	ND@25	ND@100	--	--	--	--	--	--
	9/12/06	ND@1	ND@1	ND@1	ND@3	ND	6	ND@25	ND@25	ND@100	--	--	--	--	--	--
	12/7/06	ND@1	ND@1	ND@1	ND@3	ND	21	ND@10	ND@10	ND@100	--	--	--	--	--	--
	3/28/07	ND@1	ND@1	ND@1	ND@3	ND	7	ND@10	ND@10	ND@100	--	--	--	--	--	--
	6/22/07	ND@1	ND@1	ND@1	ND@3	ND	3	ND@10	ND@10	ND@100	--	--	--	--	--	--
	9/25/07	ND@1	ND@1	ND@1	ND@3	ND	8	ND@10	ND@10	ND@100	--	--	--	--	--	--
	12/14/07	ND@1	ND@1	ND@1	ND@3	ND	6	ND@10	ND@10	ND@100	--	--	--	--	--	--
	3/14/08	ND@1	ND@1	ND@1	ND@3	ND	5	ND@10	ND@10	ND@100	--	--	--	--	--	--
	6/18/08	ND@1	ND@1	ND@1	ND@3	ND	12	ND@20	ND@10	ND@100	--	--	--	--	--	--
	9/3/08	ND@1	ND@1	ND@1	ND@3	ND	13	ND@20	ND@10	ND@100	--	--	--	--	--	--
	12/23/08	ND@1	ND@1	ND@1	ND@3	ND	18	ND@20	ND@10	ND@100	--	--	--	--	--	--
	3/24/09	ND@1	ND@1	ND@1	ND@3	ND	4	ND@20	ND@10	ND@100	--	--	--	--	--	--
	6/8/09	ND@1	ND@1	ND@1	ND@3	ND	4	ND@20	ND@10	ND@100	--	--	--	--	--	--
	9/27/09	ND@1	ND@1	ND@1	ND@3	ND	5	ND@20	ND@10	ND@100	--	--	--	--	--	--
	12/23/09	ND@1	ND@1	ND@1	ND@3	ND	11	ND@20	ND@10	ND@100	--	--	--	--	--	--
	3/10/10	ND@1	ND@1	ND@1	ND@3	ND	6	ND@20	ND@10	ND@100	--	--	--	--	--	--
	6/7/10	ND@1	ND@1	ND@1	ND@3	ND	13	ND@20	ND@10	ND@100	--	--	--	--	--	--
	7/31/10	ND@1	ND@1	ND@1	ND@3	ND	11	ND@20	ND@10	ND@100	--	--	--	--	--	--
8/16/10	ND@1	ND@1	ND@1	ND@3	ND	11	ND@20	ND@10	ND@100	--	--	--	--	--	--	
9/20/10	ND@1	ND@1	ND@1	ND@3	ND	12	ND@20	ND@10	ND@100	--	--	--	--	--	--	
10/26/10	ND@1	ND@1	ND@1	ND@3	ND	14	ND@20	ND@10	ND@100	--	--	--	--	--	--	
11/23/10	ND@1	ND@1	ND@1	ND@3	ND	3	ND@20	ND@10	ND@100	--	--	--	--	--	--	
12/20/10	ND@1	ND@1	ND@1	ND@3	ND	3	ND@20	ND@10	ND@100	--	--	--	--	--	--	
2/28/11	ND@1	ND@1	ND@1	ND@3	ND	2	ND@20	ND@10	ND@100	--	--	--	--	--	--	
3/22/11	ND@1	ND@1	ND@1	ND@3	ND	4	ND@20	ND@10	ND@100	--	--	--	--	--	--	

Table 2
Monitoring Well Groundwater Analytical Results
7-Eleven Store No. 22281
Fallston, Maryland

Sample ID	Date	Benzene (µg/L)	Toluene (µg/L)	Ethylbenzene (µg/L)	Xylenes (µg/L)	BTEX (µg/L)	MTBE (µg/L)	TBA (µg/L)	TAME (µg/L)	TPH-GRO (µg/L)	Methane (µg/L)	Iron (mg/L)	Sulfur (mg/L)	Kjeldahl Nitrogen (mg/L)	Total Nitrate/Nitrite Nitrogen (mg/L)	DO (mg/L)
MW-4B continued	4/26/11	ND@1	ND@1	ND@1	ND@3	ND	ND@1	ND@20	ND@10	ND@100	--	--	--	--	--	--
	5/25/11	ND@1	ND@1	ND@1	ND@3	ND	2	ND@20	ND@10	ND@100	--	--	--	--	--	--
	6/29/11	ND@1	ND@1	ND@1	ND@3	ND	ND@1	ND@20	ND@10	ND@100	--	--	--	--	--	--
	9/22/11	ND@1	ND@1	ND@1	ND@3	ND	5	ND@20	ND@10	ND@100	--	--	--	--	--	--
	12/8/11	ND@1	ND@1	ND@1	ND@3	ND	5.3	ND@20	ND@10	ND@100	--	--	--	--	--	--
	3/1/12	ND@1	ND@1	ND@1	ND@3	ND	ND@1	ND@20	ND@10	ND@100	--	--	--	--	--	--
	6/5/12	ND@1	ND@1	ND@1	ND@3	ND	3.3	ND@20	ND@10	ND@100	--	--	--	--	--	--
	9/12/12	ND@1	ND@1	ND@1	ND@3	ND	ND@1	ND@20	ND@10	ND@100	--	--	--	--	--	--
	12/6/12	ND@1	ND@1	ND@1	ND@3	ND	3.3	ND@20	ND@10	ND@100	--	--	--	--	--	--
	3/11/13	ND@1	ND@1	ND@1	ND@3	ND	1.7	21	ND@10	ND@100	--	--	--	--	--	--
	6/6/13	ND@1	ND@1	ND@1	ND@3	ND	2.1	ND@20	ND@10	ND@100	--	--	--	--	--	--
	9/12/13	ND@1	ND@1	ND@1	ND@3	ND	1.6	ND@20	ND@10	ND@100	--	--	--	--	--	--
	12/18/13	ND@1	ND@1	ND@1	ND@3	ND	ND@1	ND@20	ND@10	ND@100	--	--	--	--	--	--
	3/19/14	ND@0.5	ND@0.7	ND@0.8	ND@1.6	ND	1.0	ND@10	ND@0.8	ND@20	ND@3	ND@0.043	2.66	ND@0.5	11.60	2.55
	6/16/14	ND@0.5	ND@0.5	ND@0.5	ND@1	ND	ND@0.5	ND@10	ND@0.5	ND@20	ND@3	ND@0.0334	2.68	ND@0.5	11.30	6.74
	9/26/14	ND@0.5	ND@0.5	ND@0.5	ND@1	ND	ND@0.5	ND@10	ND@0.5	ND@20	ND@3	0.04	2.50	ND@0.5	10.30	4.10
	12/8/14	ND@0.5	ND@0.5	ND@0.5	0.5	0.5	0.6	ND@10	ND@0.5	ND@20	ND@3	ND@0.0334	2.53	ND@0.5	11.1	2.74
	3/24/15	ND@1	ND@1	ND@1	ND@2	ND	ND@1	ND@10	ND@1	ND@100	ND@5	ND@0.1	2.47	ND@0.25	11.2	6.1
	6/23/15	ND@1	ND@1	ND@1	ND@2	ND	ND@1	ND@10	ND@1	ND@100	0.009	0.17	2.36	ND@0.25	11.3	4.47
	9/22/15	ND@1	ND@1	ND@1	ND@2	ND	ND@1	ND@10	ND@1	ND@100	ND@5	ND@0.1	2.42	ND@0.25	10.9	0.56
12/21/15	ND@1	ND@1	ND@1	ND@2	ND	ND@1	ND@10	ND@1	ND@100	ND@5	0.416	2.42	ND@0.25	11.1	0.77	
3/9/16	ND@1	ND@1	ND@1	ND@2	ND	ND@1	ND@10	ND@1	ND@100	ND@5	0.21	2.38	ND@0.25	12	6.81	
6/8/16	ND@1	ND@1	ND@1	ND@2	ND	ND@1	ND@10	ND@1	ND@100	ND@5	0.103	2.4	ND@0.25	9.47	5.09	
9/21/16	ND@1	ND@1	ND@1	ND@2	ND	ND@1	ND@10	ND@1	ND@100	ND@4	ND@0.1	2.18	ND@0.25	11.2	4.61	
MW-5	7/26/05	ND@1	ND@1	ND@1	ND@3	ND	10	ND@25	ND@25	ND@100	--	--	--	--	--	--
	11/22/05	ND@1	ND@1	ND@1	ND@3	ND	15	ND@25	ND@25	--	--	--	--	--	--	--
	3/16/06	ND@1	ND@1	ND@1	ND@3	ND	76	44	ND@25	ND@100	--	--	--	--	--	--
	6/30/06	ND@1	ND@1	ND@1	ND@3	ND	11	ND@25	ND@25	ND@100	--	--	--	--	--	--
	9/12/06	ND@1	ND@1	ND@1	ND@3	ND	27	ND@25	ND@25	ND@100	--	--	--	--	--	--
	12/7/06	ND@1	ND@1	ND@1	ND@3	ND	15	ND@10	ND@10	ND@100	--	--	--	--	--	--
	3/28/07	ND@1	ND@1	ND@1	ND@3	ND	3	ND@10	ND@10	ND@100	--	--	--	--	--	--
	6/22/07	ND@1	ND@1	ND@1	ND@3	ND	3	ND@10	ND@10	ND@100	--	--	--	--	--	--
	9/25/07	ND@1	ND@1	ND@1	ND@3	ND	4	ND@10	ND@10	ND@100	--	--	--	--	--	--
	12/14/07	ND@1	ND@1	ND@1	ND@3	ND	5	ND@10	ND@10	ND@100	--	--	--	--	--	--
	3/14/08	ND@1	ND@1	ND@1	ND@3	ND	7	ND@10	ND@10	ND@100	--	--	--	--	--	--
	6/18/08	ND@1	ND@1	ND@1	ND@3	ND	9	ND@20	ND@10	ND@100	--	--	--	--	--	--
	9/3/08	ND@1	ND@1	ND@1	ND@3	ND	7	ND@20	ND@10	ND@100	--	--	--	--	--	--
	12/23/08	ND@1	ND@1	ND@1	ND@3	ND	32	ND@20	ND@10	ND@100	--	--	--	--	--	--
	3/24/09	ND@1	ND@1	ND@1	ND@3	ND	15	ND@20	ND@10	ND@100	--	--	--	--	--	--
6/8/09	ND@1	ND@1	ND@1	ND@3	ND	8	ND@20	ND@10	ND@100	--	--	--	--	--	--	
9/27/09	ND@1	ND@1	ND@1	ND@3	ND	2	ND@20	ND@10	ND@100	--	--	--	--	--	--	

Table 2
Monitoring Well Groundwater Analytical Results
 7-Eleven Store No. 22281
 Fallston, Maryland

Sample ID	Date	Benzene (µg/L)	Toluene (µg/L)	Ethylbenzene (µg/L)	Xylenes (µg/L)	BTEX (µg/L)	MTBE (µg/L)	TBA (µg/L)	TAME (µg/L)	TPH-GRO (µg/L)	Methane (µg/L)	Iron (mg/L)	Sulfur (mg/L)	Kjeldahl Nitrogen (mg/L)	Total Nitrate/Nitrite Nitrogen (mg/L)	DO (mg/L)
MW-5 continued	12/23/09	ND@1	ND@1	ND@1	ND@3	ND	2	ND@20	ND@10	ND@100	--	--	--	--	--	--
	3/10/10	ND@1	ND@1	ND@1	ND@3	ND	3	ND@20	ND@10	ND@100	--	--	--	--	--	--
	6/7/10	ND@1	ND@1	ND@1	ND@3	ND	2	ND@20	ND@10	ND@100	--	--	--	--	--	--
	9/20/10	ND@1	ND@1	ND@1	ND@3	ND	5	ND@20	ND@10	ND@100	--	--	--	--	--	--
	12/20/10	ND@1	ND@1	ND@1	ND@3	ND	5	24	ND@10	ND@100	--	--	--	--	--	--
	3/22/11	ND@1	ND@1	ND@1	ND@3	ND	4	ND@20	ND@10	ND@100	--	--	--	--	--	--
	6/29/11	ND@1	ND@1	ND@1	ND@3	ND	3	ND@20	ND@10	ND@100	--	--	--	--	--	--
	9/22/11	ND@1	ND@1	ND@1	ND@3	ND	3	ND@20	ND@10	ND@100	--	--	--	--	--	--
	12/8/11	ND@1	ND@1	ND@1	ND@3	ND	3	ND@20	ND@10	ND@100	--	--	--	--	--	--
	3/1/12	ND@1	ND@1	ND@1	ND@3	ND	1.7	ND@20	ND@10	ND@100	--	--	--	--	--	--
	6/5/12	ND@1	ND@1	ND@1	ND@3	ND	1.5	ND@20	ND@10	ND@100	--	--	--	--	--	--
	9/12/12	ND@1	ND@1	ND@1	ND@3	ND	1.4	ND@20	ND@10	ND@100	--	--	--	--	--	--
	12/6/12	ND@1	ND@1	ND@1	ND@3	ND	1.5	ND@20	ND@10	ND@100	--	--	--	--	--	--
	3/11/13	ND@1	ND@1	ND@1	ND@3	ND	1.1	ND@20	ND@10	ND@100	--	--	--	--	--	--
	6/6/13	ND@1	ND@1	ND@1	ND@3	ND	1.1	ND@20	ND@10	ND@100	--	--	--	--	--	--
	9/12/13	ND@1	ND@1	ND@1	ND@3	ND	ND@1	ND@20	ND@10	ND@100	--	--	--	--	--	--
	12/18/13	ND@1	ND@1	ND@1	ND@3	ND	ND@1	ND@20	ND@10	ND@100	--	--	--	--	--	--
	3/19/14	ND@0.5	ND@0.7	ND@0.8	ND@1.6	ND	ND@0.5	ND@10	ND@0.8	ND@20	ND@3	2.19	0.14	ND@0.5	5.0	11.1
	6/16/14	ND@0.5	ND@0.5	ND@0.5	ND@1	ND	ND@0.5	ND@10	ND@0.8	ND@20	ND@3	16.40	0.18	ND@0.5	4.60	7.66
	9/26/14	ND@0.5	ND@0.5	ND@0.5	ND@1	ND	ND@0.5	ND@10	ND@0.8	47	ND@3	0.11	0.11	ND@0.5	5.6	9.9
	12/8/14	ND@0.5	ND@0.5	ND@0.5	ND@1	ND	ND@0.5	ND@10	ND@0.8	31	ND@3	4.16	0.131	ND@0.5	6.3	4.24
	3/24/15	ND@1	ND@1	ND@1	ND@2	ND	4.25	ND@10	ND@1	ND@100	ND@5	2.75	0.282	ND@0.25	4.67	4.7
	6/23/15	Not Sampled														
9/22/15	Not Sampled															
12/21/15	Not Sampled															1.47
3/9/16	ND@1	ND@1	ND@1	ND@2	ND	4.25	ND@10	ND@1	ND@100	ND@5	4.51	4.41	ND@0.25	4.14	4.78	
6/8/16	Not Sampled															2.09
9/21/16	Not Sampled															1.73
MW-6	7/26/05	ND@1	ND@1	ND@1	ND@3	ND	760	560	28	840	--	--	--	--	--	--
	11/22/05	ND@1	ND@1	ND@1	ND@3	ND	1,900	990	77	--	--	--	--	--	--	--
	3/16/06	ND@1	ND@1	ND@1	ND@3	ND	1,300	650	48	ND@100	--	--	--	--	--	--
	6/30/06	ND@1	ND@1	ND@1	ND@3	ND	E 860	59	48	ND@100	--	--	--	--	--	--
	9/12/06	ND@1	ND@1	ND@1	ND@3	ND	1,200	78	52	ND@100	--	--	--	--	--	--
	12/7/06	ND@10	ND@10	ND@10	ND@30	ND	2,400	140	110	140	--	--	--	--	--	--
	3/28/07	ND@100	ND@100	ND@100	ND@300	ND	1,100	ND@1,000	ND@1,000	110	--	--	--	--	--	--
	6/22/07	ND@1	ND@1	ND@1	ND@3	ND	E 1,000	78	62	130	--	--	--	--	--	--
	9/25/07	ND@1	ND@1	ND@1	ND@3	ND	E 1,200	120	65	150	--	--	--	--	--	--
	12/14/07	2	ND@1	ND@1	ND@3	2	E 3,800	E 330	E 350	600	--	--	--	--	--	--
	3/14/08	ND@50	ND@50	ND@50	ND@350	ND	3,000	ND@500	ND@500	3,700	--	--	--	--	--	--
6/18/08	ND@10	ND@10	ND@10	ND@30	ND	2,200	ND@200	120	510	--	--	--	--	--	--	
9/3/08	ND@1	ND@1	ND@1	ND@3	ND	1,200	210	84	300	--	--	--	--	--	--	

Table 2
Monitoring Well Groundwater Analytical Results
 7-Eleven Store No. 22281
 Fallston, Maryland

Sample ID	Date	Benzene (µg/L)	Toluene (µg/L)	Ethylbenzene (µg/L)	Xylenes (µg/L)	BTEX (µg/L)	MTBE (µg/L)	TBA (µg/L)	TAME (µg/L)	TPH-GRO (µg/L)	Methane (µg/L)	Iron (mg/L)	Sulfur (mg/L)	Kjeldahl Nitrogen (mg/L)	Total Nitrate/Nitrite Nitrogen (mg/L)	DO (mg/L)
MW-6 continued	12/27/08	ND@10	ND@10	ND@10	ND@30	ND	3,600	320	260	1,700	--	--	--	--	--	--
	3/24/09	ND@10	ND@10	ND@10	ND@30	ND	2,100	230	120	360	--	--	--	--	--	--
	6/8/09	ND@1	ND@1	ND@1	ND@3	ND	2,600	230	170	810	--	--	--	--	--	--
	9/27/09	ND@1	ND@1	ND@1	ND@3	ND	1,600	170	99	2,300	--	--	--	--	--	--
	12/23/09	ND@1	ND@1	ND@1	ND@3	ND	1,200	190	78	1,500	--	--	--	--	--	--
	3/10/10	ND@1	ND@1	ND@1	ND@3	ND	330	87	18	330	--	--	--	--	--	--
	6/7/10	ND@1	ND@1	ND@1	ND@3	ND	670	210	29	590	--	--	--	--	--	--
	7/31/10	ND@1	ND@1	ND@1	ND@3	ND	1,400	290	71	1,800	--	--	--	--	--	--
	8/16/10	ND@1	ND@1	ND@1	ND@3	ND	1,700	310	84	2,300	--	--	--	--	--	--
	9/20/10	ND@1	ND@1	ND@1	ND@3	ND	1,700	750	78	2,000	--	--	--	--	--	--
	10/26/10	ND@1	ND@1	ND@1	ND@3	ND	2,400	900	130	2,800	--	--	--	--	--	--
	11/23/10	ND@1	ND@1	ND@1	ND@3	ND	2,400	940	130	3,400	--	--	--	--	--	--
	12/20/10	ND@1	ND@1	ND@1	ND@3	ND	2,200	920	87	2,100	--	--	--	--	--	--
	2/28/11	ND@1	ND@1	ND@1	ND@3	ND	2,400	1,200	130	2,400	--	--	--	--	--	--
	3/22/11	ND@1	ND@1	ND@1	ND@3	ND	2,300	1,000	99	1,800	--	--	--	--	--	--
	4/26/11	ND@1	ND@1	ND@1	ND@3	ND	2,500	800	120	3,500	--	--	--	--	--	--
	5/25/11	ND@1	ND@1	ND@1	ND@3	ND	2,200	390	100	2,900	--	--	--	--	--	--
	6/29/11	ND@1	ND@1	ND@1	ND@3	ND	1,700	ND@20	75	2,000	--	--	--	--	--	--
	9/22/11	ND@1	ND@1	ND@1	ND@3	ND	1,200	350	50	850	--	--	--	--	--	--
	12/8/11	ND@1	ND@1	ND@1	ND@3	ND	2,300	630	110	1,600	--	--	--	--	--	--
	3/1/12	ND@1	ND@1	ND@1	ND@3	ND	1,300	320	60	1,700	--	--	--	--	--	1.34
	6/5/12	ND@1	ND@1	ND@1	ND@3	ND	1,300	330	53	1,300	--	--	--	--	--	--
	9/12/12	ND@1	ND@1	ND@1	ND@3	ND	1,600	490	68	1,400	--	--	--	--	--	1.44
	12/6/12	ND@1	ND@1	ND@1	ND@3	ND	1,400	230	65	1,500	--	--	--	--	--	--
	3/11/13	ND@1	ND@1	ND@1	ND@3	ND	810	78	34	660	--	--	--	--	--	0.9
	6/6/13	ND@1	ND@1	ND@1	ND@3	ND	750	48	35	820	--	--	--	--	--	0.58
	9/12/13	ND@1	ND@1	ND@1	ND@3	ND	690	190	31	680	--	--	--	--	--	--
	12/18/13	ND@1	ND@1	ND@1	ND@3	ND	540	48	21	470	--	--	--	--	--	--
	3/19/14	ND@0.5	ND@0.7	ND@0.8	ND@1.6	ND	470	54 J	19	440	ND@3	3.58	8.51	25.30	32.30	8.06
	6/16/14	ND@0.5	ND@0.5	ND@0.5	ND@1	ND	230	32	8	190	ND@3	2.42	11.20	28.60	14.00	5.57
9/26/14	ND@0.5	ND@0.5	ND@0.5	ND@1	ND	280	56	10	340	ND@3	0.13	10.50	18.00	13.60	3.00	
12/8/14	ND@0.5	ND@0.5	ND@0.5	ND@1	ND	360	60	16	310	ND@3	6.8	6.8	16	15	1.1	
3/24/15	ND@1	ND@1	ND@1	ND@1	ND	233	29.8	8.95	201	ND@5	32.6	4.43	21.5	17.6	4.9	
6/23/15	ND@1	ND@1	ND@1	ND@1	ND	193	19.4	5.89	ND@100	0.0077	6.15	6.36	18.8	14.6	0.4	
9/22/15	ND@1	ND@1	ND@1	ND@1	ND	117 F1	27.4	4.22	109	ND@5	2.18	7.64	13.1	12.4	1.28	
12/21/15	ND@1	ND@1	ND@1	ND@1	ND	144	22.3	5.95	134	ND@5	2.48	7.76	9.96	12.8	1.11	
3/9/16	ND@1	ND@1	ND@1	ND@1	ND	84.1	ND@1	3.13	ND@100	ND@5	2.21	14.1	8.69	13.5	3.94	
6/8/16	ND@1	ND@1	ND@1	ND@1	ND	66.4	11.1	2.28	ND@100	ND@5	7.62	7.99	14.4	11.8	1.28	
9/21/16	ND@1	ND@1	ND@1	ND@1	ND	97.7	16.2	3.45	105	ND@4	0.483	5.13	5.16	10.8	0.24	

Table 2
Monitoring Well Groundwater Analytical Results
 7-Eleven Store No. 22281
 Fallston, Maryland

Sample ID	Date	Benzene (µg/L)	Toluene (µg/L)	Ethylbenzene (µg/L)	Xylenes (µg/L)	BTEX (µg/L)	MTBE (µg/L)	TBA (µg/L)	TAME (µg/L)	TPH-GRO (µg/L)	Methane (µg/L)	Iron (mg/L)	Sulfur (mg/L)	Kjeldahl Nitrogen (mg/L)	Total Nitrate/Nitrite Nitrogen (mg/L)	DO (mg/L)
MW-7	7/26/05	ND@1	ND@1	ND@1	ND@3	ND	ND@1	ND@25	ND@25	ND@100	--	--	--	--	--	--
	11/22/05	ND@1	ND@1	ND@1	ND@3	ND	ND@1	34	ND@25	--	--	--	--	--	--	--
	3/16/06	ND@1	ND@1	ND@1	ND@3	ND	ND@1	ND@25	ND@25	ND@100	--	--	--	--	--	--
	6/30/06	ND@1	ND@1	ND@1	ND@3	ND	ND@1	ND@25	ND@25	ND@100	--	--	--	--	--	--
	9/12/06	ND@1	ND@1	ND@1	ND@3	ND	ND@1	ND@25	ND@25	ND@100	--	--	--	--	--	--
	12/7/06	ND@1	ND@1	ND@100	ND@3	ND	ND@1	ND@10	ND@10	ND@100	--	--	--	--	--	--
	3/28/07	ND@1	ND@1	ND@100	ND@3	ND	ND@1	ND@10	ND@10	ND@100	--	--	--	--	--	--
	6/22/07	ND@1	ND@1	ND@100	ND@3	ND	ND@1	ND@10	ND@10	ND@100	--	--	--	--	--	--
	9/25/07	ND@1	ND@1	ND@100	ND@3	ND	ND@1	ND@10	ND@10	ND@100	--	--	--	--	--	--
	12/14/07	ND@1	ND@1	ND@100	ND@3	ND	ND@1	ND@10	ND@10	ND@100	--	--	--	--	--	--
	3/14/08	ND@1	ND@1	ND@100	ND@3	ND	ND@1	ND@10	ND@10	ND@100	--	--	--	--	--	--
	6/18/08	ND@1	ND@1	ND@1	ND@3	ND	ND@1	ND@20	ND@10	ND@100	--	--	--	--	--	--
	9/3/08	ND@1	ND@1	ND@1	ND@3	ND	ND@1	ND@20	ND@10	ND@100	--	--	--	--	--	--
	12/23/08	ND@1	ND@1	ND@1	ND@3	ND	ND@1	ND@20	ND@10	ND@100	--	--	--	--	--	--
	3/24/09	ND@1	ND@1	ND@1	ND@3	ND	1	ND@20	ND@10	ND@100	--	--	--	--	--	--
	6/8/09	ND@1	ND@1	ND@1	ND@3	ND	ND@1	ND@20	ND@10	ND@100	--	--	--	--	--	--
	9/27/09	ND@1	ND@1	ND@1	ND@3	ND	13	ND@20	ND@10	ND@100	--	--	--	--	--	--
	12/23/09	ND@1	ND@1	ND@1	ND@3	ND	ND@1	ND@20	ND@10	ND@100	--	--	--	--	--	--
	3/10/10	ND@1	ND@1	ND@1	ND@3	ND	ND@1	ND@20	ND@10	ND@100	--	--	--	--	--	--
	6/7/10	ND@1	ND@1	ND@1	ND@3	ND	ND@1	ND@20	ND@10	ND@100	--	--	--	--	--	--
	9/20/10	ND@1	ND@1	ND@1	ND@3	ND	ND@1	ND@20	ND@10	ND@100	--	--	--	--	--	--
	12/20/10	ND@1	ND@1	ND@1	ND@3	ND	ND@1	ND@20	ND@10	ND@100	--	--	--	--	--	--
	3/22/11	ND@1	ND@1	ND@1	ND@3	ND	ND@1	ND@20	ND@10	ND@100	--	--	--	--	--	--
	6/29/11	ND@1	ND@1	ND@1	ND@3	ND	ND@1	ND@20	ND@10	ND@100	--	--	--	--	--	--
	9/22/11	ND@1	ND@1	ND@1	ND@3	ND	ND@1	ND@20	ND@10	ND@100	--	--	--	--	--	--
	12/8/11	ND@1	ND@1	ND@1	ND@3	ND	ND@1	ND@20	ND@10	ND@100	--	--	--	--	--	--
	3/1/12	ND@1	ND@1	ND@1	ND@3	ND	ND@1	ND@20	ND@10	ND@100	--	--	--	--	--	--
	6/5/12	ND@1	ND@1	ND@1	ND@3	ND	ND@1	ND@20	ND@10	ND@100	--	--	--	--	--	--
	9/12/12	ND@1	ND@1	ND@1	ND@3	ND	ND@1	ND@20	ND@10	ND@100	--	--	--	--	--	--
	12/6/12	ND@1	ND@1	ND@1	ND@3	ND	ND@1	ND@20	ND@10	ND@100	--	--	--	--	--	--
	3/11/13	ND@1	ND@1	ND@1	ND@3	ND	ND@1	ND@20	ND@10	ND@100	--	--	--	--	--	--
	6/6/13	ND@1	ND@1	ND@1	ND@3	ND	ND@1	ND@20	ND@10	ND@100	--	--	--	--	--	--
	9/12/13	ND@1	ND@1	ND@1	ND@3	ND	ND@1	ND@20	ND@10	ND@100	--	--	--	--	--	--
	12/18/13	ND@1	ND@1	ND@1	ND@3	ND	ND@1	ND@20	ND@10	ND@100	--	--	--	--	--	--
	3/19/14	ND@0.5	ND@0.7	ND@0.8	ND@1.6	ND	ND@0.5	ND@10	ND@0.8	ND@20	ND@3	6.79	7.36	ND@0.5	0.4	10.3
	6/16/14	ND@0.5	ND@0.5	ND@0.5	ND@1	ND	ND@0.5	ND@10	ND@0.5	ND@20	ND@3	5.04	8.42	ND@0.5	0.22	8.45
	9/26/14	ND@0.5	ND@0.5	ND@0.5	ND@1	ND	ND@0.5	ND@10	ND@0.5	ND@20	ND@3	0.22	8.38	ND@0.5	0.31	11.5
	12/8/14	ND@0.5	ND@0.5	ND@0.5	ND@1	ND	ND@0.5	ND@10	ND@0.5	ND@20	ND@3	4.9	8.59	ND@0.5	0.64	7.39

Table 2
Monitoring Well Groundwater Analytical Results
 7-Eleven Store No. 22281
 Fallston, Maryland

Sample ID	Date	Benzene (µg/L)	Toluene (µg/L)	Ethylbenzene (µg/L)	Xylenes (µg/L)	BTEX (µg/L)	MTBE (µg/L)	TBA (µg/L)	TAME (µg/L)	TPH-GRO (µg/L)	Methane (µg/L)	Iron (mg/L)	Sulfur (mg/L)	Kjeldahl Nitrogen (mg/L)	Total Nitrate/Nitrite Nitrogen (mg/L)	DO (mg/L)
MW-7 continued	3/24/15	ND@1	ND@1	ND@1	ND@1	ND	ND@1	ND@10	ND@1	ND@100	ND@5	13.4	7.47	ND@0.25	0.614	10.1
	6/23/15	Not Sampled														10.27
	9/22/15	Not Sampled														
	12/21/15	Not Sampled														
	3/9/16	ND@1	ND@1	ND@1	ND@1	ND	ND@1	ND@10	ND@1	ND@100	ND@5	4.06	6.9	0.267	0.287	11.66
	6/8/16	Not Sampled														8.82
	9/21/16	Not Sampled														8.61
MW-8A	3/28/07	ND@1	1	ND@100	ND@3	1	44	ND@10	ND@10	ND@100	--	--	--	--	--	--
	6/22/07	ND@1	ND@1	ND@100	ND@3	ND	9	ND@10	ND@10	ND@100	--	--	--	--	--	--
	9/25/07	ND@1	ND@1	ND@100	ND@3	ND	3	ND@10	ND@10	ND@100	--	--	--	--	--	--
	12/14/07	ND@1	ND@1	ND@100	ND@3	ND	ND@1	ND@10	ND@10	ND@100	--	--	--	--	--	--
	3/14/08	ND@1	ND@1	ND@100	ND@3	ND	3	ND@10	ND@10	ND@100	--	--	--	--	--	--
	6/18/08	ND@1	ND@1	ND@1	ND@3	ND	2	ND@20	ND@10	ND@100	--	--	--	--	--	--
	9/3/08	ND@1	ND@1	ND@1	ND@3	ND	2	ND@20	ND@10	ND@100	--	--	--	--	--	--
	12/27/08	ND@1	ND@1	ND@1	ND@3	ND	2	ND@20	ND@10	ND@100	--	--	--	--	--	--
	3/24/09	ND@1	ND@1	ND@1	ND@3	ND	4	ND@20	ND@10	ND@100	--	--	--	--	--	--
	6/8/09	ND@1	ND@1	ND@1	ND@3	ND	2	ND@20	ND@10	ND@100	--	--	--	--	--	--
	9/27/09	ND@1	ND@1	ND@1	ND@3	ND	5	ND@20	ND@10	ND@100	--	--	--	--	--	--
	12/23/09	ND@1	ND@1	ND@1	ND@3	ND	7	ND@20	ND@10	ND@100	--	--	--	--	--	--
	3/10/10	ND@1	ND@1	ND@1	ND@3	ND	17	ND@20	ND@10	ND@100	--	--	--	--	--	--
	6/7/10	ND@1	ND@1	ND@1	ND@3	ND	13	ND@20	ND@10	ND@100	--	--	--	--	--	--
	9/20/10	ND@1	ND@1	ND@1	ND@3	ND	24	ND@20	ND@10	ND@100	--	--	--	--	--	--
	12/20/10	ND@1	ND@1	ND@1	ND@3	ND	9	ND@20	ND@10	ND@100	--	--	--	--	--	--
	3/22/11	ND@1	ND@1	ND@1	ND@3	ND	21	ND@20	ND@10	ND@100	--	--	--	--	--	--
	6/29/11	ND@1	ND@1	ND@1	ND@3	ND	30	ND@20	ND@10	ND@100	--	--	--	--	--	--
	9/22/11	ND@1	ND@1	ND@1	ND@3	ND	30	ND@20	ND@10	ND@100	--	--	--	--	--	--
	12/8/11	ND@1	ND@1	ND@1	ND@3	ND	33	ND@20	ND@10	ND@100	--	--	--	--	--	--
	3/1/12	ND@1	ND@1	ND@1	ND@3	ND	32	ND@20	ND@10	ND@100	--	--	--	--	--	--
	6/5/12	ND@1	ND@1	ND@1	ND@3	ND	19	ND@20	ND@10	ND@100	--	--	--	--	--	--
	9/12/12	ND@1	2.1	ND@1	ND@3	2.1	43	ND@20	ND@10	ND@100	--	--	--	--	--	--
	12/6/12	ND@1	ND@1	ND@1	ND@3	ND	38	ND@20	ND@10	ND@100	--	--	--	--	--	--
	3/11/13	ND@1	ND@1	ND@1	ND@3	ND	32	ND@20	ND@10	ND@100	--	--	--	--	--	--
	6/6/13	ND@1	ND@1	ND@1	ND@3	ND	28	ND@20	ND@10	ND@100	--	--	--	--	--	--
	9/12/13	ND@1	ND@1	ND@1	ND@3	ND	25	ND@20	ND@10	ND@100	--	--	--	--	--	--
12/18/13	ND@1	ND@1	ND@1	ND@3	ND	15	ND@20	ND@10	ND@100	--	--	--	--	--	--	
3/19/14	ND@0.5	ND@0.7	ND@0.8	ND@1.6	ND	18	ND@10	ND@0.8	25	ND@3	12.00	5.07	0.52	11.80	6.56	
6/16/14	ND@0.5	ND@0.5	ND@0.5	ND@1	ND	17	ND@10	ND@0.5	ND@20	ND@3	18.40	3.31	0.57	10.40	4.11	
9/26/14	ND@0.5	ND@0.5	ND@0.5	ND@1	ND	18	ND@10	ND@0.5	23	ND@3	1.32	2.57	ND@0.5	13.30	4.70	
12/8/14	ND@0.5	ND@0.5	ND@0.5	ND@1	ND	21	ND@10	0.7	ND@20	ND@3	18.9	2.79	ND@0.5	14.2	0.96	
3/24/15	ND@1	ND@1	ND@1	ND@2	ND	13.5	ND@10	ND@1	ND@100	ND@5	29	5.44	0.343	12	6.2	

Table 2
Monitoring Well Groundwater Analytical Results
 7-Eleven Store No. 22281
 Fallston, Maryland

Sample ID	Date	Benzene (µg/L)	Toluene (µg/L)	Ethylbenzene (µg/L)	Xylenes (µg/L)	BTEX (µg/L)	MTBE (µg/L)	TBA (µg/L)	TAME (µg/L)	TPH-GRO (µg/L)	Methane (µg/L)	Iron (mg/L)	Sulfur (mg/L)	Kjeldahl Nitrogen (mg/L)	Total Nitrate/Nitrite Nitrogen (mg/L)	DO (mg/L)
MW-8A continued	6/23/15	ND@1	ND@1	ND@1	ND@2	ND	21.3	ND@10	ND@1	ND@100	0.0088	5.76	3.82	0.78	15.4	0.37
	9/22/15	ND@1	ND@1	ND@1	ND@2	ND	24	ND@10	ND@1	ND@100	ND@5	12.3	3.28	0.759	17.1	1.36
	12/21/15	ND@1	ND@1	ND@1	ND@2	ND	23.4	ND@10	ND@1	ND@100	ND@5	7.22	3.79	ND@0.25	13.4	1.14
	3/9/16	ND@1	ND@1	ND@1	ND@2	ND	30.7	ND@10	1.19	ND@100	ND@5	39.5	3.58	2.13	14.7	3.06
	6/8/16	ND@1	ND@1	ND@1	ND@2	ND	28	ND@10	1.12	ND@100	ND@5	26.6	3.69	ND@0.25	13.5	0.91
	9/19/16	ND@1	ND@1	ND@1	ND@2	ND	30.4	ND@10	ND@1	ND@100	ND@4	19.5	3.92	ND@0.25	12.5	1.48
MW-8B	10/15/07	ND@1	1	ND@1	ND@3	1	14	ND@10	ND@10	ND@100	--	--	--	--	--	--
	12/14/07	ND@1	ND@1	ND@100	ND@3	ND	15	ND@10	ND@10	ND@100	--	--	--	--	--	--
	3/14/08	ND@1	ND@1	ND@100	ND@3	ND	16	ND@10	ND@10	ND@100	--	--	--	--	--	--
	6/18/08	ND@1	ND@1	ND@1	ND@3	ND	24	ND@20		ND@100	--	--	--	--	--	--
	9/3/08	ND@1	ND@1	ND@1	ND@3	ND	28	ND@20	ND@10	ND@100	--	--	--	--	--	--
	12/27/08	ND@1	ND@1	ND@1	ND@3	ND	23	ND@20	ND@10	ND@100	--	--	--	--	--	--
	3/24/09	ND@1	ND@1	ND@1	ND@3	ND	39	ND@20	ND@10	ND@100	--	--	--	--	--	--
	6/8/09	ND@1	ND@1	ND@1	ND@3	ND	64	25	ND@10	ND@100	--	--	--	--	--	--
	9/27/09	ND@1	ND@1	ND@1	ND@3	ND	77	31	ND@10	ND@100	--	--	--	--	--	--
	12/23/09	ND@1	ND@1	ND@1	ND@3	ND	93	31	ND@10	ND@100	--	--	--	--	--	--
	3/10/10	ND@1	ND@1	ND@1	ND@3	ND	100	33	ND@10	ND@100	--	--	--	--	--	--
	6/7/10	ND@1	ND@1	ND@1	ND@3	ND	56	ND@20	ND@10	ND@100	--	--	--	--	--	--
	9/20/10	ND@1	ND@1	ND@1	ND@3	ND	65	ND@20	ND@10	ND@100	--	--	--	--	--	--
	12/20/10	ND@1	ND@1	ND@1	ND@3	ND	56	ND@20	ND@10	ND@100	--	--	--	--	--	--
	3/22/11	ND@1	ND@1	ND@1	ND@3	ND	34	ND@20	ND@10	ND@100	--	--	--	--	--	--
	6/29/11	ND@1	ND@1	ND@1	ND@3	ND	29	ND@20	ND@10	ND@100	--	--	--	--	--	--
	9/22/11	ND@1	ND@1	ND@1	ND@3	ND	22	ND@20	ND@10	ND@100	--	--	--	--	--	--
	12/8/11	ND@1	ND@1	ND@1	ND@3	ND	28	ND@20	ND@10	ND@100	--	--	--	--	--	--
	3/1/12	ND@1	ND@1	ND@1	ND@3	ND	22	ND@20	ND@10	ND@100	--	--	--	--	--	--
	6/5/12	ND@1	ND@1	ND@1	ND@3	ND	12	ND@20	ND@10	ND@100	--	--	--	--	--	--
	9/12/12	ND@1	ND@1	ND@1	ND@3	ND	18	ND@20	ND@10	ND@100	--	--	--	--	--	--
	12/6/12	ND@1	280	ND@1	ND@3	280	15	ND@20	ND@10	670	--	--	--	--	--	--
	3/11/13	ND@1	75	ND@1	ND@3	75	17	ND@20	ND@10	150	--	--	--	--	--	--
	6/6/13	ND@1	2.1	ND@1	ND@3	2.1	17	ND@20	ND@10	ND@100	--	--	--	--	--	--
	9/12/13	ND@1	ND@1	ND@1	ND@3	ND	14	ND@20	ND@10	ND@100	--	--	--	--	--	--
	12/18/13	ND@1	ND@1	ND@1	ND@3	ND	7.1	ND@20	ND@10	ND@100	--	--	--	--	--	--
	3/19/14	ND@0.5	ND@0.7	ND@0.8	ND@1.6	ND	3	ND@10	ND@0.8	ND@20	ND@3	3.62	4.52	0.52	9.10	8.77
	6/16/14	ND@0.5	ND@0.5	ND@0.5	ND@1	ND	11	ND@10	ND@0.5	ND@20	ND@3	1.70	3.79	0.59	9.80	4.13
	9/26/14	ND@0.5	ND@0.5	ND@0.5	ND@1	ND	8	ND@10	ND@0.5	ND@20	11	0.30	3.65	0.91	9.90	2.30
	12/8/14	ND@0.5	ND@0.5	ND@0.5	ND@1	ND	7	ND@10	ND@0.5	ND@20	3.7	8.11	3.54	0.72	10.1	2.22
	3/24/15	ND@1	ND@1	ND@1	ND@2	ND	4.57	ND@10	ND@1	ND@100	ND@5	1.59	3.87	2.77	10.1	4.7
	6/23/15	ND@1	ND@1	ND@1	ND@2	ND	5.67	ND@10	ND@1	ND@100	ND@5	0.972	3.52	0.316	9.41	0.36
9/22/15	ND@1	ND@1	ND@1	ND@2	ND	4.23	ND@1	ND@1	ND@100	ND@5	12.6	3.87	0.3	10.4	1.16	
12/21/15	ND@1	ND@1	ND@1	ND@2	ND	3.4	ND@1	ND@1	ND@100	ND@5	1.92	3.62	9.38	ND@0.25	1.99	
3/9/16	ND@1	ND@1	ND@1	ND@2	ND	2.97	ND@1	ND@1	ND@100	ND@5	0.402	4.01	ND@0.25	9.26	2.9	
6/8/16	ND@1	ND@1	ND@1	ND@2	ND	2.12	ND@1	ND@1	ND@100	ND@5	2.15	3.68	ND@0.25	9.38	2.51	
9/19/16	ND@1	ND@1	ND@1	ND@2	ND	1.04	ND@1	ND@1	ND@100	ND@5	1.47	3.63	ND@0.25	9.85	2.01	

Table 2
Monitoring Well Groundwater Analytical Results
 7-Eleven Store No. 22281
 Fallston, Maryland

Sample ID	Date	Benzene (µg/L)	Toluene (µg/L)	Ethyl-benzene (µg/L)	Xylenes (µg/L)	BTEX (µg/L)	MTBE (µg/L)	TBA (µg/L)	TAME (µg/L)	TPH-GRO (µg/L)	Methane (µg/L)	Iron (mg/L)	Sulfur (mg/L)	Kjeldahl Nitrogen (mg/L)	Total Nitrate/Nitrite Nitrogen (mg/L)	DO (mg/L)	
MW-8C	12/21/15	ND@1	ND@1	ND@1	ND@2	ND	3.88	ND@1	ND@1	ND@100	6.21	3.32	2.9	ND@0.25	0.393	1.27	
	3/9/16	ND@1	2.21	ND@1	ND@2	2.21	1.35	ND@1	ND@1	ND@100	ND@5	5.19	2.86	ND@0.25	ND@0.1	3.93	
	6/8/16	ND@1	ND@1	ND@1	ND@2	ND	ND@1	ND@1	ND@1	ND@100	ND@5	33.8	3.5	0.322	ND@0.1	0.42	
	9/19/16	ND@1	ND@1	ND@1	ND@2	ND	ND@1	ND@1	ND@1	ND@100	ND@4	0.693	2.54	ND@0.25	ND@0.1	0.72	
MW-9	3/10/10	ND@1	ND@1	ND@1	ND@3	ND	1,800	490	75	1,600	--	--	--	--	--	--	
	5/6/10	ND@1	ND@1	ND@1	ND@3	ND	1,200	330	52	1,300	--	--	--	--	--	--	
	6/7/10	ND@1	ND@1	ND@1	ND@3	ND	990	290	33	910	--	--	--	--	--	--	
	7/31/10	ND@1	ND@1	ND@1	ND@3	ND	1,600	480	71	2,100	--	--	--	--	--	0.46	
	8/16/10	ND@1	ND@1	ND@1	ND@3	ND	1,300	350	49	1,600	--	--	--	--	--	0.44	
	9/20/10	ND@1	ND@1	ND@1	ND@3	ND	990	340	34	1,100	--	--	--	--	--	2.68	
	10/26/10	ND@1	ND@1	ND@1	ND@3	ND	1,300	500	52	1,400	--	--	--	--	--	0.19	
	11/23/10	ND@1	ND@1	ND@1	ND@3	ND	1,200	360	50	1,300	--	--	--	--	--	0.21	
	12/20/10	ND@1	ND@1	ND@1	ND@3	ND	1,400	470	48	1,400	--	--	--	--	--	0.22	
	2/28/11	ND@1	ND@1	ND@1	ND@3	ND	1,200	190	57	1,300	--	--	--	--	--	25.62	
	3/22/11	ND@1	ND@1	ND@1	ND@3	ND	1,100	340	42	850	--	--	--	--	--	9.68	
	4/26/11	ND@1	ND@1	ND@1	ND@3	ND	1,300	320	59	1,800	--	--	--	--	--	0.21	
	5/25/11	ND@1	ND@1	ND@1	ND@3	ND	1,200	150	53	1,500	--	--	--	--	--	48.22	
	6/29/11	ND@1	ND@1	ND@1	ND@3	ND	1,600	200	68	1,700	--	--	--	--	--	0.48	
	9/22/11	ND@1	ND@1	ND@1	ND@3	ND	2,200	690	ND@100	1,300	--	--	--	--	--	--	
	12/8/11	ND@1	ND@1	ND@1	ND@3	ND	2,000	560	95	1,500	--	--	--	--	--	--	
	3/1/12	ND@1	ND@1	ND@1	ND@3	ND	1,800	790	81	2,300	--	--	--	--	--	0.46	
	6/5/12	1.3	ND@1	ND@1	ND@3	ND	3,900	1,600	160	3,800	--	--	--	--	--	--	
	9/12/12	1.1	ND@1	ND@1	ND@1	ND@3	1.1	2,500	1,200	130	2,700	--	--	--	--	--	1.15
	12/6/12	ND@1	ND@1	ND@1	ND@3	ND	1,600	840	90	1,900	--	--	--	--	--	--	
	3/11/13	ND@1	ND@1	ND@1	ND@3	ND	2,500	1,100	97	2,000	--	--	--	--	--	0.8	
	6/6/13	ND@1	ND@1	ND@1	ND@3	ND	2,000	920	83	2,100	--	--	--	--	--	0.81	
	9/12/13	ND@1	ND@1	ND@1	ND@3	ND	2,300	1,500	100	2,100	--	--	--	--	--	--	
	12/18/13	ND@1	ND@1	ND@1	ND@3	ND	950	360	35	730	--	--	--	--	--	--	
	3/19/14	ND@0.5	ND@0.7	ND@0.8	ND@1.6	ND	1,100	510	44	970	ND@3	1.7	0.634	1.2	9.7	5.07	
	6/16/14	ND@0.5	ND@0.5	ND@0.5	ND@1	ND	750	360	31	640	ND@3	1	1.16	ND@0.5	8.3	5.53	
	9/26/14	ND@0.5	ND@0.5	ND@0.5	ND@1	ND	560	200	16	500	ND@3	0.04	1.72	3.4	8.3	3.7	
	12/8/14	ND@0.5	ND@0.5	ND@0.5	ND@1	ND	900	370	35	800	ND@3	2.85	1.42	2.7	8.7	3.7	
	3/24/15	ND@1	ND@1	ND@1	ND@2	ND	557	203	21.4	435	ND@5	4.56	1.23	ND@0.25	8.71	4.9	
	6/23/15	ND@1	ND@1	ND@1	ND@2	ND	554	173	17.2	ND@100	0.0068	3.22	1.71	1.22	8.39	1.23	
9/22/15	ND@1	ND@1	ND@1	ND@2	ND	896	321	29.6	979	0.024	2.5	0.962	0.387	8.42	4.58		
12/21/15	ND@1	ND@1	ND@1	ND@2	ND	274	89.8	11.8	256	ND@5	1.87	1.2	0.513	7.86	0.85		
3/9/16	ND@1	ND@1	ND@1	ND@2	ND	340	109	14.2	451	ND@5	1.34	0.908	ND@0.25	8.41	3.54		
6/8/16	ND@1	ND@1	ND@1	ND@2	ND	237	53.2	6.97	243	ND@5	10.2	1.5	0.757	8.17	0.36		
9/21/16	ND@1	ND@1	ND@1	ND@2	ND	180	38.4	5.86	189	ND@4	1.61	1.66	0.313	8.37	0.37		

Table 2
Monitoring Well Groundwater Analytical Results
 7-Eleven Store No. 22281
 Fallston, Maryland

Sample ID	Date	Benzene (µg/L)	Toluene (µg/L)	Ethyl-benzene (µg/L)	Xylenes (µg/L)	BTEX (µg/L)	MTBE (µg/L)	TBA (µg/L)	TAME (µg/L)	TPH-GRO (µg/L)	Methane (µg/L)	Iron (mg/L)	Sulfur (mg/L)	Kjeldahl Nitrogen (mg/L)	Total Nitrate/Nitrite Nitrogen (mg/L)	DO (mg/L)
MW-10	3/10/10	6	ND@1	ND@1	11	17	17,000	5,400	810	18,000	--	--	--	--	--	--
	5/6/10	3	ND@1	1	4	8	8,300	2,800	350	10,000	--	--	--	18.4	--	--
	6/7/10	1	ND@1	ND@1	1	2	4,700	1,700	350	5,200	--	--	--	--	--	--
	7/31/10	1	ND@1	ND@1	2	3	6,600	4,200	330	8,500	--	--	--	--	--	0.43
	8/16/10	2	ND@1	ND@1	2	4	6,600	3,600	330	9,200	--	--	--	--	--	0.19
	9/20/10	1	ND@1	ND@1	1	2	5,600	5,700	250	6,900	--	--	--	--	--	2.45
	10/26/10	1	ND@1	ND@1	1	2	6,100	6,600	280	7,100	--	--	--	--	--	0.15
	11/23/10	2	ND@1	ND@1	3	5	7,700	4,800	410	9,400	--	--	--	--	--	0.12
	12/20/10	2	ND@1	ND@1	4	6	11,000	9,600	470	12,000	--	--	--	--	--	0.52
	2/28/11	ND@1	ND@1	ND@1	ND@3	ND	8,300	5,200	530	11,000	--	--	--	--	--	23.36
	3/22/11	ND@1	ND@1	ND@1	ND@3	ND	5,700	4,600	240	5,900	--	--	--	--	--	9.71
	4/26/11	2	ND@1	ND@1	3	5	5,600	6,000	290	8,000	--	--	--	--	--	0.3
	5/25/11	2	ND@1	ND@1	3	5	5,800	6,000	270	7,500	--	--	--	--	--	50
	6/29/11	ND@5	ND@5	ND@5	ND@15	ND	4,100	4,400	180	4,800	--	--	--	--	--	19.74
	9/22/11	ND@20	ND@20	ND@20	ND@60	ND	2,700	1,700	180	1,800	--	--	--	--	--	--
	12/8/11	ND@1	ND@1	ND@1	ND@3	ND	2,700	2,900	120	1,900	--	--	--	--	--	--
	3/1/12	ND@1	ND@1	ND@1	ND@3	ND	1,100	1,100	51	1,500	--	--	--	--	--	4.03
	6/5/12	ND@1	ND@1	ND@1	ND@3	ND	1,000	920	34	1,100	--	--	--	--	--	--
	9/12/12	ND@1	ND@1	ND@1	ND@3	ND	1,000	1,000	41	1,100	--	--	--	--	--	--
	12/6/12	ND@1	ND@1	ND@1	ND@3	ND	1,000	1,500	50	1,100	--	--	--	--	--	--
3/11/13	ND@1	ND@1	ND@1	ND@3	ND	880	1,300	37	750	--	--	--	--	--	0.9	
6/6/13	ND@1	ND@1	ND@1	ND@3	ND	520	810	23	660	--	--	--	--	--	0.58	
9/12/13	ND@1	ND@1	ND@1	ND@3	ND	370	710	16	380	--	--	--	--	--	--	
12/18/13	ND@1	ND@1	ND@1	ND@3	ND	440	610	17	390	--	--	--	--	--	--	
3/19/14	ND@0.5	ND@0.7	ND@0.8	ND@1.6	ND	290	680	13	280	ND@3	2.8	0.958	3.7	8.1	2.63	
6/16/14	ND@0.5	ND@0.5	ND@0.5	ND@1	ND	320	810	14	270	ND@3	2.39	1.09	4.9	6.6	1.85	
9/26/14	ND@0.5	ND@0.5	ND@0.5	ND@1	ND	200	280	7	260	ND@3	0.05	1.04	4.5	8.5	3.6	
12/8/14	ND@0.5	ND@0.5	ND@0.5	ND@1	ND	290	250	12	230	ND@3	8.51	0.979	5.6	8.3	1.22	

Table 2
Monitoring Well Groundwater Analytical Results
 7-Eleven Store No. 22281
 Fallston, Maryland

Sample ID	Date	Benzene (µg/L)	Toluene (µg/L)	Ethylbenzene (µg/L)	Xylenes (µg/L)	BTEX (µg/L)	MTBE (µg/L)	TBA (µg/L)	TAME (µg/L)	TPH-GRO (µg/L)	Methane (µg/L)	Iron (mg/L)	Sulfur (mg/L)	Kjeldahl Nitrogen (mg/L)	Total Nitrate/Nitrite Nitrogen (mg/L)	DO (mg/L)
MW-10 Continued	3/24/15	ND@1	ND@1	ND@1	ND@2	ND	197	167	7.72	175	ND@5	5.3	0.755	2.77	7.96	5.4
	6/23/15	ND@1	ND@1	ND@1	ND@2	ND	180	83	5.72	ND@100	ND@5	25.1	0.825	2.23	7.67	0.48
	9/22/15	ND@1	ND@1	ND@1	ND@2	ND	114	48	4	121	ND@5	1.3	1.05	0.92	7.76	5.78
	12/21/15	ND@1	ND@1	ND@1	ND@2	ND	171	51	7.29	179	ND@5	0.933	0.942	ND@0.25	7.7	0.96
	3/9/16	ND@1	ND@1	ND@1	ND@2	ND	153	46	6.19	190	ND@5	4.35	0.883	1.37	7.68	2.8
	6/8/16	ND@1	ND@1	ND@1	ND@2	ND	116	21.3	3.78	120	ND@5	8.03	0.961	0.637	7.53	1.25
	9/21/16	ND@1	ND@1	ND@1	ND@2	ND	98	13.5	3.26	106	ND@4	0.427	0.978	0.286	8.31	0.29
MW-11	1/5/11	6	ND@1	ND@1	14	20	11,000	14,000	660	16,000	--	--	--	--	--	--
	3/22/11	4	ND@1	ND@1	7	11	8,800	9,600	440	10,000	--	--	--	--	--	1.54
	4/26/11	2	ND@1	ND@1	3	5	5,800	7,200	300	7,600	--	--	--	--	--	0.25
	5/25/11	1	ND@1	ND@1	1	2	3,900	3,500	200	5,200	--	--	--	--	--	0.26
	6/29/11	ND@5	ND@5	ND@5	ND@15	ND	4,000	4,300	170	4,400	--	--	--	--	--	0.17
	9/22/11	ND@20	ND@20	ND@20	ND@60	ND	3,300	2,300	ND@200	1,900	--	--	--	--	--	--
	12/8/11	ND@1	ND@1	ND@1	ND@3	ND	2,200	2,700	91	1,500	--	--	--	--	--	--
	3/1/12	ND@1	ND@1	ND@1	ND@3	ND	1,100	1,300	51	1,500	--	--	--	--	--	9.9
	6/5/12	ND@1	ND@1	ND@1	ND@3	ND	900	1,100	30	950	--	--	--	--	--	--
	9/12/12	ND@1	ND@1	ND@1	ND@3	ND	1,400	2,400	61	1,500	--	--	--	--	--	1.11
	12/6/12	ND@1	ND@1	ND@1	ND@3	ND	1,400	2,800	76	1,500	--	--	--	--	--	--
	3/11/13	ND@1	ND@1	ND@1	ND@3	ND	1,100	3,700	47	940	--	--	--	--	--	0.6
	6/6/13	ND@1	ND@1	ND@1	ND@3	ND	590	1,700	25	690	--	--	--	--	--	0.49
	9/12/13	ND@1	ND@1	ND@1	ND@3	ND	450	1,200	21	480	--	--	--	--	--	--
	12/18/13	ND@1	ND@1	ND@1	ND@3	ND	640	1,700	26	560	--	--	--	--	--	--
	3/19/14	ND@0.5	ND@0.7	ND@0.8	ND@1.6	ND	330	1,300	14	320	ND@3	85.0	0.61	0.72	7.10	3.20
	6/16/14	ND@0.5	ND@0.5	ND@0.5	ND@1	ND	230	170	8	190	ND@3	16.3	1.11	ND@0.5	6.40	1.48
	9/26/14	ND@0.5	ND@0.5	ND@0.5	ND@1	ND	92	140	3	130	ND@3	0.161 J	1.06	ND@0.5	6.90	3.40
	12/8/14	ND@0.5	ND@0.5	ND@0.5	ND@1	ND	200	330	8	150	ND@3	84.8	0.974	0.68	7.9	1.07
	3/24/15	ND@1	ND@1	ND@1	ND@2	ND	120	133	4.3	102	ND@5	67.3	ND@1	ND@5	7.77	5.2
6/23/15	ND@1	ND@1	ND@1	ND@2	ND	89.2	27.1	2.6	ND@100	0.0073	98.9	0.91	ND@5	7.4	0.4	
9/22/15	ND@1	ND@1	ND@1	ND@2	ND	9.39	ND@1	ND@1	ND@100	ND@5	11.3	0.828	1.65	7.62	6.95	
12/21/15	ND@1	ND@1	ND@1	ND@2	ND	73.7	19.2	2.62	ND@100	ND@5	55.9	0.749	ND@0.25	7.46	0.89	
3/9/16	ND@1	ND@1	ND@1	ND@2	ND	61.9	ND@10	2.12	ND@100	ND@5	193	1.37	1.33	7.56	3.45	
6/8/16	ND@1	ND@1	ND@1	ND@2	ND	4.45	ND@10	ND@1	ND@100	ND@5	151	1.28	ND@0.25	7.27	0.38	
9/21/16	ND@1	ND@1	ND@1	ND@2	ND	1.99	ND@10	ND@1	ND@100	ND@4	136	ND@1.25	1.68	8.05	0.55	
MW-12	1/5/11	ND@1	ND@1	ND@1	ND@3	ND	560	56	20	670	--	--	--	--	--	--
	3/22/11	ND@1	ND@1	ND@1	ND@3	ND	420	84	13	340	--	--	--	--	--	1.44
	4/26/11	ND@1	ND@1	ND@1	ND@3	ND	530	94	18	700	--	--	--	--	--	0.24
	5/25/11	ND@1	ND@1	ND@1	ND@3	ND	520	390	17	660	--	--	--	--	--	0.4
	6/29/11	ND@5	ND@5	ND@5	ND@15	ND	540	110	ND@50	610	--	--	--	--	--	0.34

Table 2
Monitoring Well Groundwater Analytical Results
 7-Eleven Store No. 22281
 Fallston, Maryland

Sample ID	Date	Benzene (µg/L)	Toluene (µg/L)	Ethylbenzene (µg/L)	Xylenes (µg/L)	BTEX (µg/L)	MTBE (µg/L)	TBA (µg/L)	TAME (µg/L)	TPH-GRO (µg/L)	Methane (µg/L)	Iron (mg/L)	Sulfur (mg/L)	Kjeldahl Nitrogen (mg/L)	Total Nitrate/Nitrite Nitrogen (mg/L)	DO (mg/L)
MW-12 continued	9/22/11	ND@5	ND@5	ND@5	ND@15	ND	380	ND@100	ND@50	270	--	--	--	--	--	--
	12/8/11	ND@1	ND@1	ND@1	ND@3	ND	490	88	14	400	--	--	--	--	--	--
	3/1/12	ND@1	ND@1	ND@1	ND@3	ND	380	120	12	490	--	--	--	--	--	--
	6/5/12	ND@1	ND@1	ND@1	ND@3	ND	240	46	ND@10	300	--	--	--	--	--	--
	9/12/12	ND@1	ND@1	ND@1	ND@3	ND	220	61	ND@10	240	--	--	--	--	--	--
	12/6/12	ND@1	ND@1	ND@1	ND@3	ND	160	32	ND@10	170	--	--	--	--	--	--
	3/11/13	ND@1	ND@1	ND@1	ND@3	ND	160	72	ND@10	130	--	--	--	--	--	--
	6/6/13	ND@1	ND@1	ND@1	ND@3	ND	140	ND@20	ND@10	150	--	--	--	--	--	--
	9/12/13	ND@1	ND@1	ND@1	ND@3	ND	70	ND@20	ND@10	ND@100	--	--	--	--	--	--
	12/18/13	ND@1	ND@1	ND@1	ND@3	ND	13	ND@20	ND@10	ND@100	--	--	--	--	--	--
	3/19/14	ND@0.5	ND@0.7	ND@0.8	ND@1.6	ND	15	ND@10	ND@0.8	22	ND@3	33.70	1.37	0.55	8.30	3.21
	6/16/14	ND@0.5	ND@0.5	ND@0.5	ND@1	ND	15	ND@10	ND@0.5	ND@20	ND@3	21.70	1.49	ND@0.5	7.10	2.99
	9/26/14	ND@0.5	ND@0.5	ND@0.5	ND@1	ND	7	ND@10	ND@0.5	ND@20	ND@3	0.63	1.23	ND@0.5	7.60	4.60
	12/8/14	ND@0.5	ND@0.5	ND@0.5	ND@1	ND	10	ND@10	ND@0.5	ND@20	ND@3	15.7	1.41	ND@0.5	7.9	2.06
	3/24/15	ND@1	ND@1	ND@1	ND@2	ND	2.95	ND@10	ND@1	ND@100	ND@5	41.3	1.27	ND@5	7.97	4.7
	6/23/15	ND@1	ND@1	ND@1	ND@2	ND	3.73	ND@10	ND@1	ND@100	ND@5	82.7	1.18	ND@5	7.62	1.59
	9/22/15	ND@1	ND@1	ND@1	ND@2	ND	2.58	ND@10	ND@1	ND@100	ND@5	9.69	1.25	ND@5	7.64	3.59
	12/21/15	ND@1	ND@1	ND@1	ND@2	ND	1.78	ND@10	ND@1	ND@100	ND@5	43.1	1.2	ND@0.25	7.83	1.48
3/9/16	ND@1	ND@1	ND@1	ND@2	ND	2.82	ND@10	ND@1	ND@100	ND@5	39.4	1.29	ND@0.25	7.64	3.81	
6/8/16	ND@1	ND@1	ND@1	ND@2	ND	1.79	ND@10	ND@1	ND@100	ND@5	60.5	1.24	ND@0.25	7.37	1.18	
9/21/16	ND@1	ND@1	ND@1	ND@2	ND	1.26	ND@10	ND@1	ND@100	ND@4	14.9	1.26	ND@0.25	8.07	1.14	
MW-13	1/5/11	ND@1	ND@1	ND@1	ND@3	ND	590	70	25	660	--	--	--	--	--	--
	3/22/11	ND@1	ND@1	ND@1	ND@3	ND	510	96	19	410	--	--	--	--	--	3.65
	4/26/11	ND@1	ND@1	ND@1	ND@3	ND	560	99	24	730	--	--	--	--	--	5.55
	5/25/11	ND@1	ND@1	ND@1	ND@3	ND	700	42	28	880	--	--	--	--	--	0.27
	6/29/11	ND@5	ND@5	ND@5	ND@15	ND	770	ND@100	ND@50	750	--	--	--	--	--	0.25
	9/22/11	ND@5	ND@5	ND@5	ND@15	ND	850	170	ND@50	530	--	--	--	--	--	--
	12/8/11	ND@1	ND@1	ND@1	ND@3	ND	1,100	92	47	840	--	--	--	--	--	--
	3/1/12	ND@1	ND@1	ND@1	ND@3	ND	1,600	210	82	2,000	--	--	--	--	--	0.48
	6/5/12	ND@1	ND@1	ND@1	ND@3	ND	1,200	130	53	1,400	--	--	--	--	--	--
	9/12/12	ND@1	ND@1	ND@1	ND@3	ND	1,000	150	44	1,100	--	--	--	--	--	1.11
	12/6/12	ND@1	ND@1	ND@1	ND@3	ND	770	450	40	900	--	--	--	--	--	--
	3/11/13	ND@1	ND@1	ND@1	ND@3	ND	1,000	180	50	940	--	--	--	--	--	1.0
	6/6/13	ND@1	ND@1	ND@1	ND@3	ND	860	290	39	1,000	--	--	--	--	--	0.59
	9/12/13	ND@1	ND@1	ND@1	ND@3	ND	880	280	41	840	--	--	--	--	--	--
	12/18/13	ND@1	ND@1	ND@1	ND@3	ND	570	180	21	450	--	--	--	--	--	--
	3/19/14	ND@0.5	ND@0.7	ND@0.8	ND@1.6	ND	790	180	36	860	ND@3	30.8	2.53	1.4	21.7	2.81
	6/16/14	ND@0.5	ND@0.5	ND@0.5	ND@1	ND	500	130	21	400	ND@3	3.65	3.27	1	12.6	1.77
	9/26/14	ND@0.5	ND@0.5	ND@0.5	ND@1	ND	430	140	20	540	ND@3	0.68	2.74	0.83	8.3	3.8
12/8/14	ND@0.5	ND@0.5	ND@0.5	ND@1	ND	260	60	11	310	ND@3	7.77	3.26	1.3	9.3	1.17	
3/24/15	ND@1	ND@1	ND@1	ND@2	ND	355	82.5	15.3	320	ND@5	37.3	2.11	0.262	16.1	--	
6/23/15	ND@1	ND@1	ND@1	ND@2	ND	327	71	11.5	ND@100	ND@5	62.5	2.16	ND@0.5	13.8	2.48	
9/22/15	ND@1	ND@1	ND@1	ND@2	ND	71	21	2.81	ND@100	ND@5	6.78	2.95	ND@0.5	9.1	6.65	

Table 2
Monitoring Well Groundwater Analytical Results
 7-Eleven Store No. 22281
 Fallston, Maryland

Sample ID	Date	Benzene (µg/L)	Toluene (µg/L)	Ethyl-benzene (µg/L)	Xylenes (µg/L)	BTEX (µg/L)	MTBE (µg/L)	TBA (µg/L)	TAME (µg/L)	TPH-GRO (µg/L)	Methane (µg/L)	Iron (mg/L)	Sulfur (mg/L)	Kjeldahl Nitrogen (mg/L)	Total Nitrate/Nitrite Nitrogen (mg/L)	DO (mg/L)
MW-13 continued	12/21/15	ND@1	ND@1	ND@1	ND@2	ND	241	48	12.9	211	ND@5	49.1	2.27	ND@0.25	11.7	0.93
	3/9/16	ND@1	ND@1	ND@1	ND@2	ND	160	36	7.2	198	ND@5	22.9	2.56	ND@0.25	14.5	6.96
	6/8/16	ND@1	ND@1	ND@1	ND@2	ND	135	31	4.59	129	ND@5	46.5	2.48	ND@0.25	11.9	0.42
	9/21/16	ND@1	ND@1	ND@1	ND@2	ND	129	23	5.32	135	ND@4	17.5	2.45	0.866	10.3	0.35
HW-1	3/16/06	100	880	ND@5	1,690	2,670	3,700	1,800	ND@130	41,000	--	--	--	--	--	--
	6/30/06	8	E 380	170	E 790	178	62	56	ND@25	2,700	--	--	--	--	--	--
	9/12/06	*Not Sampled, Well Dry														
	12/7/06	*Not Sampled, Well Dry														
	3/28/07	*Not Sampled, Well Dry														
	6/13/07	*Not Sampled, Well Dry														
	9/25/07	*Not Sampled, Well Dry														
	12/14/07	*Not Sampled, Well Dry														
	3/14/08	*Not Sampled, Well Dry														
	6/18/08	*Not Sampled, Well Dry														
	9/3/08	*Not Sampled, Well Dry														
	12/23/08	Well destroyed during 10/08 UST excavation activities														
HW-2	3/16/06	*Not Sampled, Well Dry														
	6/30/06	*Not Sampled, Well Dry														
	9/12/06	*Not Sampled, Well Dry														
	12/7/06	*Not Sampled, Well Dry														
	3/28/07	*Not Sampled, Well Dry														
	6/13/07	*Not Sampled, Well Dry														
	9/25/07	*Not Sampled, Well Dry														
	12/14/07	*Not Sampled, Well Dry														
	3/14/08	*Not Sampled, Well Dry														
	6/18/08	*Not Sampled, Well Dry														
	9/3/08	*Not Sampled, Well Dry														
	12/23/08	*Not Sampled, Well Dry														
	3/24/09	*Not Sampled, Well Dry														
	6/8/09	*Not Sampled, Well Dry														
	9/27/09	*Not Sampled, Well Dry														
	12/23/09	*Not Sampled, Well Dry														
	3/10/10	*Not Sampled, Well Dry														
	6/7/10	*Not Sampled, Well Dry														
	7/31/10	*Not Sampled, Well Dry														
	8/16/10	*Not Sampled, Well Dry														
	9/20/10	*Not Sampled, Well Dry														
	10/26/10	*Not Sampled, Well Dry														
11/23/10	*Not Sampled, Well Dry															
12/20/10	*Not Sampled, Well Dry															
2/28/11	*Not Sampled, Well Dry															
3/22/11	*Not Sampled, Well Dry															
6/29/11	*Not Sampled, Well Dry															
9/22/11	*Not Sampled, Well Dry															
12/8/11	*Not Sampled, Well Dry															

Table 2
Monitoring Well Groundwater Analytical Results
 7-Eleven Store No. 22281
 Fallston, Maryland

Sample ID	Date	Benzene (µg/L)	Toluene (µg/L)	Ethyl-benzene (µg/L)	Xylenes (µg/L)	BTEX (µg/L)	MTBE (µg/L)	TBA (µg/L)	TAME (µg/L)	TPH-GRO (µg/L)	Methane (µg/L)	Iron (mg/L)	Sulfur (mg/L)	Kjeldahl Nitrogen (mg/L)	Total Nitrate/Nitrite Nitrogen (mg/L)	DO (mg/L)
HW-2 continued	3/1/12	*Not Sampled, Well Dry														
	6/5/12	*Not Sampled, Well Dry														
	9/12/12	*Not Sampled, Well Dry														
	12/6/12	*Not Sampled, Well Dry														
	3/11/13	*Not Sampled, Well Dry														
	6/6/13	*Not Sampled, Well Dry														
	9/12/13	*Not Sampled, Well Dry														
	12/18/13	*Not Sampled, Well Dry														
	3/19/14	*Not Sampled, Well Dry														
6/16/14	Well abandoned on 6/30/14															
HW-3	1/23/07	2	ND@1	ND@1	ND@3	2	6,600	230	250	510	--	--	--	--	--	--
	3/28/07	NS	NS	NS	NS	NS	NS	NS	NS	NS	--	--	--	--	--	--
	6/22/07	4	ND@1	ND@1	3	7	5,800	440	380	900	--	--	--	--	--	--
	9/25/07	6	ND@1	ND@1	4	10	E 7,200	E 730	E 660	1,600	--	--	--	--	--	--
	12/14/07	4	ND@1	ND@1	2	6	E 6,300	E 470	E 600	1,100	--	--	--	--	--	--
	3/14/08	ND@50	ND@50	ND@50	ND@350	ND	7,100	ND@500	ND@500	9,000	--	--	--	--	--	--
	6/18/08	ND@50	ND@50	ND@50	ND@350	ND	7,700	ND@1000	ND@500	1,500	--	--	--	--	--	--
	9/3/08	5	ND@1	ND@1	3	8	6,500	E 750	E 750	3,100	--	--	--	--	--	--
	12/27/08	ND@10	ND@10	ND@10	ND@30	ND	7,600	530	590	2,700	--	--	--	--	--	--
	3/24/09	2	ND@1	ND@1	1	3	9,000	790	660	1,500	--	--	--	--	--	--
	6/8/09	2	ND@1	ND@1	ND@3	2	7,000	490	600	2,500	--	--	--	--	--	--
	9/27/09	1	ND@1	ND@1	ND@3	1	6,600	380	510	10,000	--	--	--	--	--	--
	12/23/09	ND@1	ND@1	ND@1	ND@3	ND	3,800	230	310	4,700	--	--	--	--	--	--
	3/10/10	ND@1	ND@1	ND@1	ND@3	ND	3,400	880	240	4,300	--	--	--	--	--	--
	5/6/10	ND@1	ND@1	ND@1	ND@3	ND	3,000	900	230	4,000	--	--	--	--	--	--
	6/7/10	ND@1	ND@1	ND@1	ND@3	ND	1,400	370	110	1,400	--	--	--	--	--	--
	7/31/10	ND@1	ND@1	ND@1	ND@3	ND	4,900	580	420	7,000	--	--	--	--	--	0.18
	8/16/10	1	ND@1	ND@1	ND@3	ND	5,900	740	490	8,600	--	--	--	--	--	0.17
	9/20/10	ND@1	ND@1	ND@1	ND@3	ND	490	54	34	590	--	--	--	--	--	0.44
	10/26/10	ND@1	ND@1	ND@1	ND@3	ND	3,900	580	330	4,500	--	--	--	--	--	0.14
11/23/10	ND@1	ND@1	ND@1	ND@3	ND	4,400	760	350	5,200	--	--	--	--	--	0.28	
12/20/10	ND@1	ND@1	ND@1	ND@3	ND	6,500	1,200	440	7,400	--	--	--	--	--	0.54	
2/28/11	ND@1	ND@1	ND@1	ND@3	ND	4,600	930	410	5,900	--	--	--	--	--	0.76	
3/22/11	ND@1	ND@1	ND@1	ND@3	ND	4,500	1,400	290	4,200	--	--	--	--	--	0.73	
6/29/11	ND@5	ND@5	ND@5	ND@15	ND	5,600	1,000	330	7,300	--	--	--	--	--	0.4	
9/22/11	ND@20	ND@20	ND@20	ND@60	ND	3,200	940	ND@200	2,700	--	--	--	--	--	--	
12/8/11	ND@1	ND@1	ND@1	ND@3	ND	3,100	1,100	170	2,800	--	--	--	--	--	--	

Table 2
Monitoring Well Groundwater Analytical Results
 7-Eleven Store No. 22281
 Fallston, Maryland

Sample ID	Date	Benzene (µg/L)	Toluene (µg/L)	Ethylbenzene (µg/L)	Xylenes (µg/L)	BTEX (µg/L)	MTBE (µg/L)	TBA (µg/L)	TAME (µg/L)	TPH-GRO (µg/L)	Methane (µg/L)	Iron (mg/L)	Sulfur (mg/L)	Kjeldahl Nitrogen (mg/L)	Total Nitrate/Nitrite Nitrogen (mg/L)	DO (mg/L)
HW-3 continued	3/1/12	Inadvertently Not Sampled														
	6/5/12	ND@1	ND@1	ND@1	ND@3	ND	3,600	1,200	210	3,900	--	--	--	--	--	--
	9/12/12	ND@1	ND@1	ND@1	ND@3	ND	3,600	1,800	160	3,600	--	--	--	--	--	1.75
	12/6/12	ND@1	ND@1	ND@1	ND@3	ND	940	460	49	960	--	--	--	--	--	--
	3/11/13	ND@1	ND@1	ND@1	ND@3	ND	500	190	24	510	--	--	--	--	--	0.4
	6/6/13	ND@1	ND@1	ND@1	ND@3	ND	1,100	450	52	1,200	--	--	--	--	--	0.6
	9/12/13	ND@1	ND@1	ND@1	ND@3	ND	1,000	950	38	810	--	--	--	--	--	--
	12/18/13	ND@1	ND@1	ND@1	ND@3	ND	620	480	21	440	--	--	--	--	--	--
	3/19/14	ND@0.5	ND@0.7	ND@0.8	ND@1.6	ND	490	570	21	570	ND@3	1.28	5.84	71	35.9	4.57
	6/16/14	ND@0.5	ND@0.5	ND@0.5	ND@1	ND	280	470	11	220	ND@3	2.1	6.23	42.2	20	4.25
	9/26/14	ND@0.5	ND@0.5	ND@0.5	ND@1	ND	450	650	17	530	ND@3	0.255	4.04	41.1	22.3	3.3
	12/8/14	ND@0.5	ND@0.5	ND@0.5	ND@1	ND	460	650	21	440	ND@3	0.836	5.07	47.9	20.2	1.08
	3/24/15	ND@1	ND@1	ND@1	ND@2	ND	239	369	9.75	212	ND@5	1.55	4.2	24.6	15.7	5.2
	6/23/15	ND@1	ND@1	ND@1	ND@2	ND	222	307	8.17	ND@100	ND@5	0.878	4.58	20	15.2	0.2
	9/22/15	ND@1	ND@1	ND@1	ND@2	ND	403	698	16.2	466	ND@5	1.55	3.46	9.51	13.3	4.88
12/21/15	ND@1	ND@1	ND@1	ND@2	ND	144	167	5.14	117	ND@5	1.12	4.18	22.2	14	0.83	
3/9/16	ND@1	ND@1	ND@1	ND@2	ND	89.7	91.8	3.76	107	ND@5	0.336	8.07	7.96 F1	18.8	3.43	
6/8/16	ND@1	ND@1	ND@1	ND@2	ND	93.4	80.3	3.25	104	ND@5	3.14	4.2	14.6	12.1	0.84	
9/21/16	ND@1	ND@1	ND@1	ND@2	ND	148	57.5	5.34	162	ND@4	0.773	4.21	19.6	10.9	0.45	
MDE CLEANUP STD		5	1,000	700	10,000		20			47						

BTEX - Total Benzene, Toluene, Ethylbenzene and Xylenes

MTBE - methyl tert-butyl ether

µg/L - micrograms-per-liter

mg/L - milligrams-per-liter

* Well not sampled due to insufficient amount of water

J - estimated value - The result is ≥ the Method Detection Limit (MDL) and < the Limit of Quantitation (LOQ).

F1 - MS and/or MSD Recovery is outside acceptable limits

ND@x - not detected above laboratory detection level of x

ND - not detected

-- - not analyzed

E - estimated value, exceeds calibration range of laboratory equipment

LF - lighter fuel/oil pattern observed in sample

DO measurements were collected in the field

Table 3
On-Site Potable Well Analytical Results
 7-Eleven Store No. 22281
 Fallston, Maryland

Sample ID	Date	Benzene	Toluene	Ethylbenzene	Total Xylenes	BTEX	MTBE	TBA	TAME
Influent	8/23/2004	ND@0.5	ND@0.5	ND@0.5	ND@1	ND	26	ND@10	ND@0.5
	9/22/2004	ND@0.5	ND@0.5	ND@0.5	ND@1	ND	22	ND@10	ND@0.5
	10/21/2004	ND@0.5	ND@0.5	ND@0.5	ND@1	ND	30	ND@10	ND@0.5
	11/18/2004	ND@0.5	ND@0.5	ND@0.5	ND@1	ND	18	ND@10	ND@0.5
	12/16/2004	ND@0.5	ND@0.5	ND@0.5	ND@1	ND	41	ND@10	ND@0.5
	2/10/2005	ND@0.5	ND@0.5	ND@0.5	ND@1	ND	26	ND@10	ND@0.5
	3/10/2005	ND@0.5	ND@0.5	ND@0.5	ND@1	ND	24	ND@10	ND@0.5
	4/28/2005	ND@0.5	3.6	ND@0.5	ND@1	ND	22	ND@10	ND@0.5
	6/3/2005	ND@0.5	ND@0.5	ND@0.5	ND@1	ND	21	ND@10	ND@0.5
	7/22/2005	ND@0.5	ND@0.5	ND@0.5	ND@1.5	ND	15.7	ND@10	ND@5
	8/10/2005	ND@0.5	ND@0.5	ND@0.5	ND@1	ND	19	ND@10	ND@0.5
	9/14/2005	ND@0.5	ND@0.5	ND@0.5	ND@1	ND	12	ND@10	ND@0.5
	10/11/2005	ND@0.5	ND@0.5	ND@0.5	ND@1	ND	23	ND@10	ND@0.5
	11/22/2005	ND@0.5	ND@0.5	ND@0.5	ND@1.5	ND	17	ND@5	ND@5
	1/16/2006	ND@0.5	ND@0.5	ND@0.5	ND@1	ND	16	ND@10	ND@0.5
	3/16/2006	ND@0.5	ND@0.5	ND@0.5	ND@1	ND	18	11	ND@5
	4/12/2006	ND@0.5	ND@0.5	ND@0.5	ND@1	ND	13	ND@10	ND@5
	6/30/2006	ND@0.5	ND@0.5	ND@0.5	ND@1.5	ND	16	7	ND@5
	9/12/2006	ND@0.5	ND@0.5	ND@0.5	ND@1.5	ND	8	ND@10	ND@5
	12/7/2006	ND@0.5	ND@0.5	ND@0.5	ND@1.5	ND	ND@0.5	ND@10	ND@10
	1/15/2007	ND@0.5	ND@0.5	ND@0.5	ND@1.5	ND	14	ND@10	ND@0.5
	2/27/2007	ND@0.5	ND@0.5	ND@0.5	ND@1.5	ND	14	ND@10	ND@0.5
	3/27/2007	ND@0.5	ND@0.5	ND@0.5	ND@1.5	ND	12	ND@10	ND@0.5
	4/30/2007	ND@0.5	ND@0.5	ND@0.5	ND@1.5	ND	12	ND@10	ND@0.5
	5/30/2007	ND@0.5	ND@0.5	ND@0.5	ND@1.5	ND	16	ND@10	ND@10
	7/6/2007	ND@0.5	ND@0.5	ND@0.5	ND@1.5	ND	4	ND@10	ND@10
	7/30/2007	ND@0.5	ND@0.5	ND@0.5	ND@1.5	ND	3.4	ND@10	ND@10
	8/7/2007	ND@0.5	ND@0.5	ND@0.5	ND@1.5	ND	3.7	ND@10	ND@10
	9/4/2007	ND@0.5	ND@0.5	ND@0.5	ND@1.5	ND	2.4	ND@10	ND@10
	10/2/2007	ND@0.5	ND@0.5	ND@0.5	ND@1.5	ND	3	ND@10	ND@0.5
	11/6/2007	ND@0.5	ND@0.5	ND@0.5	ND@1.5	ND	4.3	ND@10	ND@0.5
	12/4/2007	ND@0.5	ND@0.5	ND@0.5	ND@1.5	ND	4.9	ND@10	ND@0.5
	1/8/2008	ND@0.5	ND@0.5	ND@0.5	ND@1.5	ND	5.6	ND@10	ND@0.5
	2/8/2008	ND@0.5	ND@0.5	ND@0.5	ND@1.5	ND	5.9	ND@10	ND@0.5
	3/12/2008	ND@0.5	ND@0.5	ND@0.5	ND@1.5	ND	6.1	ND@10	ND@0.5
	4/1/2008	ND@0.5	ND@0.5	ND@0.5	ND@1.5	ND	4.6	ND@10	ND@0.5
	5/5/2008	ND@0.5	ND@0.5	ND@0.5	ND@1.5	ND	6.3	ND@11	ND@0.5
	6/10/2008	ND@0.5	ND@0.5	ND@0.5	ND@1.5	ND	2.5	ND@10	ND@0.5
	7/15/2008	ND@0.5	ND@0.5	ND@0.5	ND@1.5	ND	2.3	ND@10	ND@0.5
	8/14/2008	ND@0.5	ND@0.5	ND@0.5	ND@1.5	ND	ND@0.5	ND@10	ND@0.5
	10/9/2008	ND@0.5	ND@0.5	ND@0.5	ND@1.5	ND	1.5	ND@10	ND@0.5
	11/11/2008	ND@0.5	ND@0.5	ND@0.5	ND@1.5	ND	1.6	ND@10	ND@0.5
	12/16/2008	ND@0.5	ND@0.5	ND@0.5	ND@1.5	ND	2.8	ND@10	ND@0.5
1/13/2009	ND@0.5	ND@0.5	ND@0.5	ND@1.5	ND	2.3	ND@10	ND@0.5	
2/3/2009	ND@0.5	ND@0.5	ND@0.5	ND@1.5	ND	ND@0.5	ND@10	ND@0.5	
3/19/2009	ND@0.5	ND@0.5	ND@0.5	ND@1.5	ND	2	ND@10	ND@0.5	
4/14/2009	ND@0.5	ND@0.5	ND@0.5	ND@1.5	ND	1.1	ND@10	ND@0.5	
5/5/2009	ND@0.5	ND@0.5	ND@0.5	ND@1.5	ND	1.3	ND@10	ND@0.5	
6/4/2009	ND@0.5	ND@0.5	ND@0.5	ND@1.5	ND	1.4	ND@10	ND@0.5	
7/1/2009	NA	NA	NA	NA	NA	NA	NA	NA	
8/27/2009	ND@0.5	ND@0.5	ND@0.5	ND@1.5	ND	1.0	ND@10	ND@0.5	
9/30/2009	ND@0.5	ND@0.5	ND@0.5	ND@1.5	ND	ND@0.5	ND@10	ND@0.5	
10/29/2009	ND@0.5	ND@0.5	ND@0.5	ND@1.5	ND	ND@0.5	ND@10	ND@0.5	
12/11/2009	ND@0.5	ND@0.5	ND@0.5	ND@1.5	ND	ND@0.5	ND@10	ND@0.5	
1/14/2010	ND@0.5	ND@0.5	ND@0.5	ND@1.5	ND	0.8	ND@10	ND@0.5	
2/17/2010	ND@0.5	ND@0.5	ND@0.5	ND@1.5	ND	1.4	ND@10	ND@0.5	
3/11/2010	ND@0.5	ND@0.5	ND@0.5	ND@1.5	ND	0.7	ND@10	ND@0.5	
5/26/2010	ND@0.5	ND@0.5	ND@0.5	ND@1.5	ND	ND@0.5	ND@10	ND@0.5	
1/31/2012	ND@0.5	ND@0.5	ND@0.5	ND@1.5	ND	0.51	ND@10	ND@0.5	
6/25/2012	ND@0.5	ND@0.5	ND@0.5	ND@1.5	ND	ND@0.5	ND@10	ND@0.5	
9/18/2012	ND@0.5	ND@0.5	ND@0.5	ND@1.5	ND	ND@0.5	ND@10	ND@0.5	
12/13/2012	ND@0.5	ND@0.5	ND@0.5	ND@1.5	ND	ND@0.5	ND@10	ND@0.5	
2/25/2013	ND@0.5	ND@0.5	ND@0.5	ND@1.5	ND	ND@0.5	ND@10	ND@0.5	
6/26/2013	ND@0.5	ND@0.5	ND@0.5	ND@1.5	ND	0.7	ND@10	ND@0.5	
9/25/2013	ND@0.5	ND@0.5	ND@0.5	ND@1.5	ND	0.95	ND@10	ND@0.5	
12/13/2013	ND@0.5	ND@0.5	ND@0.5	ND@1.5	ND	1.2	ND@10	ND@0.5	
3/10/2014	ND@0.5	ND@0.5	ND@0.5	ND@1.5	ND	ND@0.5	ND@10	ND@0.5	
6/25/2014	ND@0.5	ND@0.5	ND@0.5	ND@1.5	ND	0.56	ND@10	ND@0.5	
8/28/2014	ND@0.5	ND@0.5	ND@0.5	ND@1.5	ND	0.53	ND@10	ND@0.5	
12/5/2014	ND@0.5	ND@0.5	ND@0.5	ND@1.5	ND	ND@0.5	ND@10	ND@0.5	
3/23/2015	ND@0.5	ND@0.5	ND@0.5	ND@1.5	ND	ND@0.5	ND@10	ND@0.5	
6/17/2015	ND@0.5	ND@0.5	ND@0.5	ND@1.5	ND	ND@0.5	ND@10	ND@0.6	
9/11/2015	ND@0.5	ND@0.5	ND@0.5	ND@1.5	ND	ND@0.5	ND@10	ND@0.6	
12/11/2015	ND@0.5	ND@0.5	ND@0.5	ND@1.5	ND	ND@0.5	ND@10	ND@0.6	
2/19/2016	ND@0.5	ND@0.5	ND@0.5	ND@1.5	ND	ND@0.5	ND@10	ND@0.6	
6/2/2016	ND@0.5	ND@0.5	ND@0.5	ND@1.5	ND	ND@0.5	ND@10	ND@0.6	
9/14/2016	ND@0.5	ND@0.5	ND@0.5	ND@1.5	ND	ND@0.5	ND@10	ND@0.6	

Table 3
On-Site Potable Well Analytical Results
 7-Eleven Store No. 22281
 Fallston, Maryland

Sample ID	Date	Benzene	Toluene	Ethylbenzene	Total Xylenes	BTEX	MTBE	TBA	TAME
GAC 1 MID 1	8/23/2004	ND@0.5	ND@0.5	ND@0.5	ND@1	ND	26	ND@10	ND@0.5
	9/22/2004	ND@0.5	ND@0.5	ND@0.5	ND@1	ND	ND@0.5	ND@10	ND@0.5
	10/21/2004	ND@0.5	ND@0.5	ND@0.5	ND@1	ND	ND@0.5	ND@10	ND@0.5
	11/18/2004	ND@0.5	ND@0.5	ND@0.5	ND@1	ND	ND@0.5	ND@10	ND@0.5
	12/16/2004	ND@0.5	ND@0.5	ND@0.5	ND@1	ND	ND@0.5	ND@10	ND@0.5
	2/10/2005	ND@0.5	ND@0.5	ND@0.5	ND@1	ND	ND@0.5	ND@10	ND@0.5
	3/10/2005	ND@0.5	ND@0.5	ND@0.5	ND@1	ND	2.6	ND@10	ND@0.5
	4/28/2005	ND@0.5	3.7	ND@0.5	ND@1	ND	ND@0.5	ND@10	ND@0.5
	6/3/2005	ND@0.5	ND@0.5	ND@0.5	ND@1	ND	ND@0.5	ND@10	ND@0.5
	7/22/2005	ND@0.5	ND@0.5	ND@0.5	ND@1	ND	ND@0.5	ND@10	ND@5
	8/10/2005	ND@0.5	ND@0.5	ND@0.5	ND@1	ND	ND@0.5	ND@10	ND@5
	9/14/2005	ND@0.5	ND@0.5	ND@0.5	ND@1	ND	0.8	ND@10	ND@5
	10/11/2005	ND@0.5	ND@0.5	ND@0.5	ND@1	ND	1	ND@10	ND@5
	1/16/2006	ND@0.5	ND@0.5	ND@0.5	ND@1	ND	8	ND@10	ND@5
	4/12/2006	ND@0.5	ND@0.5	ND@0.5	ND@1	ND	17	ND@10	ND@5
	1/15/2007	ND@0.5	ND@0.5	ND@0.5	ND@1.5	ND	ND@0.5	ND@10	ND@5
	2/27/2007	ND@0.5	ND@0.5	ND@0.5	ND@1.5	ND	2.1	ND@10	ND@0.5
	3/27/2007	ND@0.5	ND@0.5	ND@0.5	ND@1.5	ND	2.2	ND@10	ND@0.5
	4/30/2007	ND@0.5	ND@0.5	ND@0.5	ND@1.5	ND	5.6	ND@10	ND@0.5
	5/30/2007	ND@0.5	ND@0.5	ND@0.5	ND@1.5	ND	ND@0.5	ND@10	ND@0.5
	7/6/2007	ND@0.5	ND@0.5	ND@0.5	ND@1.5	ND	4.3	ND@10	ND@0.5
	7/30/2007	ND@0.5	ND@0.5	ND@0.5	ND@1.5	ND	5.4	ND@10	ND@0.5
	8/7/2007	ND@0.5	ND@0.5	ND@0.5	ND@1.5	ND	6.1	ND@10	ND@0.5
	9/4/2007	ND@0.5	ND@0.5	ND@0.5	ND@1.5	ND	ND@0.5	ND@10	ND@0.5
	10/2/2007	ND@0.5	ND@0.5	ND@0.5	ND@1.5	ND	ND@0.5	ND@10	ND@0.5
	11/6/2007	ND@0.5	ND@0.5	ND@0.5	ND@1.5	ND	ND@0.5	ND@10	ND@0.5
	12/4/2007	ND@0.5	ND@0.5	ND@0.5	ND@1.5	ND	ND@0.5	ND@10	ND@0.5
	1/8/2008	ND@0.5	ND@0.5	ND@0.5	ND@1.5	ND	ND@0.5	ND@10	ND@0.5
	2/8/2008	ND@0.5	ND@0.5	ND@0.5	ND@1.5	ND	ND@0.5	ND@10	ND@0.5
	3/12/2008	ND@0.5	ND@0.5	ND@0.5	ND@1.5	ND	0.7	ND@10	ND@0.5
	4/1/2008	ND@0.5	ND@0.5	ND@0.5	ND@1.5	ND	ND@0.5	ND@10	ND@0.5
	5/1/2008	ND@0.5	ND@0.5	ND@0.5	ND@1.5	ND	ND@0.5	ND@10	ND@0.5
	6/10/2008	ND@0.5	ND@0.5	ND@0.5	ND@1.5	ND	ND@0.5	ND@10	ND@0.5
	7/15/2008	ND@0.5	ND@0.5	ND@0.5	ND@1.5	ND	ND@0.5	ND@10	ND@0.5
	8/14/2008	ND@0.5	ND@0.5	ND@0.5	ND@1.5	ND	0.5	ND@10	ND@0.5
	10/9/2008	ND@0.5	ND@0.5	ND@0.5	ND@1.5	ND	0.6	ND@10	ND@0.5
	11/11/2008	ND@0.5	ND@0.5	ND@0.5	ND@1.5	ND	ND@0.5	ND@10	ND@0.5
	12/16/2008	ND@0.5	ND@0.5	ND@0.5	ND@1.5	ND	ND@0.5	ND@10	ND@0.5
	1/13/2009	ND@0.5	ND@0.5	ND@0.5	ND@1.5	ND	ND@0.5	ND@10	ND@0.5
	2/3/2009	ND@0.5	ND@0.5	ND@0.5	ND@1.5	ND	ND@0.5	ND@10	ND@0.5
3/19/2009	ND@0.5	ND@0.5	ND@0.5	ND@1.5	ND	ND@0.5	ND@10	ND@0.5	
4/14/2009	ND@0.5	ND@0.5	ND@0.5	ND@1.5	ND	ND@0.5	ND@10	ND@0.5	
5/5/2009	ND@0.5	ND@0.5	ND@0.5	ND@1.5	ND	ND@0.5	ND@10	ND@0.5	
6/4/2009	ND@0.5	ND@0.5	ND@0.5	ND@1.5	ND	ND@0.5	ND@10	ND@0.5	
7/1/2009	NA	NA	NA	NA	NA	NA	NA	NA	
8/27/2009	ND@0.5	ND@0.5	ND@0.5	ND@1.5	ND	ND@0.5	ND@10	ND@0.5	
9/30/2009	ND@0.5	ND@0.5	ND@0.5	ND@1.5	ND	ND@0.5	ND@10	ND@0.5	
10/29/2009	ND@0.5	ND@0.5	ND@0.5	ND@1.5	ND	ND@0.5	ND@10	ND@0.5	
12/11/2009	ND@0.5	ND@0.5	ND@0.5	ND@1.5	ND	ND@0.5	ND@10	ND@0.5	
1/14/2010	ND@0.5	ND@0.5	ND@0.5	ND@1.5	ND	ND@0.5	ND@10	ND@0.5	
2/17/2010	ND@0.5	ND@0.5	ND@0.5	ND@1.5	ND	ND@0.5	ND@10	ND@0.5	
3/11/2010	ND@0.5	ND@0.5	ND@0.5	ND@1.5	ND	ND@0.5	ND@10	ND@0.5	
5/26/2010	ND@0.5	ND@0.5	ND@0.5	ND@1.5	ND	ND@0.5	ND@10	ND@0.5	
1/31/2012	ND@0.5	ND@0.5	ND@0.5	ND@1.5	ND	ND@0.5	ND@10	ND@0.5	
6/25/2012	ND@0.5	ND@0.5	ND@0.5	ND@1.5	ND	ND@0.5	ND@10	ND@0.5	
9/18/2012	ND@0.5	ND@0.5	ND@0.5	ND@1.5	ND	ND@0.5	ND@10	ND@0.5	
12/13/2012	ND@0.5	ND@0.5	ND@0.5	ND@1.5	ND	ND@0.5	ND@10	ND@0.5	
2/25/2013	ND@0.5	ND@0.5	ND@0.5	ND@1.5	ND	ND@0.5	ND@10	ND@0.5	
6/26/2013	ND@0.5	ND@0.5	ND@0.5	ND@1.5	ND	ND@0.5	ND@10	ND@0.5	
9/25/2013	ND@0.5	ND@0.5	ND@0.5	ND@1.5	ND	0.77	ND@10	ND@0.5	
12/13/2013	ND@0.5	ND@0.5	ND@0.5	ND@1.5	ND	ND@0.5	ND@10	ND@0.5	
3/10/2014	ND@0.5	ND@0.5	ND@0.5	ND@1.5	ND	ND@0.5	ND@10	ND@0.5	
6/25/2014	ND@0.5	ND@0.5	ND@0.5	ND@1.5	ND	ND@0.5	ND@10	ND@0.5	
8/28/2014	ND@0.5	ND@0.5	ND@0.5	ND@1.5	ND	ND@0.5	ND@10	ND@0.5	
12/5/2014	ND@0.5	ND@0.5	ND@0.5	ND@1.5	ND	ND@0.5	ND@10	ND@0.5	
3/23/2015	ND@0.5	ND@0.5	ND@0.5	ND@1.5	ND	ND@0.5	ND@10	ND@0.5	
6/17/2015	ND@0.5	ND@0.5	ND@0.5	ND@1.5	ND	ND@0.5	ND@10	ND@0.5	
9/11/2015	ND@0.5	ND@0.5	ND@0.5	ND@1.5	ND	ND@0.5	ND@10	ND@0.5	
12/11/2015	ND@0.5	ND@0.5	ND@0.5	ND@1.5	ND	ND@0.5	ND@10	ND@0.5	
2/19/2016	ND@0.5	ND@0.5	ND@0.5	ND@1.5	ND	ND@0.5	ND@10	ND@0.5	
6/2/2016	ND@0.5	ND@0.5	ND@0.5	ND@1.5	ND	ND@0.5	ND@10	ND@0.5	
9/14/2016	ND@0.5	ND@0.5	ND@0.5	ND@1.5	ND	ND@0.5	ND@10	ND@0.5	

Table 3
On-Site Potable Well Analytical Results
 7-Eleven Store No. 22281
 Fallston, Maryland

Sample ID	Date	Benzene	Toluene	Ethylbenzene	Total Xylenes	BTEX	MTBE	TBA	TAME
GAC 2 MID 2	8/23/2004	ND@0.5	ND@0.5	ND@0.5	ND@1	ND	ND@0.5	ND@10	ND@0.5
	9/22/2004	ND@0.5	ND@0.5	ND@0.5	ND@1	ND	ND@0.5	ND@10	ND@0.5
	10/21/2004	ND@0.5	ND@0.5	ND@0.5	ND@1	ND	ND@0.5	ND@10	ND@0.5
	11/18/2004	ND@0.5	ND@0.5	ND@0.5	ND@1	ND	ND@0.5	ND@10	ND@0.5
	12/16/2004	ND@0.5	ND@0.5	ND@0.5	ND@1	ND	ND@0.5	ND@10	ND@0.5
	2/10/2005	ND@0.5	ND@0.5	ND@0.5	ND@1	ND	ND@0.5	ND@10	ND@0.5
	3/10/2005	ND@0.5	ND@0.5	ND@0.5	ND@1	ND	0.6	ND@10	ND@0.5
	4/28/2005	ND@0.5	3.8	ND@0.5	ND@1	ND	ND@0.5	ND@10	ND@0.5
	6/3/2005	ND@0.5	ND@0.5	ND@0.5	ND@1	ND	ND@0.5	ND@10	ND@0.5
	7/22/2005	ND@0.5	ND@0.5	ND@0.5	ND@1	ND	ND@0.5	ND@5	ND@5
	8/10/2005	ND@0.5	ND@0.5	ND@0.5	ND@1	ND	ND@0.5	ND@10	ND@5
	9/14/2005	ND@0.5	ND@0.5	ND@0.5	ND@1	ND	ND@0.5	ND@10	ND@5
	10/11/2005	ND@0.5	ND@0.5	ND@0.5	ND@1	ND	ND@0.5	ND@10	ND@5
	1/16/2006	ND@0.5	ND@0.5	ND@0.5	ND@1	ND	ND@0.5	ND@10	ND@5
	4/12/2006	ND@0.5	ND@0.5	ND@0.5	ND@1	ND	ND@0.5	ND@10	ND@5
	1/15/2007	ND@0.5	ND@0.5	ND@0.5	ND@1.5	ND	ND@0.5	ND@10	ND@0.5
	2/27/2007	ND@0.5	ND@0.5	ND@0.5	ND@1.5	ND	ND@0.5	ND@10	ND@0.5
	3/27/2007	ND@0.5	ND@0.5	ND@0.5	ND@1.5	ND	ND@0.5	ND@10	ND@0.5
	4/30/2007	ND@0.5	ND@0.5	ND@0.5	ND@1.5	ND	ND@0.5	ND@10	ND@0.5
	5/30/2007	ND@0.5	ND@0.5	ND@0.5	ND@1.5	ND	ND@0.5	ND@10	ND@0.5
	7/6/2007	ND@0.5	ND@0.5	ND@0.5	ND@1.5	ND	ND@0.5	ND@10	ND@0.5
	7/30/2007	ND@0.5	ND@0.5	ND@0.5	ND@1.5	ND	ND@0.5	ND@10	ND@0.5
	8/7/2007	ND@0.5	ND@0.5	ND@0.5	ND@1.5	ND	ND@0.5	ND@10	ND@0.5
	9/4/2007	ND@0.5	ND@0.5	ND@0.5	ND@1.5	ND	2.1	ND@10	ND@0.5
	10/2/2007	ND@0.5	ND@0.5	ND@0.5	ND@1.5	ND	1.4	ND@10	ND@0.5
	11/6/2007	ND@0.5	ND@0.5	ND@0.5	ND@1.5	ND	0.7	ND@10	ND@0.5
	12/4/2007	ND@0.5	ND@0.5	ND@0.5	ND@1.5	ND	0.8	ND@10	ND@0.5
	1/8/2008	ND@0.5	ND@0.5	ND@0.5	ND@1.5	ND	0.7	ND@10	ND@0.5
	2/8/2008	ND@0.5	ND@0.5	ND@0.5	ND@1.5	ND	0.6	ND@10	ND@0.5
	3/12/2008	ND@0.5	ND@0.5	ND@0.5	ND@1.5	ND	0.5	ND@10	ND@0.5
	4/1/2008	ND@0.5	ND@0.5	ND@0.5	ND@1.5	ND	0.7	ND@10	ND@0.5
	5/1/2008	ND@0.5	ND@0.5	ND@0.5	ND@1.5	ND	0.9	ND@10	ND@0.5
	6/10/2008	ND@0.5	ND@0.5	ND@0.5	ND@1.5	ND	0.7	ND@10	ND@0.5
	7/15/2008	ND@0.5	ND@0.5	ND@0.5	ND@1.5	ND	ND@0.5	ND@10	ND@0.5
	8/14/2008	ND@0.5	ND@0.5	ND@0.5	ND@1.5	ND	ND@0.5	ND@10	ND@0.5
	10/9/2008	ND@0.5	ND@0.5	ND@0.5	ND@1.5	ND	0.6	ND@10	ND@0.5
	11/11/2008	ND@0.5	ND@0.5	ND@0.5	ND@1.5	ND	0.5	ND@10	ND@0.5
	12/16/2008	ND@0.5	ND@0.5	ND@0.5	ND@1.5	ND	ND@0.5	ND@10	ND@0.5
	1/13/2009	ND@0.5	ND@0.5	ND@0.5	ND@1.5	ND	ND@0.5	ND@10	ND@0.5
	2/3/2009	ND@0.5	ND@0.5	ND@0.5	ND@1.5	ND	ND@0.5	ND@10	ND@0.5
3/19/2009	ND@0.5	ND@0.5	ND@0.5	ND@1.5	ND	ND@0.5	ND@10	ND@0.5	
4/14/2009	ND@0.5	ND@0.5	ND@0.5	ND@1.5	ND	ND@0.5	ND@10	ND@0.5	
5/5/2009	ND@0.5	ND@0.5	ND@0.5	ND@1.5	ND	ND@0.5	ND@10	ND@0.5	
6/4/2009	ND@0.5	ND@0.5	ND@0.5	ND@1.5	ND	ND@0.5	ND@10	ND@0.5	
7/1/2009	NA	NA	NA	NA	NA	NA	NA	NA	
8/27/2009	ND@0.5	ND@0.5	ND@0.5	ND@1.5	ND	ND@0.5	ND@10	ND@0.5	
9/30/2009	ND@0.5	ND@0.5	ND@0.5	ND@1.5	ND	ND@0.5	ND@10	ND@0.5	
10/29/2009	ND@0.5	ND@0.5	ND@0.5	ND@1.5	ND	ND@0.5	ND@10	ND@0.5	
12/11/2009	ND@0.5	ND@0.5	ND@0.5	ND@1.5	ND	ND@0.5	ND@10	ND@0.5	
1/14/2010	ND@0.5	ND@0.5	ND@0.5	ND@1.5	ND	ND@0.5	ND@10	ND@0.5	
2/17/2010	ND@0.5	ND@0.5	ND@0.5	ND@1.5	ND	ND@0.5	ND@10	ND@0.5	
3/11/2010	ND@0.5	ND@0.5	ND@0.5	ND@1.5	ND	ND@0.5	ND@10	ND@0.5	
5/26/2010	ND@0.5	ND@0.5	ND@0.5	ND@1.5	ND	ND@0.5	ND@10	ND@0.5	
1/31/2012	ND@0.5	ND@0.5	ND@0.5	ND@1.5	ND	ND@0.5	ND@10	ND@0.5	
6/25/2012	ND@0.5	ND@0.5	ND@0.5	ND@1.5	ND	ND@0.5	ND@10	ND@0.5	
9/18/2012	ND@0.5	ND@0.5	ND@0.5	ND@1.5	ND	ND@0.5	ND@10	ND@0.5	
12/13/2012	ND@0.5	ND@0.5	ND@0.5	ND@1.5	ND	ND@0.5	ND@10	ND@0.5	
2/25/2013	ND@0.5	ND@0.5	ND@0.5	ND@1.5	ND	ND@0.5	ND@10	ND@0.5	
6/26/2013	ND@0.5	ND@0.5	ND@0.5	ND@1.5	ND	ND@0.5	ND@10	ND@0.5	
9/25/2013	ND@0.5	ND@0.5	ND@0.5	ND@1.5	ND	ND@0.5	ND@10	ND@0.5	
12/13/2013	ND@0.5	ND@0.5	ND@0.5	ND@1.5	ND	ND@0.5	ND@10	ND@0.5	
3/10/2014	ND@0.5	ND@0.5	ND@0.5	ND@1.5	ND	ND@0.5	ND@10	ND@0.5	
6/25/2014	ND@0.5	ND@0.5	ND@0.5	ND@1.5	ND	ND@0.5	ND@10	ND@0.5	
8/28/2014	ND@0.5	ND@0.5	ND@0.5	ND@1.5	ND	ND@0.5	ND@10	ND@0.5	
12/5/2014	ND@0.5	ND@0.5	ND@0.5	ND@1.5	ND	ND@0.5	ND@10	ND@0.5	
3/23/2015	ND@0.5	ND@0.5	ND@0.5	ND@1.5	ND	ND@0.5	ND@10	ND@0.5	
6/17/2015	ND@0.5	ND@0.5	ND@0.5	ND@1.5	ND	ND@0.5	ND@10	ND@0.5	
9/11/2015	ND@0.5	ND@0.5	ND@0.5	ND@1.5	ND	ND@0.5	ND@10	ND@0.5	
12/11/2015	ND@0.5	ND@0.5	ND@0.5	ND@1.5	ND	ND@0.5	ND@10	ND@0.5	
2/19/2016	ND@0.5	ND@0.5	ND@0.5	ND@1.5	ND	ND@0.5	ND@10	ND@0.5	
6/2/2016	ND@0.5	ND@0.5	ND@0.5	ND@1.5	ND	ND@0.5	ND@10	ND@0.5	
9/14/2016	ND@0.5	ND@0.5	ND@0.5	ND@1.5	ND	ND@0.5	ND@10	ND@0.5	

Table 3
On-Site Potable Well Analytical Results
 7-Eleven Store No. 22281
 Fallston, Maryland

Sample ID	Date	Benzene	Toluene	Ethylbenzene	Total Xylenes	BTEX	MTBE	TBA	TAME
Effluent Final	8/23/2004	ND@0.5	ND@0.5	ND@0.5	ND@1	ND	ND@0.5	ND@10	ND@0.5
	9/22/2004	ND@0.5	ND@0.5	ND@0.5	ND@1	ND	ND@0.5	ND@10	ND@0.5
	10/21/2004	ND@0.5	ND@0.5	ND@0.5	ND@1	ND	ND@0.5	ND@10	ND@0.5
	11/18/2004	ND@0.5	ND@0.5	ND@0.5	ND@1	ND	ND@0.5	ND@10	ND@0.5
	12/16/2004	ND@0.5	ND@0.5	ND@0.5	ND@1	ND	ND@0.5	ND@10	ND@0.5
	2/10/2005	ND@0.5	ND@0.5	ND@0.5	ND@1	ND	ND@0.5	ND@10	ND@0.5
	3/10/2005	ND@0.5	ND@0.5	ND@0.5	ND@1	ND	ND@0.5	ND@10	ND@0.5
	4/28/2005	ND@0.5	6.2	ND@0.5	ND@1	ND	ND@0.5	ND@10	ND@0.5
	6/3/2005	ND@0.5	ND@0.5	ND@0.5	ND@1	ND	ND@0.5	ND@10	ND@0.5
	7/22/2005	ND@0.5	ND@0.5	ND@0.5	ND@1.5	ND	ND@0.5	ND@5	ND@5
	8/10/2005	ND@0.5	ND@0.5	ND@0.5	ND@1	ND	ND@0.5	ND@10	ND@0.5
	9/14/2005	ND@0.5	ND@0.5	ND@0.5	ND@1	ND	ND@0.5	ND@10	ND@0.5
	10/11/2005	ND@0.5	ND@0.5	ND@0.5	ND@1	ND	ND@0.5	ND@10	ND@0.5
	11/22/2005	ND@0.5	ND@0.5	ND@0.5	ND@1.5	ND	ND@0.5	ND@5	ND@5
	1/16/2006	ND@0.5	ND@0.5	ND@0.5	ND@1	ND	ND@0.5	ND@10	ND@0.5
	3/16/2006	ND@0.5	ND@0.5	ND@0.5	ND@1	ND	ND@0.5	ND@5	ND@5
	4/12/2006	ND@0.5	ND@0.5	ND@0.5	ND@1	ND	ND@0.5	ND@10	ND@5
	6/30/2006	ND@0.5	ND@0.5	ND@0.5	ND@1.5	ND	ND@0.5	ND@5	ND@5
	9/12/2006	ND@0.5	ND@0.5	ND@0.5	ND@1.5	ND	ND@0.5	ND@5	ND@5
	12/7/2006	ND@0.5	ND@0.5	ND@0.5	ND@1.5	ND	ND@0.5	ND@10	ND@10
	1/15/2007	ND@0.5	ND@0.5	ND@0.5	ND@1.5	ND	ND@0.5	ND@10	ND@0.5
	2/27/2007	ND@0.5	ND@0.5	ND@0.5	ND@1.5	ND	ND@0.5	ND@10	ND@0.5
	3/27/2007	ND@0.5	ND@0.5	ND@0.5	ND@1.5	ND	ND@0.5	ND@10	ND@0.5
	4/30/2007	ND@0.5	ND@0.5	ND@0.5	ND@1.5	ND	ND@0.5	ND@10	ND@0.5
	4/30/2007	ND@0.5	ND@0.5	ND@0.5	ND@1.5	ND	ND@0.5	ND@10	ND@0.5
	5/30/2007	ND@0.5	ND@0.5	ND@0.5	ND@1.5	ND	ND@0.5	ND@10	ND@0.5
	7/6/2007	ND@0.5	ND@0.5	ND@0.5	ND@1.5	ND	ND@0.5	ND@10	ND@0.5
	7/30/2007	ND@0.5	ND@0.5	ND@0.5	ND@1.5	ND	ND@0.5	ND@10	ND@0.5
	8/7/2007	ND@0.5	ND@0.5	ND@0.5	ND@1.5	ND	ND@0.5	ND@10	ND@0.5
	9/4/2007	ND@0.5	ND@0.5	ND@0.5	ND@1.5	ND	ND@0.5	ND@10	ND@0.5
	10/2/2007	ND@0.5	ND@0.5	ND@0.5	ND@1.5	ND	ND@0.5	ND@10	ND@0.5
	11/6/2007	ND@0.5	ND@0.5	ND@0.5	ND@1.5	ND	ND@0.5	ND@10	ND@0.5
	12/4/2007	ND@0.5	ND@0.5	ND@0.5	ND@1.5	ND	ND@0.5	ND@10	ND@0.5
	1/8/2008	ND@0.5	ND@0.5	ND@0.5	ND@1.5	ND	ND@0.5	ND@10	ND@0.5
	2/8/2008	ND@0.5	ND@0.5	ND@0.5	ND@1.5	ND	ND@0.5	ND@10	ND@0.5
	3/12/2008	ND@0.5	ND@0.5	ND@0.5	ND@1.5	ND	ND@0.5	ND@10	ND@0.5
	4/12/2008	ND@0.5	ND@0.5	ND@0.5	ND@1.5	ND	ND@0.5	ND@10	ND@0.5
	5/1/2008	ND@0.5	ND@0.5	ND@0.5	ND@1.5	ND	ND@0.5	ND@10	ND@0.5
	6/10/2008	ND@0.5	ND@0.5	ND@0.5	ND@1.5	ND	ND@0.5	ND@10	ND@0.5
	7/15/2008	ND@0.5	ND@0.5	ND@0.5	ND@1.5	ND	ND@0.5	ND@10	ND@0.5
	8/14/2008	ND@0.5	ND@0.5	ND@0.5	ND@1.5	ND	ND@0.5	ND@10	ND@0.5
	10/9/2008	ND@0.5	ND@0.5	ND@0.5	ND@1.5	ND	ND@0.5	ND@10	ND@0.5
	11/11/2008	ND@0.5	ND@0.5	ND@0.5	ND@1.5	ND	ND@0.5	ND@10	ND@0.5
	12/16/2008	ND@0.5	ND@0.5	ND@0.5	ND@1.5	ND	ND@0.5	ND@10	ND@0.5
	1/13/2009	ND@0.5	ND@0.5	ND@0.5	ND@1.5	ND	ND@0.5	ND@10	ND@0.5
2/3/2009	ND@0.5	ND@0.5	ND@0.5	ND@1.5	ND	ND@0.5	ND@10	ND@0.5	
3/19/2009	ND@0.5	ND@0.5	ND@0.5	ND@1.5	ND	ND@0.5	ND@10	ND@0.5	
4/14/2009	ND@0.5	ND@0.5	ND@0.5	ND@1.5	ND	ND@0.5	ND@10	ND@0.5	
5/5/2009	ND@0.5	ND@0.5	ND@0.5	ND@1.5	ND	ND@0.5	ND@10	ND@0.5	
6/4/2009	ND@0.5	ND@0.5	ND@0.5	ND@1.5	ND	ND@0.5	ND@10	ND@0.5	
7/1/2009	NA	NA	NA	NA	NA	NA	NA	NA	
8/27/2009	ND@0.5	ND@0.5	ND@0.5	ND@1.5	ND	ND@0.5	ND@10	ND@0.5	
9/30/2009	ND@0.5	ND@0.5	ND@0.5	ND@1.5	ND	ND@0.5	ND@10	ND@0.5	
10/29/2009	ND@0.5	ND@0.5	ND@0.5	ND@1.5	ND	ND@0.5	ND@10	ND@0.5	
12/11/2009	ND@0.5	ND@0.5	ND@0.5	ND@1.5	ND	ND@0.5	ND@10	ND@0.5	
1/14/2010	ND@0.5	ND@0.5	ND@0.5	ND@1.5	ND	ND@0.5	ND@10	ND@0.5	
2/17/2010	ND@0.5	ND@0.5	ND@0.5	ND@1.5	ND	ND@0.5	ND@10	ND@0.5	
3/11/2010	ND@0.5	ND@0.5	ND@0.5	ND@1.5	ND	ND@0.5	ND@10	ND@0.5	
5/26/2010	ND@0.5	ND@0.5	ND@0.5	ND@1.5	ND	ND@0.5	ND@10	ND@0.5	
1/31/2012	ND@0.5	ND@0.5	ND@0.5	ND@1.5	ND	ND@0.5	ND@10	ND@0.5	
6/25/2012	ND@0.5	ND@0.5	ND@0.5	ND@1.5	ND	ND@0.5	ND@10	ND@0.5	
9/18/2012	ND@0.5	ND@0.5	ND@0.5	ND@1.5	ND	ND@0.5	ND@10	ND@0.5	
12/13/2012	ND@0.5	ND@0.5	ND@0.5	ND@1.5	ND	ND@0.5	ND@10	ND@0.5	
2/25/2013	ND@0.5	ND@0.5	ND@0.5	ND@1.5	ND	ND@0.5	ND@10	ND@0.5	
6/26/2013	ND@0.5	ND@0.5	ND@0.5	ND@1.5	ND	ND@0.5	ND@10	ND@0.5	
9/25/2013	ND@0.5	ND@0.5	ND@0.5	ND@1.5	ND	ND@0.5	ND@10	ND@0.5	
12/13/2013	ND@0.5	ND@0.5	ND@0.5	ND@1.5	ND	ND@0.5	ND@10	ND@0.5	
3/10/2014	ND@0.5	ND@0.5	ND@0.5	ND@1.5	ND	ND@0.5	ND@10	ND@0.5	
6/25/2014	ND@0.5	ND@0.5	ND@0.5	ND@1.5	ND	ND@0.5	ND@10	ND@0.5	
8/28/2014	ND@0.5	ND@0.5	ND@0.5	ND@1.5	ND	ND@0.5	ND@10	ND@0.5	
12/5/2014	ND@0.5	ND@0.5	ND@0.5	ND@1.5	ND	ND@0.5	ND@10	ND@0.5	
3/23/2015	ND@0.5	ND@0.5	ND@0.5	ND@1.5	ND	ND@0.5	ND@10	ND@0.5	
6/17/2015	ND@0.5	ND@0.5	ND@0.5	ND@1.5	ND	ND@0.5	ND@10	ND@0.5	
9/11/2015	ND@0.5	ND@0.5	ND@0.5	ND@1.5	ND	ND@0.5	ND@10	ND@0.5	
12/11/2015	ND@0.5	ND@0.5	ND@0.5	ND@1.5	ND	ND@0.5	ND@10	ND@0.5	
12/21/2015	ND@0.5	ND@0.5	ND@0.5	ND@1.0	ND	ND@0.5	ND@10	ND@0.5	
2/19/2016	ND@0.5	ND@0.5	ND@0.5	ND@1.0	ND	ND@0.5	ND@10	ND@0.5	
6/2/2016	ND@0.5	ND@0.5	ND@0.5	ND@1.0	ND	ND@0.5	ND@10	ND@0.5	
9/14/2016	ND@0.5	ND@0.5	ND@0.5	ND@1.0	ND	ND@0.5	ND@10	ND@0.5	

BTEX - Total Benzene, Toluene, Ethylbenzene and Xylenes
 MTBE - methyl tert-butyl ether
 TBA - tert-butanol TAME - tert-amyl methyl ether

NA - Not Analyzed
 NOTE: June 2007 sample was collected on July 6, 2007
 All units micrograms-per liter (µg/L)

ATTACHMENT A

Laboratory Analytical Results (Groundwater)

TestAmerica

THE LEADER IN ENVIRONMENTAL TESTING

ANALYTICAL REPORT

TestAmerica Laboratories, Inc.
TestAmerica Nashville
2960 Foster Creighton Drive
Nashville, TN 37204
Tel: (615)726-0177

TestAmerica Job ID: 490-112404-1
TestAmerica SDG: 2400 Pleasantville Road, Fallston, MD
Client Project/Site: 22281.Fallston.EL (MD)

For:
AECOM
8000 Virginia Manor Road
Suite 110
Beltsville, Maryland 20705

Attn: Ms. Rachael Allen



Authorized for release by:
9/30/2016 5:13:55 PM

Sherry Salomon, Manager of Project Management Assistants
(615)301-5033
sherry.salomon@testamericainc.com

LINKS

Review your project
results through
TotalAccess

Have a Question?



Visit us at:
www.testamericainc.com

The test results in this report meet all 2003 NELAC and 2009 TNI requirements for accredited parameters, exceptions are noted in this report. This report may not be reproduced except in full, and with written approval from the laboratory. For questions please contact the Project Manager at the e-mail address or telephone number listed on this page.

This report has been electronically signed and authorized by the signatory. Electronic signature is intended to be the legally binding equivalent of a traditionally handwritten signature.

Results relate only to the items tested and the sample(s) as received by the laboratory.

1

2

3

4

5

6

7

8

9

10

11

12

13



Table of Contents

Cover Page	1
Table of Contents	2
Sample Summary	3
Case Narrative	4
Definitions	5
Client Sample Results	6
QC Sample Results	30
QC Association	42
Chronicle	46
Method Summary	50
Certification Summary	51
Chain of Custody	53
Receipt Checklists	56

Sample Summary

Client: AECOM
Project/Site: 22281.Fallston.EL (MD)

TestAmerica Job ID: 490-112404-1
SDG: 2400 Pleasantville Road, Fallston, MD

Lab Sample ID	Client Sample ID	Matrix	Collected	Received
490-112404-1	MW4A	Water	09/21/16 14:20	09/23/16 09:25
490-112404-2	MW4B	Water	09/21/16 14:10	09/23/16 09:25
490-112404-3	MW6	Water	09/21/16 16:55	09/23/16 09:25
490-112404-4	MW8A	Water	09/19/16 15:15	09/23/16 09:25
490-112404-5	MW8B	Water	09/19/16 15:10	09/23/16 09:25
490-112404-6	MW8C	Water	09/19/16 13:50	09/23/16 09:25
490-112404-7	MW9	Water	09/21/16 15:30	09/23/16 09:25
490-112404-8	MW10	Water	09/21/16 16:35	09/23/16 09:25
490-112404-9	MW11	Water	09/21/16 16:20	09/23/16 09:25
490-112404-10	MW12	Water	09/21/16 14:55	09/23/16 09:25
490-112404-11	MW13	Water	09/21/16 15:20	09/23/16 09:25
490-112404-12	HW3	Water	09/21/16 16:45	09/23/16 09:25

Case Narrative

Client: AECOM
Project/Site: 22281.Fallston.EL (MD)

TestAmerica Job ID: 490-112404-1
SDG: 2400 Pleasantville Road, Fallston, MD

Job ID: 490-112404-1

Laboratory: TestAmerica Nashville

Narrative

**Job Narrative
490-112404-1**

Comments

No additional comments.

Receipt

The samples were received on 9/23/2016 at 9:25 AM; the samples arrived in good condition, properly preserved and, where required, on ice. The temperature of the cooler at receipt was 3.2° C.

GC/MS VOA

No analytical or quality issues were noted, other than those described in the Definitions/Glossary page.

GC VOA

No analytical or quality issues were noted, other than those described in the Definitions/Glossary page.

Metals

Method(s) 6010B: The following samples were diluted due to the abundance of non-target analytes: MW11 (490-112404-9). Elevated reporting limits (RLs) are provided.

No additional analytical or quality issues were noted, other than those described above or in the Definitions/Glossary page.

General Chemistry

Method(s) 353.2: Due to the high concentration of Nitrate Nitrite as N, the matrix spike/matrix spike duplicate (MS/MSD) for analytical batch 490-373618 could not be evaluated for accuracy and precision. The associated laboratory control sample (LCS) met acceptance criteria.

No additional analytical or quality issues were noted, other than those described above or in the Definitions/Glossary page.

VOA Prep

No analytical or quality issues were noted, other than those described in the Definitions/Glossary page.

Definitions/Glossary

Client: AECOM
Project/Site: 22281.Fallston.EL (MD)

TestAmerica Job ID: 490-112404-1
SDG: 2400 Pleasantville Road, Fallston, MD

Qualifiers

General Chemistry

Qualifier	Qualifier Description
F1	MS and/or MSD Recovery is outside acceptance limits.

Glossary

Abbreviation	These commonly used abbreviations may or may not be present in this report.
□	Listed under the "D" column to designate that the result is reported on a dry weight basis
%R	Percent Recovery
CFL	Contains Free Liquid
CNF	Contains no Free Liquid
DER	Duplicate error ratio (normalized absolute difference)
Dil Fac	Dilution Factor
DL, RA, RE, IN	Indicates a Dilution, Re-analysis, Re-extraction, or additional Initial metals/anion analysis of the sample
DLC	Decision level concentration
MDA	Minimum detectable activity
EDL	Estimated Detection Limit
MDC	Minimum detectable concentration
MDL	Method Detection Limit
ML	Minimum Level (Dioxin)
NC	Not Calculated
ND	Not detected at the reporting limit (or MDL or EDL if shown)
PQL	Practical Quantitation Limit
QC	Quality Control
RER	Relative error ratio
RL	Reporting Limit or Requested Limit (Radiochemistry)
RPD	Relative Percent Difference, a measure of the relative difference between two points
TEF	Toxicity Equivalent Factor (Dioxin)
TEQ	Toxicity Equivalent Quotient (Dioxin)

Client Sample Results

Client: AECOM
Project/Site: 22281.Fallston.EL (MD)

TestAmerica Job ID: 490-112404-1
SDG: 2400 Pleasantville Road, Fallston, MD

Client Sample ID: MW4A
Date Collected: 09/21/16 14:20
Date Received: 09/23/16 09:25

Lab Sample ID: 490-112404-1
Matrix: Water

Method: 8260B - Volatile Organic Compounds (GC/MS)

Analyte	Result	Qualifier	RL	MDL	Unit	D	Prepared	Analyzed	Dil Fac
Acetone	ND		25.0		ug/L			09/28/16 10:02	1
Benzene	ND		1.00		ug/L			09/28/16 10:02	1
Bromochloromethane	ND		1.00		ug/L			09/28/16 10:02	1
Bromodichloromethane	ND		1.00		ug/L			09/28/16 10:02	1
Bromoform	ND		1.00		ug/L			09/28/16 10:02	1
Bromomethane	ND		1.00		ug/L			09/28/16 10:02	1
2-Butanone (MEK)	ND		50.0		ug/L			09/28/16 10:02	1
Carbon disulfide	ND		1.00		ug/L			09/28/16 10:02	1
Carbon tetrachloride	ND		1.00		ug/L			09/28/16 10:02	1
Chlorobenzene	ND		1.00		ug/L			09/28/16 10:02	1
Chlorodibromomethane	ND		1.00		ug/L			09/28/16 10:02	1
Chloroethane	ND		1.00		ug/L			09/28/16 10:02	1
Chloroform	7.33		1.00		ug/L			09/28/16 10:02	1
Chloromethane	ND		1.00		ug/L			09/28/16 10:02	1
cis-1,2-Dichloroethene	ND		1.00		ug/L			09/28/16 10:02	1
cis-1,3-Dichloropropene	ND		1.00		ug/L			09/28/16 10:02	1
Cyclohexane	ND		5.00		ug/L			09/28/16 10:02	1
1,2-Dibromo-3-Chloropropane	ND		10.0		ug/L			09/28/16 10:02	1
1,2-Dibromoethane (EDB)	ND		1.00		ug/L			09/28/16 10:02	1
1,2-Dichlorobenzene	ND		1.00		ug/L			09/28/16 10:02	1
1,3-Dichlorobenzene	ND		1.00		ug/L			09/28/16 10:02	1
1,4-Dichlorobenzene	ND		1.00		ug/L			09/28/16 10:02	1
Dichlorodifluoromethane	ND		1.00		ug/L			09/28/16 10:02	1
1,1-Dichloroethane	ND		1.00		ug/L			09/28/16 10:02	1
1,2-Dichloroethane	ND		1.00		ug/L			09/28/16 10:02	1
1,1-Dichloroethene	ND		1.00		ug/L			09/28/16 10:02	1
1,2-Dichloropropane	ND		1.00		ug/L			09/28/16 10:02	1
Diisopropyl ether	ND		2.00		ug/L			09/28/16 10:02	1
Ethylbenzene	ND		1.00		ug/L			09/28/16 10:02	1
Ethyl tert-butyl ether	ND		1.00		ug/L			09/28/16 10:02	1
Freon 113	ND		1.00		ug/L			09/28/16 10:02	1
2-Hexanone	ND		10.0		ug/L			09/28/16 10:02	1
Isopropylbenzene	ND		1.00		ug/L			09/28/16 10:02	1
Methyl acetate	ND		10.0		ug/L			09/28/16 10:02	1
Methylcyclohexane	ND		5.00		ug/L			09/28/16 10:02	1
Methylene Chloride	ND		5.00		ug/L			09/28/16 10:02	1
4-Methyl-2-pentanone (MIBK)	ND		10.0		ug/L			09/28/16 10:02	1
Methyl tert-butyl ether	287		1.00		ug/L			09/28/16 10:02	1
Naphthalene	ND		5.00		ug/L			09/28/16 10:02	1
Styrene	ND		1.00		ug/L			09/28/16 10:02	1
Tert-amyl methyl ether	10.1		1.00		ug/L			09/28/16 10:02	1
tert-Butyl alcohol (TBA)	30.2		10.0		ug/L			09/28/16 10:02	1
1,1,2,2-Tetrachloroethane	ND		1.00		ug/L			09/28/16 10:02	1
Tetrachloroethene	ND		1.00		ug/L			09/28/16 10:02	1
Toluene	ND		1.00		ug/L			09/28/16 10:02	1
trans-1,2-Dichloroethene	ND		1.00		ug/L			09/28/16 10:02	1
trans-1,3-Dichloropropene	ND		1.00		ug/L			09/28/16 10:02	1
1,2,3-Trichlorobenzene	ND		1.00		ug/L			09/28/16 10:02	1
1,2,4-Trichlorobenzene	ND		1.00		ug/L			09/28/16 10:02	1

Client Sample Results

Client: AECOM
Project/Site: 22281.Fallston.EL (MD)

TestAmerica Job ID: 490-112404-1
SDG: 2400 Pleasantville Road, Fallston, MD

Client Sample ID: MW4A
Date Collected: 09/21/16 14:20
Date Received: 09/23/16 09:25

Lab Sample ID: 490-112404-1
Matrix: Water

Method: 8260B - Volatile Organic Compounds (GC/MS) (Continued)

Analyte	Result	Qualifier	RL	MDL	Unit	D	Prepared	Analyzed	Dil Fac
1,1,1-Trichloroethane	ND		1.00		ug/L			09/28/16 10:02	1
1,1,2-Trichloroethane	ND		1.00		ug/L			09/28/16 10:02	1
Trichloroethene	ND		1.00		ug/L			09/28/16 10:02	1
Trichlorofluoromethane	ND		1.00		ug/L			09/28/16 10:02	1
Vinyl chloride	ND		1.00		ug/L			09/28/16 10:02	1
m,p-Xylene	ND		2.00		ug/L			09/28/16 10:02	1
o-Xylene	ND		1.00		ug/L			09/28/16 10:02	1
Xylenes, Total	ND		3.00		ug/L			09/28/16 10:02	1

Surrogate	%Recovery	Qualifier	Limits	Prepared	Analyzed	Dil Fac
4-Bromofluorobenzene (Surr)	97		70 - 130		09/28/16 10:02	1
Dibromofluoromethane (Surr)	99		70 - 130		09/28/16 10:02	1
1,2-Dichloroethane-d4 (Surr)	95		70 - 130		09/28/16 10:02	1
Toluene-d8 (Surr)	100		70 - 130		09/28/16 10:02	1

Method: 8015C - Nonhalogenated Organics using GC/FID -Modified (Gasoline Range Organics)

Analyte	Result	Qualifier	RL	MDL	Unit	D	Prepared	Analyzed	Dil Fac
Gasoline Range Organics [C6 - C10]	312		100		ug/L			09/27/16 18:08	1

Surrogate	%Recovery	Qualifier	Limits	Prepared	Analyzed	Dil Fac
a,a,a-Trifluorotoluene	90		50 - 150		09/27/16 18:08	1

Method: RSK-175 - Dissolved Gases (GC)

Analyte	Result	Qualifier	RL	MDL	Unit	D	Prepared	Analyzed	Dil Fac
Methane	ND		4.00		ug/L			09/29/16 12:35	1

Method: 6010B - Metals (ICP)

Analyte	Result	Qualifier	RL	MDL	Unit	D	Prepared	Analyzed	Dil Fac
Iron	1.66		0.100		mg/L		09/23/16 16:47	09/29/16 23:19	1
Sulfur	0.452		0.250		mg/L		09/23/16 16:47	09/29/16 23:19	1

General Chemistry

Analyte	Result	Qualifier	RL	MDL	Unit	D	Prepared	Analyzed	Dil Fac
Kjeldahl Nitrogen as N	ND		0.250		mg/L		09/24/16 15:54	09/26/16 10:20	1
Nitrate Nitrite as N	7.97		0.100		mg/L			09/27/16 16:07	1

Client Sample Results

Client: AECOM
 Project/Site: 22281.Fallston.EL (MD)

TestAmerica Job ID: 490-112404-1
 SDG: 2400 Pleasantville Road, Fallston, MD

Client Sample ID: MW4B
Date Collected: 09/21/16 14:10
Date Received: 09/23/16 09:25

Lab Sample ID: 490-112404-2
Matrix: Water

Method: 8260B - Volatile Organic Compounds (GC/MS)

Analyte	Result	Qualifier	RL	MDL	Unit	D	Prepared	Analyzed	Dil Fac
Acetone	ND		25.0		ug/L			09/28/16 05:04	1
Benzene	ND		1.00		ug/L			09/28/16 05:04	1
Bromochloromethane	ND		1.00		ug/L			09/28/16 05:04	1
Bromodichloromethane	ND		1.00		ug/L			09/28/16 05:04	1
Bromoform	ND		1.00		ug/L			09/28/16 05:04	1
Bromomethane	ND		1.00		ug/L			09/28/16 05:04	1
2-Butanone (MEK)	ND		50.0		ug/L			09/28/16 05:04	1
Carbon disulfide	ND		1.00		ug/L			09/28/16 05:04	1
Carbon tetrachloride	ND		1.00		ug/L			09/28/16 05:04	1
Chlorobenzene	ND		1.00		ug/L			09/28/16 05:04	1
Chlorodibromomethane	ND		1.00		ug/L			09/28/16 05:04	1
Chloroethane	ND		1.00		ug/L			09/28/16 05:04	1
Chloroform	ND		1.00		ug/L			09/28/16 05:04	1
Chloromethane	ND		1.00		ug/L			09/28/16 05:04	1
cis-1,2-Dichloroethene	ND		1.00		ug/L			09/28/16 05:04	1
cis-1,3-Dichloropropene	ND		1.00		ug/L			09/28/16 05:04	1
Cyclohexane	ND		5.00		ug/L			09/28/16 05:04	1
1,2-Dibromo-3-Chloropropane	ND		10.0		ug/L			09/28/16 05:04	1
1,2-Dibromoethane (EDB)	ND		1.00		ug/L			09/28/16 05:04	1
1,2-Dichlorobenzene	ND		1.00		ug/L			09/28/16 05:04	1
1,3-Dichlorobenzene	ND		1.00		ug/L			09/28/16 05:04	1
1,4-Dichlorobenzene	ND		1.00		ug/L			09/28/16 05:04	1
Dichlorodifluoromethane	ND		1.00		ug/L			09/28/16 05:04	1
1,1-Dichloroethane	ND		1.00		ug/L			09/28/16 05:04	1
1,2-Dichloroethane	ND		1.00		ug/L			09/28/16 05:04	1
1,1-Dichloroethene	ND		1.00		ug/L			09/28/16 05:04	1
1,2-Dichloropropane	ND		1.00		ug/L			09/28/16 05:04	1
Diisopropyl ether	ND		2.00		ug/L			09/28/16 05:04	1
Ethylbenzene	ND		1.00		ug/L			09/28/16 05:04	1
Ethyl tert-butyl ether	ND		1.00		ug/L			09/28/16 05:04	1
Freon 113	ND		1.00		ug/L			09/28/16 05:04	1
2-Hexanone	ND		10.0		ug/L			09/28/16 05:04	1
Isopropylbenzene	ND		1.00		ug/L			09/28/16 05:04	1
Methyl acetate	ND		10.0		ug/L			09/28/16 05:04	1
Methylcyclohexane	ND		5.00		ug/L			09/28/16 05:04	1
Methylene Chloride	ND		5.00		ug/L			09/28/16 05:04	1
4-Methyl-2-pentanone (MIBK)	ND		10.0		ug/L			09/28/16 05:04	1
Methyl tert-butyl ether	ND		1.00		ug/L			09/28/16 05:04	1
Naphthalene	ND		5.00		ug/L			09/28/16 05:04	1
Styrene	ND		1.00		ug/L			09/28/16 05:04	1
Tert-amyl methyl ether	ND		1.00		ug/L			09/28/16 05:04	1
tert-Butyl alcohol (TBA)	ND		10.0		ug/L			09/28/16 05:04	1
1,1,2,2-Tetrachloroethane	ND		1.00		ug/L			09/28/16 05:04	1
Tetrachloroethene	ND		1.00		ug/L			09/28/16 05:04	1
Toluene	ND		1.00		ug/L			09/28/16 05:04	1
trans-1,2-Dichloroethene	ND		1.00		ug/L			09/28/16 05:04	1
trans-1,3-Dichloropropene	ND		1.00		ug/L			09/28/16 05:04	1
1,2,3-Trichlorobenzene	ND		1.00		ug/L			09/28/16 05:04	1
1,2,4-Trichlorobenzene	ND		1.00		ug/L			09/28/16 05:04	1

TestAmerica Nashville

Client Sample Results

Client: AECOM
Project/Site: 22281.Fallston.EL (MD)

TestAmerica Job ID: 490-112404-1
SDG: 2400 Pleasantville Road, Fallston, MD

Client Sample ID: MW4B

Lab Sample ID: 490-112404-2

Date Collected: 09/21/16 14:10

Matrix: Water

Date Received: 09/23/16 09:25

Method: 8260B - Volatile Organic Compounds (GC/MS) (Continued)

Analyte	Result	Qualifier	RL	MDL	Unit	D	Prepared	Analyzed	Dil Fac
1,1,1-Trichloroethane	ND		1.00		ug/L			09/28/16 05:04	1
1,1,2-Trichloroethane	ND		1.00		ug/L			09/28/16 05:04	1
Trichloroethene	ND		1.00		ug/L			09/28/16 05:04	1
Trichlorofluoromethane	ND		1.00		ug/L			09/28/16 05:04	1
Vinyl chloride	ND		1.00		ug/L			09/28/16 05:04	1
m,p-Xylene	ND		2.00		ug/L			09/28/16 05:04	1
o-Xylene	ND		1.00		ug/L			09/28/16 05:04	1
Xylenes, Total	ND		3.00		ug/L			09/28/16 05:04	1

Surrogate	%Recovery	Qualifier	Limits	Prepared	Analyzed	Dil Fac
4-Bromofluorobenzene (Surr)	98		70 - 130		09/28/16 05:04	1
Dibromofluoromethane (Surr)	98		70 - 130		09/28/16 05:04	1
1,2-Dichloroethane-d4 (Surr)	93		70 - 130		09/28/16 05:04	1
Toluene-d8 (Surr)	100		70 - 130		09/28/16 05:04	1

Method: 8015C - Nonhalogenated Organics using GC/FID -Modified (Gasoline Range Organics)

Analyte	Result	Qualifier	RL	MDL	Unit	D	Prepared	Analyzed	Dil Fac
Gasoline Range Organics [C6 - C10]	ND		100		ug/L			09/27/16 20:10	1

Surrogate	%Recovery	Qualifier	Limits	Prepared	Analyzed	Dil Fac
a,a,a-Trifluorotoluene	90		50 - 150		09/27/16 20:10	1

Method: RSK-175 - Dissolved Gases (GC)

Analyte	Result	Qualifier	RL	MDL	Unit	D	Prepared	Analyzed	Dil Fac
Methane	ND		4.00		ug/L			09/29/16 12:52	1

Method: 6010B - Metals (ICP)

Analyte	Result	Qualifier	RL	MDL	Unit	D	Prepared	Analyzed	Dil Fac
Iron	ND		0.100		mg/L		09/23/16 16:47	09/29/16 23:56	1
Sulfur	2.18		0.250		mg/L		09/23/16 16:47	09/29/16 23:56	1

General Chemistry

Analyte	Result	Qualifier	RL	MDL	Unit	D	Prepared	Analyzed	Dil Fac
Kjeldahl Nitrogen as N	ND		0.250		mg/L		09/24/16 15:54	09/26/16 10:21	1
Nitrate Nitrite as N	11.2		0.100		mg/L			09/27/16 16:11	1

Client Sample Results

Client: AECOM
 Project/Site: 22281.Fallston.EL (MD)

TestAmerica Job ID: 490-112404-1
 SDG: 2400 Pleasantville Road, Fallston, MD

Client Sample ID: MW6
Date Collected: 09/21/16 16:55
Date Received: 09/23/16 09:25

Lab Sample ID: 490-112404-3
Matrix: Water

Method: 8260B - Volatile Organic Compounds (GC/MS)

Analyte	Result	Qualifier	RL	MDL	Unit	D	Prepared	Analyzed	Dil Fac
Acetone	ND		25.0		ug/L			09/28/16 05:33	1
Benzene	ND		1.00		ug/L			09/28/16 05:33	1
Bromochloromethane	ND		1.00		ug/L			09/28/16 05:33	1
Bromodichloromethane	ND		1.00		ug/L			09/28/16 05:33	1
Bromoform	ND		1.00		ug/L			09/28/16 05:33	1
Bromomethane	ND		1.00		ug/L			09/28/16 05:33	1
2-Butanone (MEK)	ND		50.0		ug/L			09/28/16 05:33	1
Carbon disulfide	ND		1.00		ug/L			09/28/16 05:33	1
Carbon tetrachloride	ND		1.00		ug/L			09/28/16 05:33	1
Chlorobenzene	ND		1.00		ug/L			09/28/16 05:33	1
Chlorodibromomethane	ND		1.00		ug/L			09/28/16 05:33	1
Chloroethane	ND		1.00		ug/L			09/28/16 05:33	1
Chloroform	ND		1.00		ug/L			09/28/16 05:33	1
Chloromethane	ND		1.00		ug/L			09/28/16 05:33	1
cis-1,2-Dichloroethene	ND		1.00		ug/L			09/28/16 05:33	1
cis-1,3-Dichloropropene	ND		1.00		ug/L			09/28/16 05:33	1
Cyclohexane	ND		5.00		ug/L			09/28/16 05:33	1
1,2-Dibromo-3-Chloropropane	ND		10.0		ug/L			09/28/16 05:33	1
1,2-Dibromoethane (EDB)	ND		1.00		ug/L			09/28/16 05:33	1
1,2-Dichlorobenzene	ND		1.00		ug/L			09/28/16 05:33	1
1,3-Dichlorobenzene	ND		1.00		ug/L			09/28/16 05:33	1
1,4-Dichlorobenzene	ND		1.00		ug/L			09/28/16 05:33	1
Dichlorodifluoromethane	ND		1.00		ug/L			09/28/16 05:33	1
1,1-Dichloroethane	ND		1.00		ug/L			09/28/16 05:33	1
1,2-Dichloroethane	ND		1.00		ug/L			09/28/16 05:33	1
1,1-Dichloroethene	ND		1.00		ug/L			09/28/16 05:33	1
1,2-Dichloropropane	ND		1.00		ug/L			09/28/16 05:33	1
Diisopropyl ether	ND		2.00		ug/L			09/28/16 05:33	1
Ethylbenzene	ND		1.00		ug/L			09/28/16 05:33	1
Ethyl tert-butyl ether	ND		1.00		ug/L			09/28/16 05:33	1
Freon 113	ND		1.00		ug/L			09/28/16 05:33	1
2-Hexanone	ND		10.0		ug/L			09/28/16 05:33	1
Isopropylbenzene	ND		1.00		ug/L			09/28/16 05:33	1
Methyl acetate	ND		10.0		ug/L			09/28/16 05:33	1
Methylcyclohexane	ND		5.00		ug/L			09/28/16 05:33	1
Methylene Chloride	ND		5.00		ug/L			09/28/16 05:33	1
4-Methyl-2-pentanone (MIBK)	ND		10.0		ug/L			09/28/16 05:33	1
Methyl tert-butyl ether	97.9		1.00		ug/L			09/28/16 05:33	1
Naphthalene	ND		5.00		ug/L			09/28/16 05:33	1
Styrene	ND		1.00		ug/L			09/28/16 05:33	1
Tert-amyl methyl ether	3.45		1.00		ug/L			09/28/16 05:33	1
tert-Butyl alcohol (TBA)	16.2		10.0		ug/L			09/28/16 05:33	1
1,1,2,2-Tetrachloroethane	ND		1.00		ug/L			09/28/16 05:33	1
Tetrachloroethene	ND		1.00		ug/L			09/28/16 05:33	1
Toluene	ND		1.00		ug/L			09/28/16 05:33	1
trans-1,2-Dichloroethene	ND		1.00		ug/L			09/28/16 05:33	1
trans-1,3-Dichloropropene	ND		1.00		ug/L			09/28/16 05:33	1
1,2,3-Trichlorobenzene	ND		1.00		ug/L			09/28/16 05:33	1
1,2,4-Trichlorobenzene	ND		1.00		ug/L			09/28/16 05:33	1

TestAmerica Nashville

Client Sample Results

Client: AECOM
Project/Site: 22281.Fallston.EL (MD)

TestAmerica Job ID: 490-112404-1
SDG: 2400 Pleasantville Road, Fallston, MD

Client Sample ID: MW6
Date Collected: 09/21/16 16:55
Date Received: 09/23/16 09:25

Lab Sample ID: 490-112404-3
Matrix: Water

Method: 8260B - Volatile Organic Compounds (GC/MS) (Continued)

Analyte	Result	Qualifier	RL	MDL	Unit	D	Prepared	Analyzed	Dil Fac
1,1,1-Trichloroethane	ND		1.00		ug/L			09/28/16 05:33	1
1,1,2-Trichloroethane	ND		1.00		ug/L			09/28/16 05:33	1
Trichloroethene	ND		1.00		ug/L			09/28/16 05:33	1
Trichlorofluoromethane	ND		1.00		ug/L			09/28/16 05:33	1
Vinyl chloride	ND		1.00		ug/L			09/28/16 05:33	1
m,p-Xylene	ND		2.00		ug/L			09/28/16 05:33	1
o-Xylene	ND		1.00		ug/L			09/28/16 05:33	1
Xylenes, Total	ND		3.00		ug/L			09/28/16 05:33	1

Surrogate	%Recovery	Qualifier	Limits	Prepared	Analyzed	Dil Fac
4-Bromofluorobenzene (Surr)	97		70 - 130		09/28/16 05:33	1
Dibromofluoromethane (Surr)	97		70 - 130		09/28/16 05:33	1
1,2-Dichloroethane-d4 (Surr)	90		70 - 130		09/28/16 05:33	1
Toluene-d8 (Surr)	99		70 - 130		09/28/16 05:33	1

Method: 8015C - Nonhalogenated Organics using GC/FID -Modified (Gasoline Range Organics)

Analyte	Result	Qualifier	RL	MDL	Unit	D	Prepared	Analyzed	Dil Fac
Gasoline Range Organics [C6 - C10]	105		100		ug/L			09/27/16 20:41	1

Surrogate	%Recovery	Qualifier	Limits	Prepared	Analyzed	Dil Fac
a,a,a-Trifluorotoluene	90		50 - 150		09/27/16 20:41	1

Method: RSK-175 - Dissolved Gases (GC)

Analyte	Result	Qualifier	RL	MDL	Unit	D	Prepared	Analyzed	Dil Fac
Methane	ND		4.00		ug/L			09/29/16 13:10	1

Method: 6010B - Metals (ICP)

Analyte	Result	Qualifier	RL	MDL	Unit	D	Prepared	Analyzed	Dil Fac
Iron	0.483		0.100		mg/L		09/23/16 16:47	09/30/16 00:01	1
Sulfur	5.13		0.250		mg/L		09/23/16 16:47	09/30/16 00:01	1

General Chemistry

Analyte	Result	Qualifier	RL	MDL	Unit	D	Prepared	Analyzed	Dil Fac
Kjeldahl Nitrogen as N	5.16		0.250		mg/L		09/24/16 15:54	09/26/16 10:23	1
Nitrate Nitrite as N	10.8		0.100		mg/L			09/27/16 16:13	1

Client Sample Results

Client: AECOM
Project/Site: 22281.Fallston.EL (MD)

TestAmerica Job ID: 490-112404-1
SDG: 2400 Pleasantville Road, Fallston, MD

Client Sample ID: MW8A
Date Collected: 09/19/16 15:15
Date Received: 09/23/16 09:25

Lab Sample ID: 490-112404-4
Matrix: Water

Method: 8260B - Volatile Organic Compounds (GC/MS)

Analyte	Result	Qualifier	RL	MDL	Unit	D	Prepared	Analyzed	Dil Fac
Acetone	ND		25.0		ug/L			09/28/16 06:03	1
Benzene	ND		1.00		ug/L			09/28/16 06:03	1
Bromochloromethane	ND		1.00		ug/L			09/28/16 06:03	1
Bromodichloromethane	ND		1.00		ug/L			09/28/16 06:03	1
Bromoform	ND		1.00		ug/L			09/28/16 06:03	1
Bromomethane	ND		1.00		ug/L			09/28/16 06:03	1
2-Butanone (MEK)	ND		50.0		ug/L			09/28/16 06:03	1
Carbon disulfide	ND		1.00		ug/L			09/28/16 06:03	1
Carbon tetrachloride	ND		1.00		ug/L			09/28/16 06:03	1
Chlorobenzene	ND		1.00		ug/L			09/28/16 06:03	1
Chlorodibromomethane	ND		1.00		ug/L			09/28/16 06:03	1
Chloroethane	ND		1.00		ug/L			09/28/16 06:03	1
Chloroform	ND		1.00		ug/L			09/28/16 06:03	1
Chloromethane	ND		1.00		ug/L			09/28/16 06:03	1
cis-1,2-Dichloroethene	ND		1.00		ug/L			09/28/16 06:03	1
cis-1,3-Dichloropropene	ND		1.00		ug/L			09/28/16 06:03	1
Cyclohexane	ND		5.00		ug/L			09/28/16 06:03	1
1,2-Dibromo-3-Chloropropane	ND		10.0		ug/L			09/28/16 06:03	1
1,2-Dibromoethane (EDB)	ND		1.00		ug/L			09/28/16 06:03	1
1,2-Dichlorobenzene	ND		1.00		ug/L			09/28/16 06:03	1
1,3-Dichlorobenzene	ND		1.00		ug/L			09/28/16 06:03	1
1,4-Dichlorobenzene	ND		1.00		ug/L			09/28/16 06:03	1
Dichlorodifluoromethane	ND		1.00		ug/L			09/28/16 06:03	1
1,1-Dichloroethane	ND		1.00		ug/L			09/28/16 06:03	1
1,2-Dichloroethane	ND		1.00		ug/L			09/28/16 06:03	1
1,1-Dichloroethene	ND		1.00		ug/L			09/28/16 06:03	1
1,2-Dichloropropane	ND		1.00		ug/L			09/28/16 06:03	1
Diisopropyl ether	ND		2.00		ug/L			09/28/16 06:03	1
Ethylbenzene	ND		1.00		ug/L			09/28/16 06:03	1
Ethyl tert-butyl ether	ND		1.00		ug/L			09/28/16 06:03	1
Freon 113	ND		1.00		ug/L			09/28/16 06:03	1
2-Hexanone	ND		10.0		ug/L			09/28/16 06:03	1
Isopropylbenzene	ND		1.00		ug/L			09/28/16 06:03	1
Methyl acetate	ND		10.0		ug/L			09/28/16 06:03	1
Methylcyclohexane	ND		5.00		ug/L			09/28/16 06:03	1
Methylene Chloride	ND		5.00		ug/L			09/28/16 06:03	1
4-Methyl-2-pentanone (MIBK)	ND		10.0		ug/L			09/28/16 06:03	1
Methyl tert-butyl ether	30.4		1.00		ug/L			09/28/16 06:03	1
Naphthalene	ND		5.00		ug/L			09/28/16 06:03	1
Styrene	ND		1.00		ug/L			09/28/16 06:03	1
Tert-amyl methyl ether	ND		1.00		ug/L			09/28/16 06:03	1
tert-Butyl alcohol (TBA)	ND		10.0		ug/L			09/28/16 06:03	1
1,1,2,2-Tetrachloroethane	ND		1.00		ug/L			09/28/16 06:03	1
Tetrachloroethene	ND		1.00		ug/L			09/28/16 06:03	1
Toluene	ND		1.00		ug/L			09/28/16 06:03	1
trans-1,2-Dichloroethene	ND		1.00		ug/L			09/28/16 06:03	1
trans-1,3-Dichloropropene	ND		1.00		ug/L			09/28/16 06:03	1
1,2,3-Trichlorobenzene	ND		1.00		ug/L			09/28/16 06:03	1
1,2,4-Trichlorobenzene	ND		1.00		ug/L			09/28/16 06:03	1

TestAmerica Nashville

Client Sample Results

Client: AECOM
Project/Site: 22281.Fallston.EL (MD)

TestAmerica Job ID: 490-112404-1
SDG: 2400 Pleasantville Road, Fallston, MD

Client Sample ID: MW8A

Lab Sample ID: 490-112404-4

Date Collected: 09/19/16 15:15

Matrix: Water

Date Received: 09/23/16 09:25

Method: 8260B - Volatile Organic Compounds (GC/MS) (Continued)

Analyte	Result	Qualifier	RL	MDL	Unit	D	Prepared	Analyzed	Dil Fac
1,1,1-Trichloroethane	ND		1.00		ug/L			09/28/16 06:03	1
1,1,2-Trichloroethane	ND		1.00		ug/L			09/28/16 06:03	1
Trichloroethene	ND		1.00		ug/L			09/28/16 06:03	1
Trichlorofluoromethane	ND		1.00		ug/L			09/28/16 06:03	1
Vinyl chloride	ND		1.00		ug/L			09/28/16 06:03	1
m,p-Xylene	ND		2.00		ug/L			09/28/16 06:03	1
o-Xylene	ND		1.00		ug/L			09/28/16 06:03	1
Xylenes, Total	ND		3.00		ug/L			09/28/16 06:03	1

Surrogate	%Recovery	Qualifier	Limits	Prepared	Analyzed	Dil Fac
4-Bromofluorobenzene (Surr)	97		70 - 130		09/28/16 06:03	1
Dibromofluoromethane (Surr)	98		70 - 130		09/28/16 06:03	1
1,2-Dichloroethane-d4 (Surr)	94		70 - 130		09/28/16 06:03	1
Toluene-d8 (Surr)	99		70 - 130		09/28/16 06:03	1

Method: 8015C - Nonhalogenated Organics using GC/FID -Modified (Gasoline Range Organics)

Analyte	Result	Qualifier	RL	MDL	Unit	D	Prepared	Analyzed	Dil Fac
Gasoline Range Organics [C6 - C10]	ND		100		ug/L			09/27/16 21:12	1

Surrogate	%Recovery	Qualifier	Limits	Prepared	Analyzed	Dil Fac
a,a,a-Trifluorotoluene	92		50 - 150		09/27/16 21:12	1

Method: RSK-175 - Dissolved Gases (GC)

Analyte	Result	Qualifier	RL	MDL	Unit	D	Prepared	Analyzed	Dil Fac
Methane	ND		4.00		ug/L			09/29/16 13:27	1

Method: 6010B - Metals (ICP)

Analyte	Result	Qualifier	RL	MDL	Unit	D	Prepared	Analyzed	Dil Fac
Iron	19.5		0.100		mg/L		09/23/16 16:47	09/30/16 00:07	1
Sulfur	3.92		0.250		mg/L		09/23/16 16:47	09/30/16 00:07	1

General Chemistry

Analyte	Result	Qualifier	RL	MDL	Unit	D	Prepared	Analyzed	Dil Fac
Kjeldahl Nitrogen as N	ND		0.250		mg/L		09/24/16 15:54	09/26/16 10:24	1
Nitrate Nitrite as N	12.5		0.100		mg/L			09/27/16 16:14	1

Client Sample Results

Client: AECOM
Project/Site: 22281.Fallston.EL (MD)

TestAmerica Job ID: 490-112404-1
SDG: 2400 Pleasantville Road, Fallston, MD

Client Sample ID: MW8B
Date Collected: 09/19/16 15:10
Date Received: 09/23/16 09:25

Lab Sample ID: 490-112404-5
Matrix: Water

Method: 8260B - Volatile Organic Compounds (GC/MS)

Analyte	Result	Qualifier	RL	MDL	Unit	D	Prepared	Analyzed	Dil Fac
Acetone	ND		25.0		ug/L			09/28/16 06:33	1
Benzene	ND		1.00		ug/L			09/28/16 06:33	1
Bromochloromethane	ND		1.00		ug/L			09/28/16 06:33	1
Bromodichloromethane	ND		1.00		ug/L			09/28/16 06:33	1
Bromoform	ND		1.00		ug/L			09/28/16 06:33	1
Bromomethane	ND		1.00		ug/L			09/28/16 06:33	1
2-Butanone (MEK)	ND		50.0		ug/L			09/28/16 06:33	1
Carbon disulfide	ND		1.00		ug/L			09/28/16 06:33	1
Carbon tetrachloride	ND		1.00		ug/L			09/28/16 06:33	1
Chlorobenzene	ND		1.00		ug/L			09/28/16 06:33	1
Chlorodibromomethane	ND		1.00		ug/L			09/28/16 06:33	1
Chloroethane	ND		1.00		ug/L			09/28/16 06:33	1
Chloroform	ND		1.00		ug/L			09/28/16 06:33	1
Chloromethane	ND		1.00		ug/L			09/28/16 06:33	1
cis-1,2-Dichloroethene	ND		1.00		ug/L			09/28/16 06:33	1
cis-1,3-Dichloropropene	ND		1.00		ug/L			09/28/16 06:33	1
Cyclohexane	ND		5.00		ug/L			09/28/16 06:33	1
1,2-Dibromo-3-Chloropropane	ND		10.0		ug/L			09/28/16 06:33	1
1,2-Dibromoethane (EDB)	ND		1.00		ug/L			09/28/16 06:33	1
1,2-Dichlorobenzene	ND		1.00		ug/L			09/28/16 06:33	1
1,3-Dichlorobenzene	ND		1.00		ug/L			09/28/16 06:33	1
1,4-Dichlorobenzene	ND		1.00		ug/L			09/28/16 06:33	1
Dichlorodifluoromethane	ND		1.00		ug/L			09/28/16 06:33	1
1,1-Dichloroethane	ND		1.00		ug/L			09/28/16 06:33	1
1,2-Dichloroethane	ND		1.00		ug/L			09/28/16 06:33	1
1,1-Dichloroethene	ND		1.00		ug/L			09/28/16 06:33	1
1,2-Dichloropropane	ND		1.00		ug/L			09/28/16 06:33	1
Diisopropyl ether	ND		2.00		ug/L			09/28/16 06:33	1
Ethylbenzene	ND		1.00		ug/L			09/28/16 06:33	1
Ethyl tert-butyl ether	ND		1.00		ug/L			09/28/16 06:33	1
Freon 113	ND		1.00		ug/L			09/28/16 06:33	1
2-Hexanone	ND		10.0		ug/L			09/28/16 06:33	1
Isopropylbenzene	ND		1.00		ug/L			09/28/16 06:33	1
Methyl acetate	ND		10.0		ug/L			09/28/16 06:33	1
Methylcyclohexane	ND		5.00		ug/L			09/28/16 06:33	1
Methylene Chloride	ND		5.00		ug/L			09/28/16 06:33	1
4-Methyl-2-pentanone (MIBK)	ND		10.0		ug/L			09/28/16 06:33	1
Methyl tert-butyl ether	1.04		1.00		ug/L			09/28/16 06:33	1
Naphthalene	ND		5.00		ug/L			09/28/16 06:33	1
Styrene	ND		1.00		ug/L			09/28/16 06:33	1
Tert-amyl methyl ether	ND		1.00		ug/L			09/28/16 06:33	1
tert-Butyl alcohol (TBA)	ND		10.0		ug/L			09/28/16 06:33	1
1,1,2,2-Tetrachloroethane	ND		1.00		ug/L			09/28/16 06:33	1
Tetrachloroethene	ND		1.00		ug/L			09/28/16 06:33	1
Toluene	ND		1.00		ug/L			09/28/16 06:33	1
trans-1,2-Dichloroethene	ND		1.00		ug/L			09/28/16 06:33	1
trans-1,3-Dichloropropene	ND		1.00		ug/L			09/28/16 06:33	1
1,2,3-Trichlorobenzene	ND		1.00		ug/L			09/28/16 06:33	1
1,2,4-Trichlorobenzene	ND		1.00		ug/L			09/28/16 06:33	1

TestAmerica Nashville

Client Sample Results

Client: AECOM
Project/Site: 22281.Fallston.EL (MD)

TestAmerica Job ID: 490-112404-1
SDG: 2400 Pleasantville Road, Fallston, MD

Client Sample ID: MW8B
Date Collected: 09/19/16 15:10
Date Received: 09/23/16 09:25

Lab Sample ID: 490-112404-5
Matrix: Water

Method: 8260B - Volatile Organic Compounds (GC/MS) (Continued)

Analyte	Result	Qualifier	RL	MDL	Unit	D	Prepared	Analyzed	Dil Fac
1,1,1-Trichloroethane	ND		1.00		ug/L			09/28/16 06:33	1
1,1,2-Trichloroethane	ND		1.00		ug/L			09/28/16 06:33	1
Trichloroethene	ND		1.00		ug/L			09/28/16 06:33	1
Trichlorofluoromethane	ND		1.00		ug/L			09/28/16 06:33	1
Vinyl chloride	ND		1.00		ug/L			09/28/16 06:33	1
m,p-Xylene	ND		2.00		ug/L			09/28/16 06:33	1
o-Xylene	ND		1.00		ug/L			09/28/16 06:33	1
Xylenes, Total	ND		3.00		ug/L			09/28/16 06:33	1

Surrogate	%Recovery	Qualifier	Limits	Prepared	Analyzed	Dil Fac
4-Bromofluorobenzene (Surr)	96		70 - 130		09/28/16 06:33	1
Dibromofluoromethane (Surr)	99		70 - 130		09/28/16 06:33	1
1,2-Dichloroethane-d4 (Surr)	93		70 - 130		09/28/16 06:33	1
Toluene-d8 (Surr)	100		70 - 130		09/28/16 06:33	1

Method: 8015C - Nonhalogenated Organics using GC/FID -Modified (Gasoline Range Organics)

Analyte	Result	Qualifier	RL	MDL	Unit	D	Prepared	Analyzed	Dil Fac
Gasoline Range Organics [C6 - C10]	ND		100		ug/L			09/27/16 21:43	1

Surrogate	%Recovery	Qualifier	Limits	Prepared	Analyzed	Dil Fac
a,a,a-Trifluorotoluene	89		50 - 150		09/27/16 21:43	1

Method: RSK-175 - Dissolved Gases (GC)

Analyte	Result	Qualifier	RL	MDL	Unit	D	Prepared	Analyzed	Dil Fac
Methane	12.4		4.00		ug/L			09/29/16 13:45	1

Method: 6010B - Metals (ICP)

Analyte	Result	Qualifier	RL	MDL	Unit	D	Prepared	Analyzed	Dil Fac
Iron	1.47		0.100		mg/L		09/23/16 16:47	09/30/16 00:12	1
Sulfur	3.63		0.250		mg/L		09/23/16 16:47	09/30/16 00:12	1

General Chemistry

Analyte	Result	Qualifier	RL	MDL	Unit	D	Prepared	Analyzed	Dil Fac
Kjeldahl Nitrogen as N	ND	F1	0.250		mg/L		09/24/16 15:54	09/26/16 10:25	1
Nitrate Nitrite as N	9.85		0.100		mg/L			09/27/16 16:16	1

Client Sample Results

Client: AECOM
Project/Site: 22281.Fallston.EL (MD)

TestAmerica Job ID: 490-112404-1
SDG: 2400 Pleasantville Road, Fallston, MD

Client Sample ID: MW8C
Date Collected: 09/19/16 13:50
Date Received: 09/23/16 09:25

Lab Sample ID: 490-112404-6
Matrix: Water

Method: 8260B - Volatile Organic Compounds (GC/MS)

Analyte	Result	Qualifier	RL	MDL	Unit	D	Prepared	Analyzed	Dil Fac
Acetone	ND		25.0		ug/L			09/28/16 07:03	1
Benzene	ND		1.00		ug/L			09/28/16 07:03	1
Bromochloromethane	ND		1.00		ug/L			09/28/16 07:03	1
Bromodichloromethane	ND		1.00		ug/L			09/28/16 07:03	1
Bromoform	ND		1.00		ug/L			09/28/16 07:03	1
Bromomethane	ND		1.00		ug/L			09/28/16 07:03	1
2-Butanone (MEK)	ND		50.0		ug/L			09/28/16 07:03	1
Carbon disulfide	ND		1.00		ug/L			09/28/16 07:03	1
Carbon tetrachloride	ND		1.00		ug/L			09/28/16 07:03	1
Chlorobenzene	ND		1.00		ug/L			09/28/16 07:03	1
Chlorodibromomethane	ND		1.00		ug/L			09/28/16 07:03	1
Chloroethane	ND		1.00		ug/L			09/28/16 07:03	1
Chloroform	ND		1.00		ug/L			09/28/16 07:03	1
Chloromethane	ND		1.00		ug/L			09/28/16 07:03	1
cis-1,2-Dichloroethene	ND		1.00		ug/L			09/28/16 07:03	1
cis-1,3-Dichloropropene	ND		1.00		ug/L			09/28/16 07:03	1
Cyclohexane	ND		5.00		ug/L			09/28/16 07:03	1
1,2-Dibromo-3-Chloropropane	ND		10.0		ug/L			09/28/16 07:03	1
1,2-Dibromoethane (EDB)	ND		1.00		ug/L			09/28/16 07:03	1
1,2-Dichlorobenzene	ND		1.00		ug/L			09/28/16 07:03	1
1,3-Dichlorobenzene	ND		1.00		ug/L			09/28/16 07:03	1
1,4-Dichlorobenzene	ND		1.00		ug/L			09/28/16 07:03	1
Dichlorodifluoromethane	ND		1.00		ug/L			09/28/16 07:03	1
1,1-Dichloroethane	ND		1.00		ug/L			09/28/16 07:03	1
1,2-Dichloroethane	ND		1.00		ug/L			09/28/16 07:03	1
1,1-Dichloroethene	ND		1.00		ug/L			09/28/16 07:03	1
1,2-Dichloropropane	ND		1.00		ug/L			09/28/16 07:03	1
Diisopropyl ether	ND		2.00		ug/L			09/28/16 07:03	1
Ethylbenzene	ND		1.00		ug/L			09/28/16 07:03	1
Ethyl tert-butyl ether	ND		1.00		ug/L			09/28/16 07:03	1
Freon 113	ND		1.00		ug/L			09/28/16 07:03	1
2-Hexanone	ND		10.0		ug/L			09/28/16 07:03	1
Isopropylbenzene	ND		1.00		ug/L			09/28/16 07:03	1
Methyl acetate	ND		10.0		ug/L			09/28/16 07:03	1
Methylcyclohexane	ND		5.00		ug/L			09/28/16 07:03	1
Methylene Chloride	ND		5.00		ug/L			09/28/16 07:03	1
4-Methyl-2-pentanone (MIBK)	ND		10.0		ug/L			09/28/16 07:03	1
Methyl tert-butyl ether	ND		1.00		ug/L			09/28/16 07:03	1
Naphthalene	ND		5.00		ug/L			09/28/16 07:03	1
Styrene	ND		1.00		ug/L			09/28/16 07:03	1
Tert-amyl methyl ether	ND		1.00		ug/L			09/28/16 07:03	1
tert-Butyl alcohol (TBA)	ND		10.0		ug/L			09/28/16 07:03	1
1,1,2,2-Tetrachloroethane	ND		1.00		ug/L			09/28/16 07:03	1
Tetrachloroethene	ND		1.00		ug/L			09/28/16 07:03	1
Toluene	ND		1.00		ug/L			09/28/16 07:03	1
trans-1,2-Dichloroethene	ND		1.00		ug/L			09/28/16 07:03	1
trans-1,3-Dichloropropene	ND		1.00		ug/L			09/28/16 07:03	1
1,2,3-Trichlorobenzene	ND		1.00		ug/L			09/28/16 07:03	1
1,2,4-Trichlorobenzene	ND		1.00		ug/L			09/28/16 07:03	1

TestAmerica Nashville

Client Sample Results

Client: AECOM
Project/Site: 22281.Fallston.EL (MD)

TestAmerica Job ID: 490-112404-1
SDG: 2400 Pleasantville Road, Fallston, MD

Client Sample ID: MW8C

Lab Sample ID: 490-112404-6

Date Collected: 09/19/16 13:50

Matrix: Water

Date Received: 09/23/16 09:25

Method: 8260B - Volatile Organic Compounds (GC/MS) (Continued)

Analyte	Result	Qualifier	RL	MDL	Unit	D	Prepared	Analyzed	Dil Fac
1,1,1-Trichloroethane	ND		1.00		ug/L			09/28/16 07:03	1
1,1,2-Trichloroethane	ND		1.00		ug/L			09/28/16 07:03	1
Trichloroethene	ND		1.00		ug/L			09/28/16 07:03	1
Trichlorofluoromethane	ND		1.00		ug/L			09/28/16 07:03	1
Vinyl chloride	ND		1.00		ug/L			09/28/16 07:03	1
m,p-Xylene	ND		2.00		ug/L			09/28/16 07:03	1
o-Xylene	ND		1.00		ug/L			09/28/16 07:03	1
Xylenes, Total	ND		3.00		ug/L			09/28/16 07:03	1

Surrogate	%Recovery	Qualifier	Limits	Prepared	Analyzed	Dil Fac
4-Bromofluorobenzene (Surr)	95		70 - 130		09/28/16 07:03	1
Dibromofluoromethane (Surr)	100		70 - 130		09/28/16 07:03	1
1,2-Dichloroethane-d4 (Surr)	95		70 - 130		09/28/16 07:03	1
Toluene-d8 (Surr)	99		70 - 130		09/28/16 07:03	1

Method: 8015C - Nonhalogenated Organics using GC/FID -Modified (Gasoline Range Organics)

Analyte	Result	Qualifier	RL	MDL	Unit	D	Prepared	Analyzed	Dil Fac
Gasoline Range Organics [C6 - C10]	ND		100		ug/L			09/27/16 22:13	1

Surrogate	%Recovery	Qualifier	Limits	Prepared	Analyzed	Dil Fac
a,a,a-Trifluorotoluene	90		50 - 150		09/27/16 22:13	1

Method: RSK-175 - Dissolved Gases (GC)

Analyte	Result	Qualifier	RL	MDL	Unit	D	Prepared	Analyzed	Dil Fac
Methane	ND		4.00		ug/L			09/29/16 14:02	1

Method: 6010B - Metals (ICP)

Analyte	Result	Qualifier	RL	MDL	Unit	D	Prepared	Analyzed	Dil Fac
Iron	0.693		0.100		mg/L		09/23/16 16:47	09/30/16 00:17	1
Sulfur	2.54		0.250		mg/L		09/23/16 16:47	09/30/16 00:17	1

General Chemistry

Analyte	Result	Qualifier	RL	MDL	Unit	D	Prepared	Analyzed	Dil Fac
Kjeldahl Nitrogen as N	ND		0.250		mg/L		09/24/16 15:54	09/26/16 10:28	1
Nitrate Nitrite as N	ND		0.100		mg/L			09/27/16 16:17	1

Client Sample Results

Client: AECOM
Project/Site: 22281.Fallston.EL (MD)

TestAmerica Job ID: 490-112404-1
SDG: 2400 Pleasantville Road, Fallston, MD

Client Sample ID: MW9
Date Collected: 09/21/16 15:30
Date Received: 09/23/16 09:25

Lab Sample ID: 490-112404-7
Matrix: Water

Method: 8260B - Volatile Organic Compounds (GC/MS)

Analyte	Result	Qualifier	RL	MDL	Unit	D	Prepared	Analyzed	Dil Fac
Acetone	ND		25.0		ug/L			09/28/16 07:32	1
Benzene	ND		1.00		ug/L			09/28/16 07:32	1
Bromochloromethane	ND		1.00		ug/L			09/28/16 07:32	1
Bromodichloromethane	ND		1.00		ug/L			09/28/16 07:32	1
Bromoform	ND		1.00		ug/L			09/28/16 07:32	1
Bromomethane	ND		1.00		ug/L			09/28/16 07:32	1
2-Butanone (MEK)	ND		50.0		ug/L			09/28/16 07:32	1
Carbon disulfide	ND		1.00		ug/L			09/28/16 07:32	1
Carbon tetrachloride	ND		1.00		ug/L			09/28/16 07:32	1
Chlorobenzene	ND		1.00		ug/L			09/28/16 07:32	1
Chlorodibromomethane	ND		1.00		ug/L			09/28/16 07:32	1
Chloroethane	ND		1.00		ug/L			09/28/16 07:32	1
Chloroform	ND		1.00		ug/L			09/28/16 07:32	1
Chloromethane	ND		1.00		ug/L			09/28/16 07:32	1
cis-1,2-Dichloroethene	ND		1.00		ug/L			09/28/16 07:32	1
cis-1,3-Dichloropropene	ND		1.00		ug/L			09/28/16 07:32	1
Cyclohexane	ND		5.00		ug/L			09/28/16 07:32	1
1,2-Dibromo-3-Chloropropane	ND		10.0		ug/L			09/28/16 07:32	1
1,2-Dibromoethane (EDB)	ND		1.00		ug/L			09/28/16 07:32	1
1,2-Dichlorobenzene	ND		1.00		ug/L			09/28/16 07:32	1
1,3-Dichlorobenzene	ND		1.00		ug/L			09/28/16 07:32	1
1,4-Dichlorobenzene	ND		1.00		ug/L			09/28/16 07:32	1
Dichlorodifluoromethane	ND		1.00		ug/L			09/28/16 07:32	1
1,1-Dichloroethane	ND		1.00		ug/L			09/28/16 07:32	1
1,2-Dichloroethane	ND		1.00		ug/L			09/28/16 07:32	1
1,1-Dichloroethene	ND		1.00		ug/L			09/28/16 07:32	1
1,2-Dichloropropane	ND		1.00		ug/L			09/28/16 07:32	1
Diisopropyl ether	ND		2.00		ug/L			09/28/16 07:32	1
Ethylbenzene	ND		1.00		ug/L			09/28/16 07:32	1
Ethyl tert-butyl ether	ND		1.00		ug/L			09/28/16 07:32	1
Freon 113	ND		1.00		ug/L			09/28/16 07:32	1
2-Hexanone	ND		10.0		ug/L			09/28/16 07:32	1
Isopropylbenzene	ND		1.00		ug/L			09/28/16 07:32	1
Methyl acetate	ND		10.0		ug/L			09/28/16 07:32	1
Methylcyclohexane	ND		5.00		ug/L			09/28/16 07:32	1
Methylene Chloride	ND		5.00		ug/L			09/28/16 07:32	1
4-Methyl-2-pentanone (MIBK)	ND		10.0		ug/L			09/28/16 07:32	1
Methyl tert-butyl ether	180		1.00		ug/L			09/28/16 07:32	1
Naphthalene	ND		5.00		ug/L			09/28/16 07:32	1
Styrene	ND		1.00		ug/L			09/28/16 07:32	1
Tert-amyl methyl ether	5.86		1.00		ug/L			09/28/16 07:32	1
tert-Butyl alcohol (TBA)	38.4		10.0		ug/L			09/28/16 07:32	1
1,1,2,2-Tetrachloroethane	ND		1.00		ug/L			09/28/16 07:32	1
Tetrachloroethene	ND		1.00		ug/L			09/28/16 07:32	1
Toluene	ND		1.00		ug/L			09/28/16 07:32	1
trans-1,2-Dichloroethene	ND		1.00		ug/L			09/28/16 07:32	1
trans-1,3-Dichloropropene	ND		1.00		ug/L			09/28/16 07:32	1
1,2,3-Trichlorobenzene	ND		1.00		ug/L			09/28/16 07:32	1
1,2,4-Trichlorobenzene	ND		1.00		ug/L			09/28/16 07:32	1

Client Sample Results

Client: AECOM
Project/Site: 22281.Fallston.EL (MD)

TestAmerica Job ID: 490-112404-1
SDG: 2400 Pleasantville Road, Fallston, MD

Client Sample ID: MW9
Date Collected: 09/21/16 15:30
Date Received: 09/23/16 09:25

Lab Sample ID: 490-112404-7
Matrix: Water

Method: 8260B - Volatile Organic Compounds (GC/MS) (Continued)

Analyte	Result	Qualifier	RL	MDL	Unit	D	Prepared	Analyzed	Dil Fac
1,1,1-Trichloroethane	ND		1.00		ug/L			09/28/16 07:32	1
1,1,2-Trichloroethane	ND		1.00		ug/L			09/28/16 07:32	1
Trichloroethene	ND		1.00		ug/L			09/28/16 07:32	1
Trichlorofluoromethane	ND		1.00		ug/L			09/28/16 07:32	1
Vinyl chloride	ND		1.00		ug/L			09/28/16 07:32	1
m,p-Xylene	ND		2.00		ug/L			09/28/16 07:32	1
o-Xylene	ND		1.00		ug/L			09/28/16 07:32	1
Xylenes, Total	ND		3.00		ug/L			09/28/16 07:32	1

Surrogate	%Recovery	Qualifier	Limits	Prepared	Analyzed	Dil Fac
4-Bromofluorobenzene (Surr)	97		70 - 130		09/28/16 07:32	1
Dibromofluoromethane (Surr)	99		70 - 130		09/28/16 07:32	1
1,2-Dichloroethane-d4 (Surr)	95		70 - 130		09/28/16 07:32	1
Toluene-d8 (Surr)	100		70 - 130		09/28/16 07:32	1

Method: 8015C - Nonhalogenated Organics using GC/FID -Modified (Gasoline Range Organics)

Analyte	Result	Qualifier	RL	MDL	Unit	D	Prepared	Analyzed	Dil Fac
Gasoline Range Organics [C6 - C10]	189		100		ug/L			09/27/16 22:44	1

Surrogate	%Recovery	Qualifier	Limits	Prepared	Analyzed	Dil Fac
a,a,a-Trifluorotoluene	89		50 - 150		09/27/16 22:44	1

Method: RSK-175 - Dissolved Gases (GC)

Analyte	Result	Qualifier	RL	MDL	Unit	D	Prepared	Analyzed	Dil Fac
Methane	ND		4.00		ug/L			09/29/16 14:20	1

Method: 6010B - Metals (ICP)

Analyte	Result	Qualifier	RL	MDL	Unit	D	Prepared	Analyzed	Dil Fac
Iron	1.61		0.100		mg/L		09/23/16 16:47	09/30/16 00:22	1
Sulfur	1.66		0.250		mg/L		09/23/16 16:47	09/30/16 00:22	1

General Chemistry

Analyte	Result	Qualifier	RL	MDL	Unit	D	Prepared	Analyzed	Dil Fac
Kjeldahl Nitrogen as N	0.313		0.250		mg/L		09/24/16 15:54	09/26/16 10:29	1
Nitrate Nitrite as N	8.37		0.100		mg/L			09/27/16 16:18	1

Client Sample Results

Client: AECOM
Project/Site: 22281.Fallston.EL (MD)

TestAmerica Job ID: 490-112404-1
SDG: 2400 Pleasantville Road, Fallston, MD

Client Sample ID: MW10
Date Collected: 09/21/16 16:35
Date Received: 09/23/16 09:25

Lab Sample ID: 490-112404-8
Matrix: Water

Method: 8260B - Volatile Organic Compounds (GC/MS)

Analyte	Result	Qualifier	RL	MDL	Unit	D	Prepared	Analyzed	Dil Fac
Acetone	ND		25.0		ug/L			09/28/16 08:02	1
Benzene	ND		1.00		ug/L			09/28/16 08:02	1
Bromochloromethane	ND		1.00		ug/L			09/28/16 08:02	1
Bromodichloromethane	ND		1.00		ug/L			09/28/16 08:02	1
Bromoform	ND		1.00		ug/L			09/28/16 08:02	1
Bromomethane	ND		1.00		ug/L			09/28/16 08:02	1
2-Butanone (MEK)	ND		50.0		ug/L			09/28/16 08:02	1
Carbon disulfide	ND		1.00		ug/L			09/28/16 08:02	1
Carbon tetrachloride	ND		1.00		ug/L			09/28/16 08:02	1
Chlorobenzene	ND		1.00		ug/L			09/28/16 08:02	1
Chlorodibromomethane	ND		1.00		ug/L			09/28/16 08:02	1
Chloroethane	ND		1.00		ug/L			09/28/16 08:02	1
Chloroform	4.12		1.00		ug/L			09/28/16 08:02	1
Chloromethane	ND		1.00		ug/L			09/28/16 08:02	1
cis-1,2-Dichloroethene	ND		1.00		ug/L			09/28/16 08:02	1
cis-1,3-Dichloropropene	ND		1.00		ug/L			09/28/16 08:02	1
Cyclohexane	ND		5.00		ug/L			09/28/16 08:02	1
1,2-Dibromo-3-Chloropropane	ND		10.0		ug/L			09/28/16 08:02	1
1,2-Dibromoethane (EDB)	ND		1.00		ug/L			09/28/16 08:02	1
1,2-Dichlorobenzene	ND		1.00		ug/L			09/28/16 08:02	1
1,3-Dichlorobenzene	ND		1.00		ug/L			09/28/16 08:02	1
1,4-Dichlorobenzene	ND		1.00		ug/L			09/28/16 08:02	1
Dichlorodifluoromethane	ND		1.00		ug/L			09/28/16 08:02	1
1,1-Dichloroethane	ND		1.00		ug/L			09/28/16 08:02	1
1,2-Dichloroethane	ND		1.00		ug/L			09/28/16 08:02	1
1,1-Dichloroethene	ND		1.00		ug/L			09/28/16 08:02	1
1,2-Dichloropropane	ND		1.00		ug/L			09/28/16 08:02	1
Diisopropyl ether	ND		2.00		ug/L			09/28/16 08:02	1
Ethylbenzene	ND		1.00		ug/L			09/28/16 08:02	1
Ethyl tert-butyl ether	ND		1.00		ug/L			09/28/16 08:02	1
Freon 113	ND		1.00		ug/L			09/28/16 08:02	1
2-Hexanone	ND		10.0		ug/L			09/28/16 08:02	1
Isopropylbenzene	ND		1.00		ug/L			09/28/16 08:02	1
Methyl acetate	ND		10.0		ug/L			09/28/16 08:02	1
Methylcyclohexane	ND		5.00		ug/L			09/28/16 08:02	1
Methylene Chloride	ND		5.00		ug/L			09/28/16 08:02	1
4-Methyl-2-pentanone (MIBK)	ND		10.0		ug/L			09/28/16 08:02	1
Methyl tert-butyl ether	97.7		1.00		ug/L			09/28/16 08:02	1
Naphthalene	ND		5.00		ug/L			09/28/16 08:02	1
Styrene	ND		1.00		ug/L			09/28/16 08:02	1
Tert-amyl methyl ether	3.26		1.00		ug/L			09/28/16 08:02	1
tert-Butyl alcohol (TBA)	13.5		10.0		ug/L			09/28/16 08:02	1
1,1,2,2-Tetrachloroethane	ND		1.00		ug/L			09/28/16 08:02	1
Tetrachloroethene	ND		1.00		ug/L			09/28/16 08:02	1
Toluene	ND		1.00		ug/L			09/28/16 08:02	1
trans-1,2-Dichloroethene	ND		1.00		ug/L			09/28/16 08:02	1
trans-1,3-Dichloropropene	ND		1.00		ug/L			09/28/16 08:02	1
1,2,3-Trichlorobenzene	ND		1.00		ug/L			09/28/16 08:02	1
1,2,4-Trichlorobenzene	ND		1.00		ug/L			09/28/16 08:02	1

Client Sample Results

Client: AECOM
Project/Site: 22281.Fallston.EL (MD)

TestAmerica Job ID: 490-112404-1
SDG: 2400 Pleasantville Road, Fallston, MD

Client Sample ID: MW10

Lab Sample ID: 490-112404-8

Date Collected: 09/21/16 16:35

Matrix: Water

Date Received: 09/23/16 09:25

Method: 8260B - Volatile Organic Compounds (GC/MS) (Continued)

Analyte	Result	Qualifier	RL	MDL	Unit	D	Prepared	Analyzed	Dil Fac
1,1,1-Trichloroethane	ND		1.00		ug/L			09/28/16 08:02	1
1,1,2-Trichloroethane	ND		1.00		ug/L			09/28/16 08:02	1
Trichloroethene	ND		1.00		ug/L			09/28/16 08:02	1
Trichlorofluoromethane	ND		1.00		ug/L			09/28/16 08:02	1
Vinyl chloride	ND		1.00		ug/L			09/28/16 08:02	1
m,p-Xylene	ND		2.00		ug/L			09/28/16 08:02	1
o-Xylene	ND		1.00		ug/L			09/28/16 08:02	1
Xylenes, Total	ND		3.00		ug/L			09/28/16 08:02	1

Surrogate	%Recovery	Qualifier	Limits	Prepared	Analyzed	Dil Fac
4-Bromofluorobenzene (Surr)	97		70 - 130		09/28/16 08:02	1
Dibromofluoromethane (Surr)	99		70 - 130		09/28/16 08:02	1
1,2-Dichloroethane-d4 (Surr)	95		70 - 130		09/28/16 08:02	1
Toluene-d8 (Surr)	98		70 - 130		09/28/16 08:02	1

Method: 8015C - Nonhalogenated Organics using GC/FID -Modified (Gasoline Range Organics)

Analyte	Result	Qualifier	RL	MDL	Unit	D	Prepared	Analyzed	Dil Fac
Gasoline Range Organics [C6 - C10]	106		100		ug/L			09/27/16 23:15	1

Surrogate	%Recovery	Qualifier	Limits	Prepared	Analyzed	Dil Fac
a,a,a-Trifluorotoluene	90		50 - 150		09/27/16 23:15	1

Method: RSK-175 - Dissolved Gases (GC)

Analyte	Result	Qualifier	RL	MDL	Unit	D	Prepared	Analyzed	Dil Fac
Methane	ND		4.00		ug/L			09/29/16 14:37	1

Method: 6010B - Metals (ICP)

Analyte	Result	Qualifier	RL	MDL	Unit	D	Prepared	Analyzed	Dil Fac
Iron	0.427		0.100		mg/L		09/23/16 16:47	09/30/16 00:27	1
Sulfur	0.978		0.250		mg/L		09/23/16 16:47	09/30/16 00:27	1

General Chemistry

Analyte	Result	Qualifier	RL	MDL	Unit	D	Prepared	Analyzed	Dil Fac
Kjeldahl Nitrogen as N	0.286		0.250		mg/L		09/24/16 15:54	09/26/16 10:30	1
Nitrate Nitrite as N	8.31		0.100		mg/L			09/27/16 16:20	1

Client Sample Results

Client: AECOM
Project/Site: 22281.Fallston.EL (MD)

TestAmerica Job ID: 490-112404-1
SDG: 2400 Pleasantville Road, Fallston, MD

Client Sample ID: MW11
Date Collected: 09/21/16 16:20
Date Received: 09/23/16 09:25

Lab Sample ID: 490-112404-9
Matrix: Water

Method: 8260B - Volatile Organic Compounds (GC/MS)

Analyte	Result	Qualifier	RL	MDL	Unit	D	Prepared	Analyzed	Dil Fac
Acetone	ND		25.0		ug/L			09/28/16 08:32	1
Benzene	ND		1.00		ug/L			09/28/16 08:32	1
Bromochloromethane	ND		1.00		ug/L			09/28/16 08:32	1
Bromodichloromethane	ND		1.00		ug/L			09/28/16 08:32	1
Bromoform	ND		1.00		ug/L			09/28/16 08:32	1
Bromomethane	ND		1.00		ug/L			09/28/16 08:32	1
2-Butanone (MEK)	ND		50.0		ug/L			09/28/16 08:32	1
Carbon disulfide	ND		1.00		ug/L			09/28/16 08:32	1
Carbon tetrachloride	ND		1.00		ug/L			09/28/16 08:32	1
Chlorobenzene	ND		1.00		ug/L			09/28/16 08:32	1
Chlorodibromomethane	ND		1.00		ug/L			09/28/16 08:32	1
Chloroethane	ND		1.00		ug/L			09/28/16 08:32	1
Chloroform	6.66		1.00		ug/L			09/28/16 08:32	1
Chloromethane	ND		1.00		ug/L			09/28/16 08:32	1
cis-1,2-Dichloroethene	ND		1.00		ug/L			09/28/16 08:32	1
cis-1,3-Dichloropropene	ND		1.00		ug/L			09/28/16 08:32	1
Cyclohexane	ND		5.00		ug/L			09/28/16 08:32	1
1,2-Dibromo-3-Chloropropane	ND		10.0		ug/L			09/28/16 08:32	1
1,2-Dibromoethane (EDB)	ND		1.00		ug/L			09/28/16 08:32	1
1,2-Dichlorobenzene	ND		1.00		ug/L			09/28/16 08:32	1
1,3-Dichlorobenzene	ND		1.00		ug/L			09/28/16 08:32	1
1,4-Dichlorobenzene	ND		1.00		ug/L			09/28/16 08:32	1
Dichlorodifluoromethane	ND		1.00		ug/L			09/28/16 08:32	1
1,1-Dichloroethane	ND		1.00		ug/L			09/28/16 08:32	1
1,2-Dichloroethane	ND		1.00		ug/L			09/28/16 08:32	1
1,1-Dichloroethene	ND		1.00		ug/L			09/28/16 08:32	1
1,2-Dichloropropane	ND		1.00		ug/L			09/28/16 08:32	1
Diisopropyl ether	ND		2.00		ug/L			09/28/16 08:32	1
Ethylbenzene	ND		1.00		ug/L			09/28/16 08:32	1
Ethyl tert-butyl ether	ND		1.00		ug/L			09/28/16 08:32	1
Freon 113	ND		1.00		ug/L			09/28/16 08:32	1
2-Hexanone	ND		10.0		ug/L			09/28/16 08:32	1
Isopropylbenzene	ND		1.00		ug/L			09/28/16 08:32	1
Methyl acetate	ND		10.0		ug/L			09/28/16 08:32	1
Methylcyclohexane	ND		5.00		ug/L			09/28/16 08:32	1
Methylene Chloride	ND		5.00		ug/L			09/28/16 08:32	1
4-Methyl-2-pentanone (MIBK)	ND		10.0		ug/L			09/28/16 08:32	1
Methyl tert-butyl ether	1.99		1.00		ug/L			09/28/16 08:32	1
Naphthalene	ND		5.00		ug/L			09/28/16 08:32	1
Styrene	ND		1.00		ug/L			09/28/16 08:32	1
Tert-amyl methyl ether	ND		1.00		ug/L			09/28/16 08:32	1
tert-Butyl alcohol (TBA)	ND		10.0		ug/L			09/28/16 08:32	1
1,1,2,2-Tetrachloroethane	ND		1.00		ug/L			09/28/16 08:32	1
Tetrachloroethene	ND		1.00		ug/L			09/28/16 08:32	1
Toluene	ND		1.00		ug/L			09/28/16 08:32	1
trans-1,2-Dichloroethene	ND		1.00		ug/L			09/28/16 08:32	1
trans-1,3-Dichloropropene	ND		1.00		ug/L			09/28/16 08:32	1
1,2,3-Trichlorobenzene	ND		1.00		ug/L			09/28/16 08:32	1
1,2,4-Trichlorobenzene	ND		1.00		ug/L			09/28/16 08:32	1

Client Sample Results

Client: AECOM
Project/Site: 22281.Fallston.EL (MD)

TestAmerica Job ID: 490-112404-1
SDG: 2400 Pleasantville Road, Fallston, MD

Client Sample ID: MW11
Date Collected: 09/21/16 16:20
Date Received: 09/23/16 09:25

Lab Sample ID: 490-112404-9
Matrix: Water

Method: 8260B - Volatile Organic Compounds (GC/MS) (Continued)

Analyte	Result	Qualifier	RL	MDL	Unit	D	Prepared	Analyzed	Dil Fac
1,1,1-Trichloroethane	ND		1.00		ug/L			09/28/16 08:32	1
1,1,2-Trichloroethane	ND		1.00		ug/L			09/28/16 08:32	1
Trichloroethene	ND		1.00		ug/L			09/28/16 08:32	1
Trichlorofluoromethane	ND		1.00		ug/L			09/28/16 08:32	1
Vinyl chloride	ND		1.00		ug/L			09/28/16 08:32	1
m,p-Xylene	ND		2.00		ug/L			09/28/16 08:32	1
o-Xylene	ND		1.00		ug/L			09/28/16 08:32	1
Xylenes, Total	ND		3.00		ug/L			09/28/16 08:32	1

Surrogate	%Recovery	Qualifier	Limits	Prepared	Analyzed	Dil Fac
4-Bromofluorobenzene (Surr)	97		70 - 130		09/28/16 08:32	1
Dibromofluoromethane (Surr)	98		70 - 130		09/28/16 08:32	1
1,2-Dichloroethane-d4 (Surr)	95		70 - 130		09/28/16 08:32	1
Toluene-d8 (Surr)	100		70 - 130		09/28/16 08:32	1

Method: 8015C - Nonhalogenated Organics using GC/FID -Modified (Gasoline Range Organics)

Analyte	Result	Qualifier	RL	MDL	Unit	D	Prepared	Analyzed	Dil Fac
Gasoline Range Organics [C6 - C10]	ND		100		ug/L			09/27/16 23:46	1

Surrogate	%Recovery	Qualifier	Limits	Prepared	Analyzed	Dil Fac
a,a,a-Trifluorotoluene	90		50 - 150		09/27/16 23:46	1

Method: RSK-175 - Dissolved Gases (GC)

Analyte	Result	Qualifier	RL	MDL	Unit	D	Prepared	Analyzed	Dil Fac
Methane	ND		4.00		ug/L			09/29/16 14:55	1

Method: 6010B - Metals (ICP)

Analyte	Result	Qualifier	RL	MDL	Unit	D	Prepared	Analyzed	Dil Fac
Iron	136		0.500		mg/L		09/23/16 16:47	09/30/16 12:58	5
Sulfur	ND		1.25		mg/L		09/23/16 16:47	09/30/16 12:58	5

General Chemistry

Analyte	Result	Qualifier	RL	MDL	Unit	D	Prepared	Analyzed	Dil Fac
Kjeldahl Nitrogen as N	1.68		0.250		mg/L		09/24/16 16:16	09/26/16 10:30	1
Nitrate Nitrite as N	8.05		0.100		mg/L			09/27/16 16:21	1

Client Sample Results

Client: AECOM
 Project/Site: 22281.Fallston.EL (MD)

TestAmerica Job ID: 490-112404-1
 SDG: 2400 Pleasantville Road, Fallston, MD

Client Sample ID: MW12
Date Collected: 09/21/16 14:55
Date Received: 09/23/16 09:25

Lab Sample ID: 490-112404-10
Matrix: Water

Method: 8260B - Volatile Organic Compounds (GC/MS)

Analyte	Result	Qualifier	RL	MDL	Unit	D	Prepared	Analyzed	Dil Fac
Acetone	ND		25.0		ug/L			09/28/16 03:34	1
Benzene	ND		1.00		ug/L			09/28/16 03:34	1
Bromochloromethane	ND		1.00		ug/L			09/28/16 03:34	1
Bromodichloromethane	ND		1.00		ug/L			09/28/16 03:34	1
Bromoform	ND		1.00		ug/L			09/28/16 03:34	1
Bromomethane	ND		1.00		ug/L			09/28/16 03:34	1
2-Butanone (MEK)	ND		50.0		ug/L			09/28/16 03:34	1
Carbon disulfide	ND		1.00		ug/L			09/28/16 03:34	1
Carbon tetrachloride	ND		1.00		ug/L			09/28/16 03:34	1
Chlorobenzene	ND		1.00		ug/L			09/28/16 03:34	1
Chlorodibromomethane	ND		1.00		ug/L			09/28/16 03:34	1
Chloroethane	ND		1.00		ug/L			09/28/16 03:34	1
Chloroform	ND		1.00		ug/L			09/28/16 03:34	1
Chloromethane	ND		1.00		ug/L			09/28/16 03:34	1
cis-1,2-Dichloroethene	ND		1.00		ug/L			09/28/16 03:34	1
cis-1,3-Dichloropropene	ND		1.00		ug/L			09/28/16 03:34	1
Cyclohexane	ND		5.00		ug/L			09/28/16 03:34	1
1,2-Dibromo-3-Chloropropane	ND		10.0		ug/L			09/28/16 03:34	1
1,2-Dibromoethane (EDB)	ND		1.00		ug/L			09/28/16 03:34	1
1,2-Dichlorobenzene	ND		1.00		ug/L			09/28/16 03:34	1
1,3-Dichlorobenzene	ND		1.00		ug/L			09/28/16 03:34	1
1,4-Dichlorobenzene	ND		1.00		ug/L			09/28/16 03:34	1
Dichlorodifluoromethane	ND		1.00		ug/L			09/28/16 03:34	1
1,1-Dichloroethane	ND		1.00		ug/L			09/28/16 03:34	1
1,2-Dichloroethane	ND		1.00		ug/L			09/28/16 03:34	1
1,1-Dichloroethene	ND		1.00		ug/L			09/28/16 03:34	1
1,2-Dichloropropane	ND		1.00		ug/L			09/28/16 03:34	1
Diisopropyl ether	ND		2.00		ug/L			09/28/16 03:34	1
Ethylbenzene	ND		1.00		ug/L			09/28/16 03:34	1
Ethyl tert-butyl ether	ND		1.00		ug/L			09/28/16 03:34	1
Freon 113	ND		1.00		ug/L			09/28/16 03:34	1
2-Hexanone	ND		10.0		ug/L			09/28/16 03:34	1
Isopropylbenzene	ND		1.00		ug/L			09/28/16 03:34	1
Methyl acetate	ND		10.0		ug/L			09/28/16 03:34	1
Methylcyclohexane	ND		5.00		ug/L			09/28/16 03:34	1
Methylene Chloride	ND		5.00		ug/L			09/28/16 03:34	1
4-Methyl-2-pentanone (MIBK)	ND		10.0		ug/L			09/28/16 03:34	1
Methyl tert-butyl ether	1.26		1.00		ug/L			09/28/16 03:34	1
Naphthalene	ND		5.00		ug/L			09/28/16 03:34	1
Styrene	ND		1.00		ug/L			09/28/16 03:34	1
Tert-amyl methyl ether	ND		1.00		ug/L			09/28/16 03:34	1
tert-Butyl alcohol (TBA)	ND		10.0		ug/L			09/28/16 03:34	1
1,1,2,2-Tetrachloroethane	ND		1.00		ug/L			09/28/16 03:34	1
Tetrachloroethene	ND		1.00		ug/L			09/28/16 03:34	1
Toluene	ND		1.00		ug/L			09/28/16 03:34	1
trans-1,2-Dichloroethene	ND		1.00		ug/L			09/28/16 03:34	1
trans-1,3-Dichloropropene	ND		1.00		ug/L			09/28/16 03:34	1
1,2,3-Trichlorobenzene	ND		1.00		ug/L			09/28/16 03:34	1
1,2,4-Trichlorobenzene	ND		1.00		ug/L			09/28/16 03:34	1

Client Sample Results

Client: AECOM
Project/Site: 22281.Fallston.EL (MD)

TestAmerica Job ID: 490-112404-1
SDG: 2400 Pleasantville Road, Fallston, MD

Client Sample ID: MW12
Date Collected: 09/21/16 14:55
Date Received: 09/23/16 09:25

Lab Sample ID: 490-112404-10
Matrix: Water

Method: 8260B - Volatile Organic Compounds (GC/MS) (Continued)

Analyte	Result	Qualifier	RL	MDL	Unit	D	Prepared	Analyzed	Dil Fac
1,1,1-Trichloroethane	ND		1.00		ug/L			09/28/16 03:34	1
1,1,2-Trichloroethane	ND		1.00		ug/L			09/28/16 03:34	1
Trichloroethene	ND		1.00		ug/L			09/28/16 03:34	1
Trichlorofluoromethane	ND		1.00		ug/L			09/28/16 03:34	1
Vinyl chloride	ND		1.00		ug/L			09/28/16 03:34	1
m,p-Xylene	ND		2.00		ug/L			09/28/16 03:34	1
o-Xylene	ND		1.00		ug/L			09/28/16 03:34	1
Xylenes, Total	ND		3.00		ug/L			09/28/16 03:34	1

Surrogate	%Recovery	Qualifier	Limits	Prepared	Analyzed	Dil Fac
4-Bromofluorobenzene (Surr)	98		70 - 130		09/28/16 03:34	1
Dibromofluoromethane (Surr)	98		70 - 130		09/28/16 03:34	1
1,2-Dichloroethane-d4 (Surr)	87		70 - 130		09/28/16 03:34	1
Toluene-d8 (Surr)	102		70 - 130		09/28/16 03:34	1

Method: 8015C - Nonhalogenated Organics using GC/FID -Modified (Gasoline Range Organics)

Analyte	Result	Qualifier	RL	MDL	Unit	D	Prepared	Analyzed	Dil Fac
Gasoline Range Organics [C6 - C10]	ND		100		ug/L			09/28/16 00:17	1

Surrogate	%Recovery	Qualifier	Limits	Prepared	Analyzed	Dil Fac
a,a,a-Trifluorotoluene	89		50 - 150		09/28/16 00:17	1

Method: RSK-175 - Dissolved Gases (GC)

Analyte	Result	Qualifier	RL	MDL	Unit	D	Prepared	Analyzed	Dil Fac
Methane	ND		4.00		ug/L			09/29/16 15:12	1

Method: 6010B - Metals (ICP)

Analyte	Result	Qualifier	RL	MDL	Unit	D	Prepared	Analyzed	Dil Fac
Iron	14.9		0.100		mg/L		09/23/16 16:47	09/30/16 00:38	1
Sulfur	1.26		0.250		mg/L		09/23/16 16:47	09/30/16 00:38	1

General Chemistry

Analyte	Result	Qualifier	RL	MDL	Unit	D	Prepared	Analyzed	Dil Fac
Kjeldahl Nitrogen as N	ND	F1	0.250		mg/L		09/24/16 15:54	09/26/16 10:13	1
Nitrate Nitrite as N	8.07		0.100		mg/L			09/27/16 16:22	1

Client Sample Results

Client: AECOM
Project/Site: 22281.Fallston.EL (MD)

TestAmerica Job ID: 490-112404-1
SDG: 2400 Pleasantville Road, Fallston, MD

Client Sample ID: MW13
Date Collected: 09/21/16 15:20
Date Received: 09/23/16 09:25

Lab Sample ID: 490-112404-11
Matrix: Water

Method: 8260B - Volatile Organic Compounds (GC/MS)

Analyte	Result	Qualifier	RL	MDL	Unit	D	Prepared	Analyzed	Dil Fac
Acetone	ND		25.0		ug/L			09/28/16 09:02	1
Benzene	ND		1.00		ug/L			09/28/16 09:02	1
Bromochloromethane	ND		1.00		ug/L			09/28/16 09:02	1
Bromodichloromethane	ND		1.00		ug/L			09/28/16 09:02	1
Bromoform	ND		1.00		ug/L			09/28/16 09:02	1
Bromomethane	ND		1.00		ug/L			09/28/16 09:02	1
2-Butanone (MEK)	ND		50.0		ug/L			09/28/16 09:02	1
Carbon disulfide	ND		1.00		ug/L			09/28/16 09:02	1
Carbon tetrachloride	ND		1.00		ug/L			09/28/16 09:02	1
Chlorobenzene	ND		1.00		ug/L			09/28/16 09:02	1
Chlorodibromomethane	ND		1.00		ug/L			09/28/16 09:02	1
Chloroethane	ND		1.00		ug/L			09/28/16 09:02	1
Chloroform	ND		1.00		ug/L			09/28/16 09:02	1
Chloromethane	ND		1.00		ug/L			09/28/16 09:02	1
cis-1,2-Dichloroethene	ND		1.00		ug/L			09/28/16 09:02	1
cis-1,3-Dichloropropene	ND		1.00		ug/L			09/28/16 09:02	1
Cyclohexane	ND		5.00		ug/L			09/28/16 09:02	1
1,2-Dibromo-3-Chloropropane	ND		10.0		ug/L			09/28/16 09:02	1
1,2-Dibromoethane (EDB)	ND		1.00		ug/L			09/28/16 09:02	1
1,2-Dichlorobenzene	ND		1.00		ug/L			09/28/16 09:02	1
1,3-Dichlorobenzene	ND		1.00		ug/L			09/28/16 09:02	1
1,4-Dichlorobenzene	ND		1.00		ug/L			09/28/16 09:02	1
Dichlorodifluoromethane	ND		1.00		ug/L			09/28/16 09:02	1
1,1-Dichloroethane	ND		1.00		ug/L			09/28/16 09:02	1
1,2-Dichloroethane	ND		1.00		ug/L			09/28/16 09:02	1
1,1-Dichloroethene	ND		1.00		ug/L			09/28/16 09:02	1
1,2-Dichloropropane	ND		1.00		ug/L			09/28/16 09:02	1
Diisopropyl ether	ND		2.00		ug/L			09/28/16 09:02	1
Ethylbenzene	ND		1.00		ug/L			09/28/16 09:02	1
Ethyl tert-butyl ether	ND		1.00		ug/L			09/28/16 09:02	1
Freon 113	ND		1.00		ug/L			09/28/16 09:02	1
2-Hexanone	ND		10.0		ug/L			09/28/16 09:02	1
Isopropylbenzene	ND		1.00		ug/L			09/28/16 09:02	1
Methyl acetate	ND		10.0		ug/L			09/28/16 09:02	1
Methylcyclohexane	ND		5.00		ug/L			09/28/16 09:02	1
Methylene Chloride	ND		5.00		ug/L			09/28/16 09:02	1
4-Methyl-2-pentanone (MIBK)	ND		10.0		ug/L			09/28/16 09:02	1
Methyl tert-butyl ether	129		1.00		ug/L			09/28/16 09:02	1
Naphthalene	ND		5.00		ug/L			09/28/16 09:02	1
Styrene	ND		1.00		ug/L			09/28/16 09:02	1
Tert-amyl methyl ether	5.32		1.00		ug/L			09/28/16 09:02	1
tert-Butyl alcohol (TBA)	22.6		10.0		ug/L			09/28/16 09:02	1
1,1,2,2-Tetrachloroethane	ND		1.00		ug/L			09/28/16 09:02	1
Tetrachloroethene	ND		1.00		ug/L			09/28/16 09:02	1
Toluene	ND		1.00		ug/L			09/28/16 09:02	1
trans-1,2-Dichloroethene	ND		1.00		ug/L			09/28/16 09:02	1
trans-1,3-Dichloropropene	ND		1.00		ug/L			09/28/16 09:02	1
1,2,3-Trichlorobenzene	ND		1.00		ug/L			09/28/16 09:02	1
1,2,4-Trichlorobenzene	ND		1.00		ug/L			09/28/16 09:02	1

Client Sample Results

Client: AECOM
Project/Site: 22281.Fallston.EL (MD)

TestAmerica Job ID: 490-112404-1
SDG: 2400 Pleasantville Road, Fallston, MD

Client Sample ID: MW13
Date Collected: 09/21/16 15:20
Date Received: 09/23/16 09:25

Lab Sample ID: 490-112404-11
Matrix: Water

Method: 8260B - Volatile Organic Compounds (GC/MS) (Continued)

Analyte	Result	Qualifier	RL	MDL	Unit	D	Prepared	Analyzed	Dil Fac
1,1,1-Trichloroethane	ND		1.00		ug/L			09/28/16 09:02	1
1,1,2-Trichloroethane	ND		1.00		ug/L			09/28/16 09:02	1
Trichloroethene	ND		1.00		ug/L			09/28/16 09:02	1
Trichlorofluoromethane	ND		1.00		ug/L			09/28/16 09:02	1
Vinyl chloride	ND		1.00		ug/L			09/28/16 09:02	1
m,p-Xylene	ND		2.00		ug/L			09/28/16 09:02	1
o-Xylene	ND		1.00		ug/L			09/28/16 09:02	1
Xylenes, Total	ND		3.00		ug/L			09/28/16 09:02	1

Surrogate	%Recovery	Qualifier	Limits	Prepared	Analyzed	Dil Fac
4-Bromofluorobenzene (Surr)	95		70 - 130		09/28/16 09:02	1
Dibromofluoromethane (Surr)	97		70 - 130		09/28/16 09:02	1
1,2-Dichloroethane-d4 (Surr)	93		70 - 130		09/28/16 09:02	1
Toluene-d8 (Surr)	99		70 - 130		09/28/16 09:02	1

Method: 8015C - Nonhalogenated Organics using GC/FID -Modified (Gasoline Range Organics)

Analyte	Result	Qualifier	RL	MDL	Unit	D	Prepared	Analyzed	Dil Fac
Gasoline Range Organics [C6 - C10]	135		100		ug/L			09/28/16 00:48	1

Surrogate	%Recovery	Qualifier	Limits	Prepared	Analyzed	Dil Fac
a,a,a-Trifluorotoluene	89		50 - 150		09/28/16 00:48	1

Method: RSK-175 - Dissolved Gases (GC)

Analyte	Result	Qualifier	RL	MDL	Unit	D	Prepared	Analyzed	Dil Fac
Methane	ND		4.00		ug/L			09/29/16 15:30	1

Method: 6010B - Metals (ICP)

Analyte	Result	Qualifier	RL	MDL	Unit	D	Prepared	Analyzed	Dil Fac
Iron	17.5		0.100		mg/L		09/23/16 16:47	09/30/16 00:43	1
Sulfur	2.45		0.250		mg/L		09/23/16 16:47	09/30/16 00:43	1

General Chemistry

Analyte	Result	Qualifier	RL	MDL	Unit	D	Prepared	Analyzed	Dil Fac
Kjeldahl Nitrogen as N	0.866		0.250		mg/L		09/24/16 15:54	09/26/16 10:16	1
Nitrate Nitrite as N	10.3	F1	0.100		mg/L			09/27/16 16:26	1

Client Sample Results

Client: AECOM
Project/Site: 22281.Fallston.EL (MD)

TestAmerica Job ID: 490-112404-1
SDG: 2400 Pleasantville Road, Fallston, MD

Client Sample ID: HW3
Date Collected: 09/21/16 16:45
Date Received: 09/23/16 09:25

Lab Sample ID: 490-112404-12
Matrix: Water

Method: 8260B - Volatile Organic Compounds (GC/MS)

Analyte	Result	Qualifier	RL	MDL	Unit	D	Prepared	Analyzed	Dil Fac
Acetone	ND		25.0		ug/L			09/28/16 09:32	1
Benzene	ND		1.00		ug/L			09/28/16 09:32	1
Bromochloromethane	ND		1.00		ug/L			09/28/16 09:32	1
Bromodichloromethane	ND		1.00		ug/L			09/28/16 09:32	1
Bromoform	ND		1.00		ug/L			09/28/16 09:32	1
Bromomethane	ND		1.00		ug/L			09/28/16 09:32	1
2-Butanone (MEK)	ND		50.0		ug/L			09/28/16 09:32	1
Carbon disulfide	ND		1.00		ug/L			09/28/16 09:32	1
Carbon tetrachloride	ND		1.00		ug/L			09/28/16 09:32	1
Chlorobenzene	ND		1.00		ug/L			09/28/16 09:32	1
Chlorodibromomethane	ND		1.00		ug/L			09/28/16 09:32	1
Chloroethane	ND		1.00		ug/L			09/28/16 09:32	1
Chloroform	6.04		1.00		ug/L			09/28/16 09:32	1
Chloromethane	ND		1.00		ug/L			09/28/16 09:32	1
cis-1,2-Dichloroethene	ND		1.00		ug/L			09/28/16 09:32	1
cis-1,3-Dichloropropene	ND		1.00		ug/L			09/28/16 09:32	1
Cyclohexane	ND		5.00		ug/L			09/28/16 09:32	1
1,2-Dibromo-3-Chloropropane	ND		10.0		ug/L			09/28/16 09:32	1
1,2-Dibromoethane (EDB)	ND		1.00		ug/L			09/28/16 09:32	1
1,2-Dichlorobenzene	ND		1.00		ug/L			09/28/16 09:32	1
1,3-Dichlorobenzene	ND		1.00		ug/L			09/28/16 09:32	1
1,4-Dichlorobenzene	ND		1.00		ug/L			09/28/16 09:32	1
Dichlorodifluoromethane	ND		1.00		ug/L			09/28/16 09:32	1
1,1-Dichloroethane	ND		1.00		ug/L			09/28/16 09:32	1
1,2-Dichloroethane	ND		1.00		ug/L			09/28/16 09:32	1
1,1-Dichloroethene	ND		1.00		ug/L			09/28/16 09:32	1
1,2-Dichloropropane	ND		1.00		ug/L			09/28/16 09:32	1
Diisopropyl ether	ND		2.00		ug/L			09/28/16 09:32	1
Ethylbenzene	ND		1.00		ug/L			09/28/16 09:32	1
Ethyl tert-butyl ether	ND		1.00		ug/L			09/28/16 09:32	1
Freon 113	ND		1.00		ug/L			09/28/16 09:32	1
2-Hexanone	ND		10.0		ug/L			09/28/16 09:32	1
Isopropylbenzene	ND		1.00		ug/L			09/28/16 09:32	1
Methyl acetate	ND		10.0		ug/L			09/28/16 09:32	1
Methylcyclohexane	ND		5.00		ug/L			09/28/16 09:32	1
Methylene Chloride	ND		5.00		ug/L			09/28/16 09:32	1
4-Methyl-2-pentanone (MIBK)	ND		10.0		ug/L			09/28/16 09:32	1
Methyl tert-butyl ether	148		1.00		ug/L			09/28/16 09:32	1
Naphthalene	ND		5.00		ug/L			09/28/16 09:32	1
Styrene	ND		1.00		ug/L			09/28/16 09:32	1
Tert-amyl methyl ether	5.34		1.00		ug/L			09/28/16 09:32	1
tert-Butyl alcohol (TBA)	57.5		10.0		ug/L			09/28/16 09:32	1
1,1,2,2-Tetrachloroethane	ND		1.00		ug/L			09/28/16 09:32	1
Tetrachloroethene	ND		1.00		ug/L			09/28/16 09:32	1
Toluene	ND		1.00		ug/L			09/28/16 09:32	1
trans-1,2-Dichloroethene	ND		1.00		ug/L			09/28/16 09:32	1
trans-1,3-Dichloropropene	ND		1.00		ug/L			09/28/16 09:32	1
1,2,3-Trichlorobenzene	ND		1.00		ug/L			09/28/16 09:32	1
1,2,4-Trichlorobenzene	ND		1.00		ug/L			09/28/16 09:32	1

Client Sample Results

Client: AECOM
Project/Site: 22281.Fallston.EL (MD)

TestAmerica Job ID: 490-112404-1
SDG: 2400 Pleasantville Road, Fallston, MD

Client Sample ID: HW3

Lab Sample ID: 490-112404-12

Date Collected: 09/21/16 16:45

Matrix: Water

Date Received: 09/23/16 09:25

Method: 8260B - Volatile Organic Compounds (GC/MS) (Continued)

Analyte	Result	Qualifier	RL	MDL	Unit	D	Prepared	Analyzed	Dil Fac
1,1,1-Trichloroethane	ND		1.00		ug/L			09/28/16 09:32	1
1,1,2-Trichloroethane	ND		1.00		ug/L			09/28/16 09:32	1
Trichloroethene	ND		1.00		ug/L			09/28/16 09:32	1
Trichlorofluoromethane	ND		1.00		ug/L			09/28/16 09:32	1
Vinyl chloride	ND		1.00		ug/L			09/28/16 09:32	1
m,p-Xylene	ND		2.00		ug/L			09/28/16 09:32	1
o-Xylene	ND		1.00		ug/L			09/28/16 09:32	1
Xylenes, Total	ND		3.00		ug/L			09/28/16 09:32	1

Surrogate	%Recovery	Qualifier	Limits	Prepared	Analyzed	Dil Fac
4-Bromofluorobenzene (Surr)	97		70 - 130		09/28/16 09:32	1
Dibromofluoromethane (Surr)	99		70 - 130		09/28/16 09:32	1
1,2-Dichloroethane-d4 (Surr)	97		70 - 130		09/28/16 09:32	1
Toluene-d8 (Surr)	99		70 - 130		09/28/16 09:32	1

Method: 8015C - Nonhalogenated Organics using GC/FID -Modified (Gasoline Range Organics)

Analyte	Result	Qualifier	RL	MDL	Unit	D	Prepared	Analyzed	Dil Fac
Gasoline Range Organics [C6 - C10]	162		100		ug/L			09/28/16 01:19	1

Surrogate	%Recovery	Qualifier	Limits	Prepared	Analyzed	Dil Fac
a,a,a-Trifluorotoluene	90		50 - 150		09/28/16 01:19	1

Method: RSK-175 - Dissolved Gases (GC)

Analyte	Result	Qualifier	RL	MDL	Unit	D	Prepared	Analyzed	Dil Fac
Methane	ND		4.00		ug/L			09/29/16 15:47	1

Method: 6010B - Metals (ICP)

Analyte	Result	Qualifier	RL	MDL	Unit	D	Prepared	Analyzed	Dil Fac
Iron	0.773		0.100		mg/L		09/23/16 16:47	09/30/16 13:03	1
Sulfur	4.21		0.250		mg/L		09/23/16 16:47	09/30/16 13:03	1

General Chemistry

Analyte	Result	Qualifier	RL	MDL	Unit	D	Prepared	Analyzed	Dil Fac
Kjeldahl Nitrogen as N	19.6		1.25		mg/L		09/24/16 15:54	09/26/16 10:56	5
Nitrate Nitrite as N	10.9		0.100		mg/L			09/27/16 16:31	1

QC Sample Results

Client: AECOM
 Project/Site: 22281.Fallston.EL (MD)

TestAmerica Job ID: 490-112404-1
 SDG: 2400 Pleasantville Road, Fallston, MD

Method: 8260B - Volatile Organic Compounds (GC/MS)

Lab Sample ID: MB 490-373601/7
Matrix: Water
Analysis Batch: 373601

Client Sample ID: Method Blank
Prep Type: Total/NA

Analyte	MB Result	MB Qualifier	RL	MDL	Unit	D	Prepared	Analyzed	Dil Fac
Acetone	ND		25.0		ug/L			09/28/16 03:05	1
Benzene	ND		1.00		ug/L			09/28/16 03:05	1
Bromochloromethane	ND		1.00		ug/L			09/28/16 03:05	1
Bromodichloromethane	ND		1.00		ug/L			09/28/16 03:05	1
Bromoform	ND		1.00		ug/L			09/28/16 03:05	1
Bromomethane	ND		1.00		ug/L			09/28/16 03:05	1
2-Butanone (MEK)	ND		50.0		ug/L			09/28/16 03:05	1
Carbon disulfide	ND		1.00		ug/L			09/28/16 03:05	1
Carbon tetrachloride	ND		1.00		ug/L			09/28/16 03:05	1
Chlorobenzene	ND		1.00		ug/L			09/28/16 03:05	1
Chlorodibromomethane	ND		1.00		ug/L			09/28/16 03:05	1
Chloroethane	ND		1.00		ug/L			09/28/16 03:05	1
Chloroform	ND		1.00		ug/L			09/28/16 03:05	1
Chloromethane	ND		1.00		ug/L			09/28/16 03:05	1
cis-1,2-Dichloroethene	ND		1.00		ug/L			09/28/16 03:05	1
cis-1,3-Dichloropropene	ND		1.00		ug/L			09/28/16 03:05	1
Cyclohexane	ND		5.00		ug/L			09/28/16 03:05	1
1,2-Dibromo-3-Chloropropane	ND		10.0		ug/L			09/28/16 03:05	1
1,2-Dibromoethane (EDB)	ND		1.00		ug/L			09/28/16 03:05	1
1,2-Dichlorobenzene	ND		1.00		ug/L			09/28/16 03:05	1
1,3-Dichlorobenzene	ND		1.00		ug/L			09/28/16 03:05	1
1,4-Dichlorobenzene	ND		1.00		ug/L			09/28/16 03:05	1
Dichlorodifluoromethane	ND		1.00		ug/L			09/28/16 03:05	1
1,1-Dichloroethane	ND		1.00		ug/L			09/28/16 03:05	1
1,2-Dichloroethane	ND		1.00		ug/L			09/28/16 03:05	1
1,1-Dichloroethene	ND		1.00		ug/L			09/28/16 03:05	1
1,2-Dichloropropane	ND		1.00		ug/L			09/28/16 03:05	1
Diisopropyl ether	ND		2.00		ug/L			09/28/16 03:05	1
Ethylbenzene	ND		1.00		ug/L			09/28/16 03:05	1
Ethyl tert-butyl ether	ND		1.00		ug/L			09/28/16 03:05	1
Freon 113	ND		1.00		ug/L			09/28/16 03:05	1
2-Hexanone	ND		10.0		ug/L			09/28/16 03:05	1
Isopropylbenzene	ND		1.00		ug/L			09/28/16 03:05	1
Methyl acetate	ND		10.0		ug/L			09/28/16 03:05	1
Methylcyclohexane	ND		5.00		ug/L			09/28/16 03:05	1
Methylene Chloride	ND		5.00		ug/L			09/28/16 03:05	1
4-Methyl-2-pentanone (MIBK)	ND		10.0		ug/L			09/28/16 03:05	1
Methyl tert-butyl ether	ND		1.00		ug/L			09/28/16 03:05	1
Naphthalene	ND		5.00		ug/L			09/28/16 03:05	1
Styrene	ND		1.00		ug/L			09/28/16 03:05	1
Tert-amyl methyl ether	ND		1.00		ug/L			09/28/16 03:05	1
tert-Butyl alcohol (TBA)	ND		10.0		ug/L			09/28/16 03:05	1
1,1,2,2-Tetrachloroethane	ND		1.00		ug/L			09/28/16 03:05	1
Tetrachloroethene	ND		1.00		ug/L			09/28/16 03:05	1
Toluene	ND		1.00		ug/L			09/28/16 03:05	1
trans-1,2-Dichloroethene	ND		1.00		ug/L			09/28/16 03:05	1
trans-1,3-Dichloropropene	ND		1.00		ug/L			09/28/16 03:05	1
1,2,3-Trichlorobenzene	ND		1.00		ug/L			09/28/16 03:05	1

TestAmerica Nashville

QC Sample Results

Client: AECOM
Project/Site: 22281.Fallston.EL (MD)

TestAmerica Job ID: 490-112404-1
SDG: 2400 Pleasantville Road, Fallston, MD

Method: 8260B - Volatile Organic Compounds (GC/MS) (Continued)

Lab Sample ID: MB 490-373601/7
Matrix: Water
Analysis Batch: 373601

Client Sample ID: Method Blank
Prep Type: Total/NA

Analyte	MB Result	MB Qualifier	RL	MDL	Unit	D	Prepared	Analyzed	Dil Fac
1,2,4-Trichlorobenzene	ND		1.00		ug/L			09/28/16 03:05	1
1,1,1-Trichloroethane	ND		1.00		ug/L			09/28/16 03:05	1
1,1,2-Trichloroethane	ND		1.00		ug/L			09/28/16 03:05	1
Trichloroethene	ND		1.00		ug/L			09/28/16 03:05	1
Trichlorofluoromethane	ND		1.00		ug/L			09/28/16 03:05	1
Vinyl chloride	ND		1.00		ug/L			09/28/16 03:05	1
m,p-Xylene	ND		2.00		ug/L			09/28/16 03:05	1
o-Xylene	ND		1.00		ug/L			09/28/16 03:05	1
Xylenes, Total	ND		3.00		ug/L			09/28/16 03:05	1

Surrogate	MB %Recovery	MB Qualifier	Limits	Prepared	Analyzed	Dil Fac
4-Bromofluorobenzene (Surr)	98		70 - 130		09/28/16 03:05	1
Dibromofluoromethane (Surr)	98		70 - 130		09/28/16 03:05	1
1,2-Dichloroethane-d4 (Surr)	92		70 - 130		09/28/16 03:05	1
Toluene-d8 (Surr)	101		70 - 130		09/28/16 03:05	1

Lab Sample ID: LCS 490-373601/3
Matrix: Water
Analysis Batch: 373601

Client Sample ID: Lab Control Sample
Prep Type: Total/NA

Analyte	Spike Added	LCS Result	LCS Qualifier	Unit	D	%Rec	%Rec. Limits
Acetone	100	103.4		ug/L		103	39 - 150
Benzene	20.0	20.14		ug/L		101	70 - 130
Bromochloromethane	20.0	20.68		ug/L		103	70 - 130
Bromodichloromethane	20.0	18.51		ug/L		93	70 - 130
Bromoform	20.0	16.53		ug/L		83	70 - 137
Bromomethane	20.0	12.86		ug/L		64	53 - 150
2-Butanone (MEK)	100	101.6		ug/L		102	55 - 143
Carbon disulfide	20.0	18.54		ug/L		93	64 - 135
Carbon tetrachloride	20.0	19.20		ug/L		96	70 - 147
Chlorobenzene	20.0	20.22		ug/L		101	70 - 130
Chlorodibromomethane	20.0	18.83		ug/L		94	70 - 133
Chloroethane	20.0	20.30		ug/L		101	60 - 138
Chloroform	20.0	19.67		ug/L		98	70 - 130
Chloromethane	20.0	14.91		ug/L		75	33 - 150
cis-1,2-Dichloroethene	20.0	21.43		ug/L		107	70 - 130
cis-1,3-Dichloropropene	20.0	19.03		ug/L		95	70 - 133
Cyclohexane	20.0	19.41		ug/L		97	70 - 134
1,2-Dibromo-3-Chloropropane	20.0	18.61		ug/L		93	45 - 138
1,2-Dibromoethane (EDB)	20.0	19.67		ug/L		98	70 - 130
1,2-Dichlorobenzene	20.0	19.41		ug/L		97	70 - 130
1,3-Dichlorobenzene	20.0	19.03		ug/L		95	70 - 130
1,4-Dichlorobenzene	20.0	19.49		ug/L		97	70 - 130
Dichlorodifluoromethane	20.0	19.78		ug/L		99	48 - 150
1,1-Dichloroethane	20.0	20.98		ug/L		105	70 - 130
1,2-Dichloroethane	20.0	19.54		ug/L		98	70 - 130
1,1-Dichloroethene	20.0	21.13		ug/L		106	70 - 132
1,2-Dichloropropane	20.0	19.70		ug/L		99	70 - 130

TestAmerica Nashville

QC Sample Results

Client: AECOM
Project/Site: 22281.Fallston.EL (MD)

TestAmerica Job ID: 490-112404-1
SDG: 2400 Pleasantville Road, Fallston, MD

Method: 8260B - Volatile Organic Compounds (GC/MS) (Continued)

Lab Sample ID: LCS 490-373601/3
Matrix: Water
Analysis Batch: 373601

Client Sample ID: Lab Control Sample
Prep Type: Total/NA

Analyte	Spike Added	LCS Result	LCS Qualifier	Unit	D	%Rec	%Rec. Limits
Diisopropyl ether	20.0	19.38		ug/L		97	66 - 142
Ethylbenzene	20.0	20.38		ug/L		102	70 - 130
Ethyl tert-butyl ether	20.0	19.52		ug/L		98	63 - 135
Freon 113	20.0	20.01		ug/L		100	69 - 145
2-Hexanone	100	103.0		ug/L		103	54 - 142
Isopropylbenzene	20.0	19.95		ug/L		100	70 - 131
Methyl acetate	100	102.5		ug/L		103	56 - 136
Methylcyclohexane	20.0	19.56		ug/L		98	70 - 132
Methylene Chloride	20.0	20.02		ug/L		100	70 - 130
4-Methyl-2-pentanone (MIBK)	100	100.3		ug/L		100	60 - 137
Methyl tert-butyl ether	20.0	20.40		ug/L		102	70 - 130
Naphthalene	20.0	20.31		ug/L		102	54 - 150
Styrene	20.0	19.59		ug/L		98	70 - 130
Tert-amyl methyl ether	20.0	20.13		ug/L		101	63 - 135
tert-Butyl alcohol (TBA)	200	196.0		ug/L		98	12 - 150
1,1,2,2-Tetrachloroethane	20.0	18.57		ug/L		93	69 - 131
Tetrachloroethene	20.0	20.08		ug/L		100	70 - 130
Toluene	20.0	20.33		ug/L		102	70 - 130
trans-1,2-Dichloroethene	20.0	19.73		ug/L		99	70 - 130
trans-1,3-Dichloropropene	20.0	18.76		ug/L		94	63 - 142
1,2,3-Trichlorobenzene	20.0	19.81		ug/L		99	46 - 150
1,2,4-Trichlorobenzene	20.0	19.97		ug/L		100	58 - 147
1,1,1-Trichloroethane	20.0	19.19		ug/L		96	70 - 135
1,1,2-Trichloroethane	20.0	20.49		ug/L		102	70 - 130
Trichloroethene	20.0	20.03		ug/L		100	70 - 130
Trichlorofluoromethane	20.0	21.39		ug/L		107	59 - 150
Vinyl chloride	20.0	18.97		ug/L		95	57 - 137
m,p-Xylene	20.0	19.49		ug/L		97	70 - 130
o-Xylene	20.0	19.69		ug/L		98	70 - 130
Xylenes, Total	40.0	39.18		ug/L		98	70 - 132

Surrogate	LCS %Recovery	LCS Qualifier	Limits
4-Bromofluorobenzene (Surr)	97		70 - 130
Dibromofluoromethane (Surr)	101		70 - 130
1,2-Dichloroethane-d4 (Surr)	96		70 - 130
Toluene-d8 (Surr)	101		70 - 130

Lab Sample ID: LCSD 490-373601/4
Matrix: Water
Analysis Batch: 373601

Client Sample ID: Lab Control Sample Dup
Prep Type: Total/NA

Analyte	Spike Added	LCSD Result	LCSD Qualifier	Unit	D	%Rec	%Rec. Limits	RPD	RPD Limit
Acetone	100	108.3		ug/L		108	39 - 150	5	23
Benzene	20.0	21.50		ug/L		108	70 - 130	7	12
Bromochloromethane	20.0	21.77		ug/L		109	70 - 130	5	16
Bromodichloromethane	20.0	19.91		ug/L		100	70 - 130	7	14
Bromoform	20.0	16.63		ug/L		83	70 - 137	1	14
Bromomethane	20.0	14.28		ug/L		71	53 - 150	10	19

TestAmerica Nashville

QC Sample Results

Client: AECOM
 Project/Site: 22281.Fallston.EL (MD)

TestAmerica Job ID: 490-112404-1
 SDG: 2400 Pleasantville Road, Fallston, MD

Method: 8260B - Volatile Organic Compounds (GC/MS) (Continued)

Lab Sample ID: LCSD 490-373601/4
Matrix: Water
Analysis Batch: 373601

Client Sample ID: Lab Control Sample Dup
Prep Type: Total/NA

Analyte	Spike Added	LCSD Result	LCSD Qualifier	Unit	D	%Rec	%Rec. Limits	RPD	RPD Limit
2-Butanone (MEK)	100	104.1		ug/L		104	55 - 143	2	19
Carbon disulfide	20.0	20.95		ug/L		105	64 - 135	12	16
Carbon tetrachloride	20.0	21.48		ug/L		107	70 - 147	11	16
Chlorobenzene	20.0	21.45		ug/L		107	70 - 130	6	12
Chlorodibromomethane	20.0	19.28		ug/L		96	70 - 133	2	13
Chloroethane	20.0	22.51		ug/L		113	60 - 138	10	15
Chloroform	20.0	21.67		ug/L		108	70 - 130	10	14
Chloromethane	20.0	16.85		ug/L		84	33 - 150	12	20
cis-1,2-Dichloroethene	20.0	23.09		ug/L		115	70 - 130	7	15
cis-1,3-Dichloropropene	20.0	19.83		ug/L		99	70 - 133	4	15
Cyclohexane	20.0	21.35		ug/L		107	70 - 134	9	16
1,2-Dibromo-3-Chloropropane	20.0	18.57		ug/L		93	45 - 138	0	19
1,2-Dibromoethane (EDB)	20.0	19.90		ug/L		99	70 - 130	1	13
1,2-Dichlorobenzene	20.0	20.17		ug/L		101	70 - 130	4	12
1,3-Dichlorobenzene	20.0	20.35		ug/L		102	70 - 130	7	13
1,4-Dichlorobenzene	20.0	20.79		ug/L		104	70 - 130	6	12
Dichlorodifluoromethane	20.0	21.73		ug/L		109	48 - 150	9	16
1,1-Dichloroethane	20.0	23.31		ug/L		117	70 - 130	11	17
1,2-Dichloroethane	20.0	20.64		ug/L		103	70 - 130	5	13
1,1-Dichloroethene	20.0	23.80		ug/L		119	70 - 132	12	20
1,2-Dichloropropane	20.0	21.06		ug/L		105	70 - 130	7	15
Diisopropyl ether	20.0	20.40		ug/L		102	66 - 142	5	14
Ethylbenzene	20.0	21.57		ug/L		108	70 - 130	6	12
Ethyl tert-butyl ether	20.0	20.40		ug/L		102	63 - 135	4	15
Freon 113	20.0	23.02		ug/L		115	69 - 145	14	16
2-Hexanone	100	98.91		ug/L		99	54 - 142	4	17
Isopropylbenzene	20.0	21.15		ug/L		106	70 - 131	6	13
Methyl acetate	100	103.8		ug/L		104	56 - 136	1	18
Methylcyclohexane	20.0	21.83		ug/L		109	70 - 132	11	17
Methylene Chloride	20.0	21.33		ug/L		107	70 - 130	6	15
4-Methyl-2-pentanone (MIBK)	100	97.93		ug/L		98	60 - 137	2	21
Methyl tert-butyl ether	20.0	20.85		ug/L		104	70 - 130	2	16
Naphthalene	20.0	20.39		ug/L		102	54 - 150	0	15
Styrene	20.0	21.08		ug/L		105	70 - 130	7	12
Tert-amyl methyl ether	20.0	20.17		ug/L		101	63 - 135	0	15
tert-Butyl alcohol (TBA)	200	193.2		ug/L		97	12 - 150	1	46
1,1,2,2-Tetrachloroethane	20.0	19.23		ug/L		96	69 - 131	3	15
Tetrachloroethene	20.0	21.61		ug/L		108	70 - 130	7	17
Toluene	20.0	21.72		ug/L		109	70 - 130	7	13
trans-1,2-Dichloroethene	20.0	21.65		ug/L		108	70 - 130	9	15
trans-1,3-Dichloropropene	20.0	19.20		ug/L		96	63 - 142	2	13
1,2,3-Trichlorobenzene	20.0	20.73		ug/L		104	46 - 150	5	16
1,2,4-Trichlorobenzene	20.0	21.01		ug/L		105	58 - 147	5	15
1,1,1-Trichloroethane	20.0	21.11		ug/L		106	70 - 135	10	15
1,1,2-Trichloroethane	20.0	21.00		ug/L		105	70 - 130	2	13
Trichloroethene	20.0	22.46		ug/L		112	70 - 130	11	14
Trichlorofluoromethane	20.0	24.19		ug/L		121	59 - 150	12	22
Vinyl chloride	20.0	21.74		ug/L		109	57 - 137	14	15

TestAmerica Nashville

QC Sample Results

Client: AECOM
Project/Site: 22281.Fallston.EL (MD)

TestAmerica Job ID: 490-112404-1
SDG: 2400 Pleasantville Road, Fallston, MD

Method: 8260B - Volatile Organic Compounds (GC/MS) (Continued)

Lab Sample ID: LCSD 490-373601/4
Matrix: Water
Analysis Batch: 373601

Client Sample ID: Lab Control Sample Dup
Prep Type: Total/NA

Analyte	Spike Added	LCSD Result	LCSD Qualifier	Unit	D	%Rec	%Rec. Limits	RPD	RPD Limit
m,p-Xylene	20.0	20.86		ug/L		104	70 - 130	7	12
o-Xylene	20.0	20.50		ug/L		103	70 - 130	4	11
Xylenes, Total	40.0	41.36		ug/L		103	70 - 132	5	11

Surrogate	LCSD %Recovery	LCSD Qualifier	Limits
4-Bromofluorobenzene (Surr)	97		70 - 130
Dibromofluoromethane (Surr)	105		70 - 130
1,2-Dichloroethane-d4 (Surr)	94		70 - 130
Toluene-d8 (Surr)	100		70 - 130

Lab Sample ID: 490-112404-10 MS
Matrix: Water
Analysis Batch: 373601

Client Sample ID: MW12
Prep Type: Total/NA

Analyte	Sample Result	Sample Qualifier	Spike Added	MS Result	MS Qualifier	Unit	D	%Rec	%Rec. Limits
Acetone	ND		100	105.4		ug/L		105	39 - 150
Benzene	ND		20.0	21.64		ug/L		108	55 - 147
Bromochloromethane	ND		20.0	21.86		ug/L		109	59 - 132
Bromodichloromethane	ND		20.0	19.62		ug/L		98	70 - 140
Bromoform	ND		20.0	16.05		ug/L		80	53 - 150
Bromomethane	ND		20.0	11.95		ug/L		60	30 - 150
2-Butanone (MEK)	ND		100	99.25		ug/L		99	50 - 143
Carbon disulfide	ND		20.0	20.68		ug/L		103	35 - 150
Carbon tetrachloride	ND		20.0	21.76		ug/L		109	56 - 150
Chlorobenzene	ND		20.0	20.79		ug/L		104	70 - 130
Chlorodibromomethane	ND		20.0	19.11		ug/L		96	66 - 140
Chloroethane	ND		20.0	22.62		ug/L		113	58 - 141
Chloroform	ND		20.0	22.41		ug/L		112	66 - 138
Chloromethane	ND		20.0	18.57		ug/L		93	10 - 150
cis-1,2-Dichloroethene	ND		20.0	23.28		ug/L		116	68 - 131
cis-1,3-Dichloropropene	ND		20.0	19.29		ug/L		96	70 - 133
Cyclohexane	ND		20.0	21.81		ug/L		109	48 - 150
1,2-Dibromo-3-Chloropropane	ND		20.0	18.15		ug/L		91	38 - 138
1,2-Dibromoethane (EDB)	ND		20.0	19.92		ug/L		100	65 - 137
1,2-Dichlorobenzene	ND		20.0	19.96		ug/L		100	70 - 130
1,3-Dichlorobenzene	ND		20.0	19.65		ug/L		98	68 - 131
1,4-Dichlorobenzene	ND		20.0	19.58		ug/L		98	70 - 130
Dichlorodifluoromethane	ND		20.0	21.68		ug/L		108	10 - 150
1,1-Dichloroethane	ND		20.0	23.88		ug/L		119	61 - 139
1,2-Dichloroethane	ND		20.0	20.49		ug/L		102	64 - 136
1,1-Dichloroethene	ND		20.0	25.00		ug/L		125	54 - 150
1,2-Dichloropropane	ND		20.0	20.68		ug/L		103	67 - 130
Diisopropyl ether	ND		20.0	20.45		ug/L		102	56 - 142
Ethylbenzene	ND		20.0	21.68		ug/L		108	65 - 139
Ethyl tert-butyl ether	ND		20.0	20.20		ug/L		101	53 - 138
Freon 113	ND		20.0	23.57		ug/L		118	63 - 150
2-Hexanone	ND		100	94.00		ug/L		94	44 - 150
Isopropylbenzene	ND		20.0	21.24		ug/L		106	70 - 137

TestAmerica Nashville

QC Sample Results

Client: AECOM
Project/Site: 22281.Fallston.EL (MD)

TestAmerica Job ID: 490-112404-1
SDG: 2400 Pleasantville Road, Fallston, MD

Method: 8260B - Volatile Organic Compounds (GC/MS) (Continued)

Lab Sample ID: 490-112404-10 MS
Matrix: Water
Analysis Batch: 373601

Client Sample ID: MW12
Prep Type: Total/NA

Analyte	Sample	Sample	Spike	MS	MS	Unit	D	%Rec	%Rec.
	Result	Qualifier	Added	Result	Qualifier				
Methyl acetate	ND		100	91.41		ug/L		91	42 - 136
Methylcyclohexane	ND		20.0	22.17		ug/L		111	59 - 150
Methylene Chloride	ND		20.0	21.10		ug/L		106	64 - 130
4-Methyl-2-pentanone (MIBK)	ND		100	96.35		ug/L		96	50 - 140
Methyl tert-butyl ether	1.26		20.0	22.55		ug/L		106	55 - 141
Naphthalene	ND		20.0	18.78		ug/L		94	32 - 150
Styrene	ND		20.0	20.19		ug/L		101	70 - 130
Tert-amyl methyl ether	ND		20.0	19.99		ug/L		100	47 - 148
tert-Butyl alcohol (TBA)	ND		200	193.6		ug/L		97	10 - 150
1,1,2,2-Tetrachloroethane	ND		20.0	18.52		ug/L		93	56 - 145
Tetrachloroethene	ND		20.0	21.91		ug/L		110	57 - 138
Toluene	ND		20.0	21.87		ug/L		109	64 - 136
trans-1,2-Dichloroethene	ND		20.0	22.13		ug/L		111	59 - 143
trans-1,3-Dichloropropene	ND		20.0	18.74		ug/L		94	63 - 142
1,2,3-Trichlorobenzene	ND		20.0	18.93		ug/L		95	36 - 150
1,2,4-Trichlorobenzene	ND		20.0	19.37		ug/L		97	47 - 147
1,1,1-Trichloroethane	ND		20.0	21.55		ug/L		108	68 - 144
1,1,2-Trichloroethane	ND		20.0	20.59		ug/L		103	70 - 130
Trichloroethene	ND		20.0	22.70		ug/L		114	63 - 135
Trichlorofluoromethane	ND		20.0	24.69		ug/L		123	44 - 150
Vinyl chloride	ND		20.0	21.87		ug/L		109	57 - 150
m,p-Xylene	ND		20.0	20.99		ug/L		105	70 - 130
o-Xylene	ND		20.0	20.47		ug/L		102	70 - 131
Xylenes, Total	ND		40.0	41.46		ug/L		104	69 - 132

Surrogate	MS	MS	Limits
	%Recovery	Qualifier	
4-Bromofluorobenzene (Surr)	97		70 - 130
Dibromofluoromethane (Surr)	103		70 - 130
1,2-Dichloroethane-d4 (Surr)	92		70 - 130
Toluene-d8 (Surr)	101		70 - 130

Lab Sample ID: 490-112404-10 MSD
Matrix: Water
Analysis Batch: 373601

Client Sample ID: MW12
Prep Type: Total/NA

Analyte	Sample	Sample	Spike	MSD	MSD	Unit	D	%Rec	%Rec.	RPD	RPD
	Result	Qualifier	Added	Result	Qualifier						
Acetone	ND		100	100.9		ug/L		101	39 - 150	4	28
Benzene	ND		20.0	22.34		ug/L		112	55 - 147	3	22
Bromochloromethane	ND		20.0	21.94		ug/L		110	59 - 132	0	21
Bromodichloromethane	ND		20.0	19.95		ug/L		100	70 - 140	2	196
Bromoform	ND		20.0	16.68		ug/L		83	53 - 150	4	20
Bromomethane	ND		20.0	15.00		ug/L		75	30 - 150	23	44
2-Butanone (MEK)	ND		100	103.5		ug/L		103	50 - 143	4	28
Carbon disulfide	ND		20.0	20.83		ug/L		104	35 - 150	1	34
Carbon tetrachloride	ND		20.0	21.83		ug/L		109	56 - 150	0	18
Chlorobenzene	ND		20.0	21.58		ug/L		108	70 - 130	4	15
Chlorodibromomethane	ND		20.0	19.65		ug/L		98	66 - 140	3	19
Chloroethane	ND		20.0	22.80		ug/L		114	58 - 141	1	31

TestAmerica Nashville

QC Sample Results

Client: AECOM
Project/Site: 22281.Fallston.EL (MD)

TestAmerica Job ID: 490-112404-1
SDG: 2400 Pleasantville Road, Fallston, MD

Method: 8260B - Volatile Organic Compounds (GC/MS) (Continued)

Lab Sample ID: 490-112404-10 MSD
Matrix: Water
Analysis Batch: 373601

Client Sample ID: MW12
Prep Type: Total/NA

Analyte	Sample Result	Sample Qualifier	Spike Added	MSD Result	MSD Qualifier	Unit	D	%Rec	%Rec. Limits	RPD	RPD Limit
Chloroform	ND		20.0	22.11		ug/L		111	66 - 138	1	21
Chloromethane	ND		20.0	16.89		ug/L		84	10 - 150	9	43
cis-1,2-Dichloroethene	ND		20.0	23.40		ug/L		117	68 - 131	1	21
cis-1,3-Dichloropropene	ND		20.0	19.86		ug/L		99	70 - 133	3	19
Cyclohexane	ND		20.0	22.17		ug/L		111	48 - 150	2	22
1,2-Dibromo-3-Chloropropane	ND		20.0	18.70		ug/L		93	38 - 138	3	26
1,2-Dibromoethane (EDB)	ND		20.0	20.37		ug/L		102	65 - 137	2	21
1,2-Dichlorobenzene	ND		20.0	20.52		ug/L		103	70 - 130	3	15
1,3-Dichlorobenzene	ND		20.0	20.07		ug/L		100	68 - 131	2	14
1,4-Dichlorobenzene	ND		20.0	20.41		ug/L		102	70 - 130	4	14
Dichlorodifluoromethane	ND		20.0	22.23		ug/L		111	10 - 150	3	50
1,1-Dichloroethane	ND		20.0	23.69		ug/L		118	61 - 139	1	23
1,2-Dichloroethane	ND		20.0	20.71		ug/L		104	64 - 136	1	22
1,1-Dichloroethene	ND		20.0	23.35		ug/L		117	54 - 150	7	24
1,2-Dichloropropane	ND		20.0	20.94		ug/L		105	67 - 130	1	19
Diisopropyl ether	ND		20.0	20.77		ug/L		104	56 - 142	2	22
Ethylbenzene	ND		20.0	22.00		ug/L		110	65 - 139	1	18
Ethyl tert-butyl ether	ND		20.0	20.37		ug/L		102	53 - 138	1	22
Freon 113	ND		20.0	23.78		ug/L		119	63 - 150	1	22
2-Hexanone	ND		100	98.39		ug/L		98	44 - 150	5	21
Isopropylbenzene	ND		20.0	21.77		ug/L		109	70 - 137	2	17
Methyl acetate	ND		100	92.66		ug/L		93	42 - 136	1	26
Methylcyclohexane	ND		20.0	22.12		ug/L		111	59 - 150	0	20
Methylene Chloride	ND		20.0	21.03		ug/L		105	64 - 130	0	22
4-Methyl-2-pentanone (MIBK)	ND		100	101.0		ug/L		101	50 - 140	5	24
Methyl tert-butyl ether	1.26		20.0	23.16		ug/L		110	55 - 141	3	24
Naphthalene	ND		20.0	20.56		ug/L		103	32 - 150	9	40
Styrene	ND		20.0	20.39		ug/L		102	70 - 130	1	16
Tert-amyl methyl ether	ND		20.0	21.01		ug/L		105	47 - 148	5	23
tert-Butyl alcohol (TBA)	ND		200	200.9		ug/L		100	10 - 150	4	47
1,1,1,2-Tetrachloroethane	ND		20.0	19.21		ug/L		96	56 - 145	4	19
Tetrachloroethene	ND		20.0	22.10		ug/L		111	57 - 138	1	17
Toluene	ND		20.0	22.23		ug/L		111	64 - 136	2	18
trans-1,2-Dichloroethene	ND		20.0	21.92		ug/L		110	59 - 143	1	25
trans-1,3-Dichloropropene	ND		20.0	18.64		ug/L		93	63 - 142	1	18
1,2,3-Trichlorobenzene	ND		20.0	20.38		ug/L		102	36 - 150	7	43
1,2,4-Trichlorobenzene	ND		20.0	20.70		ug/L		104	47 - 147	7	24
1,1,1-Trichloroethane	ND		20.0	21.69		ug/L		108	68 - 144	1	17
1,1,2-Trichloroethane	ND		20.0	21.23		ug/L		106	70 - 130	3	18
Trichloroethene	ND		20.0	22.58		ug/L		113	63 - 135	1	17
Trichlorofluoromethane	ND		20.0	24.65		ug/L		123	44 - 150	0	32
Vinyl chloride	ND		20.0	21.76		ug/L		109	57 - 150	0	37
m,p-Xylene	ND		20.0	21.25		ug/L		106	70 - 130	1	17
o-Xylene	ND		20.0	21.15		ug/L		106	70 - 131	3	17
Xylenes, Total	ND		40.0	42.40		ug/L		106	69 - 132	2	17

Surrogate	MSD %Recovery	MSD Qualifier	Limits
4-Bromofluorobenzene (Surr)	96		70 - 130

TestAmerica Nashville

QC Sample Results

Client: AECOM
Project/Site: 22281.Fallston.EL (MD)

TestAmerica Job ID: 490-112404-1
SDG: 2400 Pleasantville Road, Fallston, MD

Method: 8260B - Volatile Organic Compounds (GC/MS) (Continued)

Lab Sample ID: 490-112404-10 MSD
Matrix: Water
Analysis Batch: 373601

Client Sample ID: MW12
Prep Type: Total/NA

Surrogate	MSD %Recovery	MSD Qualifier	Limits
Dibromofluoromethane (Surr)	101		70 - 130
1,2-Dichloroethane-d4 (Surr)	95		70 - 130
Toluene-d8 (Surr)	99		70 - 130

Method: 8015C - Nonhalogenated Organics using GC/FID -Modified (Gasoline Range Organics)

Lab Sample ID: MB 490-373317/7
Matrix: Water
Analysis Batch: 373317

Client Sample ID: Method Blank
Prep Type: Total/NA

Analyte	MB Result	MB Qualifier	RL	MDL	Unit	D	Prepared	Analyzed	Dil Fac
Gasoline Range Organics [C6 - C10]	ND		100		ug/L			09/27/16 12:07	1

Surrogate	MB %Recovery	MB Qualifier	Limits	Prepared	Analyzed	Dil Fac
a,a,a-Trifluorotoluene	89		50 - 150		09/27/16 12:07	1

Lab Sample ID: LCS 490-373317/5
Matrix: Water
Analysis Batch: 373317

Client Sample ID: Lab Control Sample
Prep Type: Total/NA

Analyte	Spike Added	LCS Result	LCS Qualifier	Unit	D	%Rec	%Rec. Limits
Gasoline Range Organics [C6 - C10]	1000	1115		ug/L		111	66 - 140

Surrogate	LCS %Recovery	LCS Qualifier	Limits
a,a,a-Trifluorotoluene	93		50 - 150

Lab Sample ID: LCSD 490-373317/6
Matrix: Water
Analysis Batch: 373317

Client Sample ID: Lab Control Sample Dup
Prep Type: Total/NA

Analyte	Spike Added	LCSD Result	LCSD Qualifier	Unit	D	%Rec	%Rec. Limits	RPD	RPD Limit
Gasoline Range Organics [C6 - C10]	1000	1066		ug/L		107	66 - 140	4	42

Surrogate	LCSD %Recovery	LCSD Qualifier	Limits
a,a,a-Trifluorotoluene	92		50 - 150

Lab Sample ID: 490-112404-1 MS
Matrix: Water
Analysis Batch: 373317

Client Sample ID: MW4A
Prep Type: Total/NA

Analyte	Sample Result	Sample Qualifier	Spike Added	MS Result	MS Qualifier	Unit	D	%Rec	%Rec. Limits
Gasoline Range Organics [C6 - C10]	312		1000	1432		ug/L		112	33 - 175

QC Sample Results

Client: AECOM
Project/Site: 22281.Fallston.EL (MD)

TestAmerica Job ID: 490-112404-1
SDG: 2400 Pleasantville Road, Fallston, MD

Method: 8015C - Nonhalogenated Organics using GC/FID -Modified (Gasoline Range Organics) (Continued)

Lab Sample ID: 490-112404-1 MS
Matrix: Water
Analysis Batch: 373317

Client Sample ID: MW4A
Prep Type: Total/NA

Surrogate	MS %Recovery	MS Qualifier	Limits
a,a,a-Trifluorotoluene	92		50 - 150

Lab Sample ID: 490-112404-1 MSD
Matrix: Water
Analysis Batch: 373317

Client Sample ID: MW4A
Prep Type: Total/NA

Analyte	Sample Result	Sample Qualifier	Spike Added	MSD Result	MSD Qualifier	Unit	D	%Rec	%Rec. Limits	RPD	RPD Limit
Gasoline Range Organics [C6 - C10]	312		1000	1366		ug/L		105	33 - 175	5	42

Surrogate	MSD %Recovery	MSD Qualifier	Limits
a,a,a-Trifluorotoluene	92		50 - 150

Method: RSK-175 - Dissolved Gases (GC)

Lab Sample ID: MB 480-323029/3
Matrix: Water
Analysis Batch: 323029

Client Sample ID: Method Blank
Prep Type: Total/NA

Analyte	MB Result	MB Qualifier	RL	MDL	Unit	D	Prepared	Analyzed	Dil Fac
Methane	ND		4.00		ug/L			09/29/16 11:27	1

Lab Sample ID: LCS 480-323029/4
Matrix: Water
Analysis Batch: 323029

Client Sample ID: Lab Control Sample
Prep Type: Total/NA

Analyte	Spike Added	LCS Result	LCS Qualifier	Unit	D	%Rec	%Rec. Limits
Methane	7.77	7.424		ug/L		96	85 - 120

Lab Sample ID: LCSD 480-323029/5
Matrix: Water
Analysis Batch: 323029

Client Sample ID: Lab Control Sample Dup
Prep Type: Total/NA

Analyte	Spike Added	LCSD Result	LCSD Qualifier	Unit	D	%Rec	%Rec. Limits	RPD	RPD Limit
Methane	7.77	7.351		ug/L		95	85 - 120	1	50

Method: 6010B - Metals (ICP)

Lab Sample ID: MB 490-372750/1-A
Matrix: Water
Analysis Batch: 374404

Client Sample ID: Method Blank
Prep Type: Total/NA
Prep Batch: 372750

Analyte	MB Result	MB Qualifier	RL	MDL	Unit	D	Prepared	Analyzed	Dil Fac
Iron	ND		0.100		mg/L		09/23/16 16:47	09/29/16 23:03	1
Sulfur	ND		0.250		mg/L		09/23/16 16:47	09/29/16 23:03	1

TestAmerica Nashville

QC Sample Results

Client: AECOM
Project/Site: 22281.Fallston.EL (MD)

TestAmerica Job ID: 490-112404-1
SDG: 2400 Pleasantville Road, Fallston, MD

Method: 6010B - Metals (ICP) (Continued)

Lab Sample ID: LCS 490-372750/2-A
Matrix: Water
Analysis Batch: 374404

Client Sample ID: Lab Control Sample
Prep Type: Total/NA
Prep Batch: 372750

Analyte	Spike Added	LCS Result	LCS Qualifier	Unit	D	%Rec	Limits
Iron	1.00	1.021		mg/L		102	80 - 120
Sulfur	1.00	0.9260		mg/L		93	80 - 120

Lab Sample ID: LCSD 490-372750/3-A
Matrix: Water
Analysis Batch: 374404

Client Sample ID: Lab Control Sample Dup
Prep Type: Total/NA
Prep Batch: 372750

Analyte	Spike Added	LCSD Result	LCSD Qualifier	Unit	D	%Rec	Limits	RPD	Limit
Iron	1.00	1.036		mg/L		104	80 - 120	1	20
Sulfur	1.00	0.9366		mg/L		94	80 - 120	1	20

Lab Sample ID: 490-112404-1 MS
Matrix: Water
Analysis Batch: 374404

Client Sample ID: MW4A
Prep Type: Total/NA
Prep Batch: 372750

Analyte	Sample Result	Sample Qualifier	Spike Added	MS Result	MS Qualifier	Unit	D	%Rec	Limits
Iron	1.66		1.00	2.461		mg/L		80	75 - 125
Sulfur	0.452		1.00	1.306		mg/L		85	75 - 125

Lab Sample ID: 490-112404-1 MSD
Matrix: Water
Analysis Batch: 374404

Client Sample ID: MW4A
Prep Type: Total/NA
Prep Batch: 372750

Analyte	Sample Result	Sample Qualifier	Spike Added	MSD Result	MSD Qualifier	Unit	D	%Rec	Limits	RPD	Limit
Iron	1.66		1.00	2.508		mg/L		85	75 - 125	2	20
Sulfur	0.452		1.00	1.306		mg/L		85	75 - 125	0	20

Method: 351.2 - Nitrogen, Total Kjeldahl

Lab Sample ID: MB 490-372926/2-A
Matrix: Water
Analysis Batch: 373282

Client Sample ID: Method Blank
Prep Type: Total/NA
Prep Batch: 372926

Analyte	MB Result	MB Qualifier	RL	MDL	Unit	D	Prepared	Analyzed	Dil Fac
Kjeldahl Nitrogen as N	ND		0.250		mg/L		09/24/16 15:54	09/26/16 10:09	1

Lab Sample ID: LCS 490-372926/3-A
Matrix: Water
Analysis Batch: 373282

Client Sample ID: Lab Control Sample
Prep Type: Total/NA
Prep Batch: 372926

Analyte	Spike Added	LCS Result	LCS Qualifier	Unit	D	%Rec	Limits
Kjeldahl Nitrogen as N	2.50	2.530		mg/L		101	90 - 110

Lab Sample ID: LCSD 490-372926/4-A
Matrix: Water
Analysis Batch: 373282

Client Sample ID: Lab Control Sample Dup
Prep Type: Total/NA
Prep Batch: 372926

Analyte	Spike Added	LCSD Result	LCSD Qualifier	Unit	D	%Rec	Limits	RPD	Limit
Kjeldahl Nitrogen as N	2.50	2.490		mg/L		100	90 - 110	2	20

TestAmerica Nashville

QC Sample Results

Client: AECOM
Project/Site: 22281.Fallston.EL (MD)

TestAmerica Job ID: 490-112404-1
SDG: 2400 Pleasantville Road, Fallston, MD

Method: 351.2 - Nitrogen, Total Kjeldahl (Continued)

Lab Sample ID: 490-112404-5 MS
Matrix: Water
Analysis Batch: 373282

Client Sample ID: MW8B
Prep Type: Total/NA
Prep Batch: 372926

Analyte	Sample Result	Sample Qualifier	Spike Added	MS Result	MS Qualifier	Unit	D	%Rec	Limits
Kjeldahl Nitrogen as N	ND	F1	2.50	2.350		mg/L		94	90 - 110

Lab Sample ID: 490-112404-5 MSD
Matrix: Water
Analysis Batch: 373282

Client Sample ID: MW8B
Prep Type: Total/NA
Prep Batch: 372926

Analyte	Sample Result	Sample Qualifier	Spike Added	MSD Result	MSD Qualifier	Unit	D	%Rec	Limits	RPD	Limit
Kjeldahl Nitrogen as N	ND	F1	2.50	1.970	F1	mg/L		79	90 - 110	18	20

Lab Sample ID: 490-112404-10 MS
Matrix: Water
Analysis Batch: 373282

Client Sample ID: MW12
Prep Type: Total/NA
Prep Batch: 372926

Analyte	Sample Result	Sample Qualifier	Spike Added	MS Result	MS Qualifier	Unit	D	%Rec	Limits
Kjeldahl Nitrogen as N	ND	F1	2.50	1.510	F1	mg/L		60	90 - 110

Lab Sample ID: 490-112404-10 MSD
Matrix: Water
Analysis Batch: 373282

Client Sample ID: MW12
Prep Type: Total/NA
Prep Batch: 372926

Analyte	Sample Result	Sample Qualifier	Spike Added	MSD Result	MSD Qualifier	Unit	D	%Rec	Limits	RPD	Limit
Kjeldahl Nitrogen as N	ND	F1	2.50	1.730	F1	mg/L		69	90 - 110	14	20

Method: 353.2 - Nitrogen, Nitrate-Nitrite

Lab Sample ID: MB 490-373618/6
Matrix: Water
Analysis Batch: 373618

Client Sample ID: Method Blank
Prep Type: Total/NA

Analyte	MB Result	MB Qualifier	RL	MDL	Unit	D	Prepared	Analyzed	Dil Fac
Nitrate Nitrite as N	ND		0.100		mg/L			09/27/16 16:03	1

Lab Sample ID: LCS 490-373618/7
Matrix: Water
Analysis Batch: 373618

Client Sample ID: Lab Control Sample
Prep Type: Total/NA

Analyte	Spike Added	LCS Result	LCS Qualifier	Unit	D	%Rec	Limits
Nitrate Nitrite as N	2.99	3.208		mg/L		107	90 - 110

Lab Sample ID: LCSD 490-373618/8
Matrix: Water
Analysis Batch: 373618

Client Sample ID: Lab Control Sample Dup
Prep Type: Total/NA

Analyte	Spike Added	LCSD Result	LCSD Qualifier	Unit	D	%Rec	Limits	RPD	Limit
Nitrate Nitrite as N	2.99	3.210		mg/L		107	90 - 110	0	20

QC Sample Results

Client: AECOM
 Project/Site: 22281.Fallston.EL (MD)

TestAmerica Job ID: 490-112404-1
 SDG: 2400 Pleasantville Road, Fallston, MD

Method: 353.2 - Nitrogen, Nitrate-Nitrite (Continued)

Lab Sample ID: 490-112404-1 MS
Matrix: Water
Analysis Batch: 373618

Client Sample ID: MW4A
Prep Type: Total/NA

Analyte	Sample Result	Sample Qualifier	Spike Added	MS Result	MS Qualifier	Unit	D	%Rec	%Rec. Limits
Nitrate Nitrite as N	7.97		2.99	10.71		mg/L		92	90 - 110

Lab Sample ID: 490-112404-1 MSD
Matrix: Water
Analysis Batch: 373618

Client Sample ID: MW4A
Prep Type: Total/NA

Analyte	Sample Result	Sample Qualifier	Spike Added	MSD Result	MSD Qualifier	Unit	D	%Rec	%Rec. Limits	RPD	RPD Limit
Nitrate Nitrite as N	7.97		2.99	10.72		mg/L		92	90 - 110	0	20

Lab Sample ID: 490-112404-11 MS
Matrix: Water
Analysis Batch: 373618

Client Sample ID: MW13
Prep Type: Total/NA

Analyte	Sample Result	Sample Qualifier	Spike Added	MS Result	MS Qualifier	Unit	D	%Rec	%Rec. Limits
Nitrate Nitrite as N	10.3	F1	2.99	12.77	F1	mg/L		82	90 - 110

Lab Sample ID: 490-112404-11 MSD
Matrix: Water
Analysis Batch: 373618

Client Sample ID: MW13
Prep Type: Total/NA

Analyte	Sample Result	Sample Qualifier	Spike Added	MSD Result	MSD Qualifier	Unit	D	%Rec	%Rec. Limits	RPD	RPD Limit
Nitrate Nitrite as N	10.3	F1	2.99	12.73	F1	mg/L		81	90 - 110	0	20

QC Association Summary

Client: AECOM
Project/Site: 22281.Fallston.EL (MD)

TestAmerica Job ID: 490-112404-1
SDG: 2400 Pleasantville Road, Fallston, MD

GC/MS VOA

Analysis Batch: 373601

Lab Sample ID	Client Sample ID	Prep Type	Matrix	Method	Prep Batch
490-112404-1	MW4A	Total/NA	Water	8260B	
490-112404-2	MW4B	Total/NA	Water	8260B	
490-112404-3	MW6	Total/NA	Water	8260B	
490-112404-4	MW8A	Total/NA	Water	8260B	
490-112404-5	MW8B	Total/NA	Water	8260B	
490-112404-6	MW8C	Total/NA	Water	8260B	
490-112404-7	MW9	Total/NA	Water	8260B	
490-112404-8	MW10	Total/NA	Water	8260B	
490-112404-9	MW11	Total/NA	Water	8260B	
490-112404-10	MW12	Total/NA	Water	8260B	
490-112404-11	MW13	Total/NA	Water	8260B	
490-112404-12	HW3	Total/NA	Water	8260B	
MB 490-373601/7	Method Blank	Total/NA	Water	8260B	
LCS 490-373601/3	Lab Control Sample	Total/NA	Water	8260B	
LCSD 490-373601/4	Lab Control Sample Dup	Total/NA	Water	8260B	
490-112404-10 MS	MW12	Total/NA	Water	8260B	
490-112404-10 MSD	MW12	Total/NA	Water	8260B	

GC VOA

Analysis Batch: 323029

Lab Sample ID	Client Sample ID	Prep Type	Matrix	Method	Prep Batch
490-112404-1	MW4A	Total/NA	Water	RSK-175	
490-112404-2	MW4B	Total/NA	Water	RSK-175	
490-112404-3	MW6	Total/NA	Water	RSK-175	
490-112404-4	MW8A	Total/NA	Water	RSK-175	
490-112404-5	MW8B	Total/NA	Water	RSK-175	
490-112404-6	MW8C	Total/NA	Water	RSK-175	
490-112404-7	MW9	Total/NA	Water	RSK-175	
490-112404-8	MW10	Total/NA	Water	RSK-175	
490-112404-9	MW11	Total/NA	Water	RSK-175	
490-112404-10	MW12	Total/NA	Water	RSK-175	
490-112404-11	MW13	Total/NA	Water	RSK-175	
490-112404-12	HW3	Total/NA	Water	RSK-175	
MB 480-323029/3	Method Blank	Total/NA	Water	RSK-175	
LCS 480-323029/4	Lab Control Sample	Total/NA	Water	RSK-175	
LCSD 480-323029/5	Lab Control Sample Dup	Total/NA	Water	RSK-175	

Analysis Batch: 373317

Lab Sample ID	Client Sample ID	Prep Type	Matrix	Method	Prep Batch
490-112404-1	MW4A	Total/NA	Water	8015C	
490-112404-2	MW4B	Total/NA	Water	8015C	
490-112404-3	MW6	Total/NA	Water	8015C	
490-112404-4	MW8A	Total/NA	Water	8015C	
490-112404-5	MW8B	Total/NA	Water	8015C	
490-112404-6	MW8C	Total/NA	Water	8015C	
490-112404-7	MW9	Total/NA	Water	8015C	
490-112404-8	MW10	Total/NA	Water	8015C	
490-112404-9	MW11	Total/NA	Water	8015C	
490-112404-10	MW12	Total/NA	Water	8015C	

TestAmerica Nashville

QC Association Summary

Client: AECOM
 Project/Site: 22281.Fallston.EL (MD)

TestAmerica Job ID: 490-112404-1
 SDG: 2400 Pleasantville Road, Fallston, MD

GC VOA (Continued)

Analysis Batch: 373317 (Continued)

Lab Sample ID	Client Sample ID	Prep Type	Matrix	Method	Prep Batch
490-112404-11	MW13	Total/NA	Water	8015C	
490-112404-12	HW3	Total/NA	Water	8015C	
MB 490-373317/7	Method Blank	Total/NA	Water	8015C	
LCS 490-373317/5	Lab Control Sample	Total/NA	Water	8015C	
LCSD 490-373317/6	Lab Control Sample Dup	Total/NA	Water	8015C	
490-112404-1 MS	MW4A	Total/NA	Water	8015C	
490-112404-1 MSD	MW4A	Total/NA	Water	8015C	

Metals

Prep Batch: 372750

Lab Sample ID	Client Sample ID	Prep Type	Matrix	Method	Prep Batch
490-112404-1	MW4A	Total/NA	Water	3010A	
490-112404-2	MW4B	Total/NA	Water	3010A	
490-112404-3	MW6	Total/NA	Water	3010A	
490-112404-4	MW8A	Total/NA	Water	3010A	
490-112404-5	MW8B	Total/NA	Water	3010A	
490-112404-6	MW8C	Total/NA	Water	3010A	
490-112404-7	MW9	Total/NA	Water	3010A	
490-112404-8	MW10	Total/NA	Water	3010A	
490-112404-9	MW11	Total/NA	Water	3010A	
490-112404-10	MW12	Total/NA	Water	3010A	
490-112404-11	MW13	Total/NA	Water	3010A	
490-112404-12	HW3	Total/NA	Water	3010A	
MB 490-372750/1-A	Method Blank	Total/NA	Water	3010A	
LCS 490-372750/2-A	Lab Control Sample	Total/NA	Water	3010A	
LCSD 490-372750/3-A	Lab Control Sample Dup	Total/NA	Water	3010A	
490-112404-1 MS	MW4A	Total/NA	Water	3010A	
490-112404-1 MSD	MW4A	Total/NA	Water	3010A	

Analysis Batch: 374404

Lab Sample ID	Client Sample ID	Prep Type	Matrix	Method	Prep Batch
490-112404-1	MW4A	Total/NA	Water	6010B	372750
490-112404-2	MW4B	Total/NA	Water	6010B	372750
490-112404-3	MW6	Total/NA	Water	6010B	372750
490-112404-4	MW8A	Total/NA	Water	6010B	372750
490-112404-5	MW8B	Total/NA	Water	6010B	372750
490-112404-6	MW8C	Total/NA	Water	6010B	372750
490-112404-7	MW9	Total/NA	Water	6010B	372750
490-112404-8	MW10	Total/NA	Water	6010B	372750
490-112404-10	MW12	Total/NA	Water	6010B	372750
490-112404-11	MW13	Total/NA	Water	6010B	372750
MB 490-372750/1-A	Method Blank	Total/NA	Water	6010B	372750
LCS 490-372750/2-A	Lab Control Sample	Total/NA	Water	6010B	372750
LCSD 490-372750/3-A	Lab Control Sample Dup	Total/NA	Water	6010B	372750
490-112404-1 MS	MW4A	Total/NA	Water	6010B	372750
490-112404-1 MSD	MW4A	Total/NA	Water	6010B	372750

QC Association Summary

Client: AECOM
Project/Site: 22281.Fallston.EL (MD)

TestAmerica Job ID: 490-112404-1
SDG: 2400 Pleasantville Road, Fallston, MD

Metals (Continued)

Analysis Batch: 374529

Lab Sample ID	Client Sample ID	Prep Type	Matrix	Method	Prep Batch
490-112404-9	MW11	Total/NA	Water	6010B	372750
490-112404-12	HW3	Total/NA	Water	6010B	372750

General Chemistry

Prep Batch: 372926

Lab Sample ID	Client Sample ID	Prep Type	Matrix	Method	Prep Batch
490-112404-1	MW4A	Total/NA	Water	351.2	
490-112404-2	MW4B	Total/NA	Water	351.2	
490-112404-3	MW6	Total/NA	Water	351.2	
490-112404-4	MW8A	Total/NA	Water	351.2	
490-112404-5	MW8B	Total/NA	Water	351.2	
490-112404-6	MW8C	Total/NA	Water	351.2	
490-112404-7	MW9	Total/NA	Water	351.2	
490-112404-8	MW10	Total/NA	Water	351.2	
490-112404-9	MW11	Total/NA	Water	351.2	
490-112404-10	MW12	Total/NA	Water	351.2	
490-112404-11	MW13	Total/NA	Water	351.2	
490-112404-12	HW3	Total/NA	Water	351.2	
MB 490-372926/2-A	Method Blank	Total/NA	Water	351.2	
LCS 490-372926/3-A	Lab Control Sample	Total/NA	Water	351.2	
LCSD 490-372926/4-A	Lab Control Sample Dup	Total/NA	Water	351.2	
490-112404-5 MS	MW8B	Total/NA	Water	351.2	
490-112404-5 MSD	MW8B	Total/NA	Water	351.2	
490-112404-10 MS	MW12	Total/NA	Water	351.2	
490-112404-10 MSD	MW12	Total/NA	Water	351.2	

Analysis Batch: 373282

Lab Sample ID	Client Sample ID	Prep Type	Matrix	Method	Prep Batch
490-112404-1	MW4A	Total/NA	Water	351.2	372926
490-112404-2	MW4B	Total/NA	Water	351.2	372926
490-112404-3	MW6	Total/NA	Water	351.2	372926
490-112404-4	MW8A	Total/NA	Water	351.2	372926
490-112404-5	MW8B	Total/NA	Water	351.2	372926
490-112404-6	MW8C	Total/NA	Water	351.2	372926
490-112404-7	MW9	Total/NA	Water	351.2	372926
490-112404-8	MW10	Total/NA	Water	351.2	372926
490-112404-9	MW11	Total/NA	Water	351.2	372926
490-112404-10	MW12	Total/NA	Water	351.2	372926
490-112404-11	MW13	Total/NA	Water	351.2	372926
MB 490-372926/2-A	Method Blank	Total/NA	Water	351.2	372926
LCS 490-372926/3-A	Lab Control Sample	Total/NA	Water	351.2	372926
LCSD 490-372926/4-A	Lab Control Sample Dup	Total/NA	Water	351.2	372926
490-112404-5 MS	MW8B	Total/NA	Water	351.2	372926
490-112404-5 MSD	MW8B	Total/NA	Water	351.2	372926
490-112404-10 MS	MW12	Total/NA	Water	351.2	372926
490-112404-10 MSD	MW12	Total/NA	Water	351.2	372926

QC Association Summary

Client: AECOM
 Project/Site: 22281.Fallston.EL (MD)

TestAmerica Job ID: 490-112404-1
 SDG: 2400 Pleasantville Road, Fallston, MD

General Chemistry (Continued)

Analysis Batch: 373285

Lab Sample ID	Client Sample ID	Prep Type	Matrix	Method	Prep Batch
490-112404-12	HW3	Total/NA	Water	351.2	372926

Analysis Batch: 373618

Lab Sample ID	Client Sample ID	Prep Type	Matrix	Method	Prep Batch
490-112404-1	MW4A	Total/NA	Water	353.2	
490-112404-2	MW4B	Total/NA	Water	353.2	
490-112404-3	MW6	Total/NA	Water	353.2	
490-112404-4	MW8A	Total/NA	Water	353.2	
490-112404-5	MW8B	Total/NA	Water	353.2	
490-112404-6	MW8C	Total/NA	Water	353.2	
490-112404-7	MW9	Total/NA	Water	353.2	
490-112404-8	MW10	Total/NA	Water	353.2	
490-112404-9	MW11	Total/NA	Water	353.2	
490-112404-10	MW12	Total/NA	Water	353.2	
490-112404-11	MW13	Total/NA	Water	353.2	
490-112404-12	HW3	Total/NA	Water	353.2	
MB 490-373618/6	Method Blank	Total/NA	Water	353.2	
LCS 490-373618/7	Lab Control Sample	Total/NA	Water	353.2	
LCSD 490-373618/8	Lab Control Sample Dup	Total/NA	Water	353.2	
490-112404-1 MS	MW4A	Total/NA	Water	353.2	
490-112404-1 MSD	MW4A	Total/NA	Water	353.2	
490-112404-11 MS	MW13	Total/NA	Water	353.2	
490-112404-11 MSD	MW13	Total/NA	Water	353.2	

Lab Chronicle

Client: AECOM
Project/Site: 22281.Fallston.EL (MD)

TestAmerica Job ID: 490-112404-1
SDG: 2400 Pleasantville Road, Fallston, MD

Client Sample ID: MW4A
Date Collected: 09/21/16 14:20
Date Received: 09/23/16 09:25

Lab Sample ID: 490-112404-1
Matrix: Water

Prep Type	Batch Type	Batch Method	Run	Dil Factor	Initial Amount	Final Amount	Batch Number	Prepared or Analyzed	Analyst	Lab
Total/NA	Analysis	8260B		1	10 mL	10 mL	373601	09/28/16 10:02	NC	TAL NSH
Total/NA	Analysis	8015C		1	5 mL	5 mL	373317	09/27/16 18:08	A1B	TAL NSH
Total/NA	Analysis	RSK-175		1	17 mL	17 mL	323029	09/29/16 12:35	JMO	TAL BUF
Total/NA	Prep	3010A			50.0 mL	50.0 mL	372750	09/23/16 16:47	CAH	TAL NSH
Total/NA	Analysis	6010B		1			374404	09/29/16 23:19	ADN	TAL NSH
Total/NA	Prep	351.2			20 mL	20 mL	372926	09/24/16 15:54	SDL	TAL NSH
Total/NA	Analysis	351.2		1			373282	09/26/16 10:20	PEK	TAL NSH
Total/NA	Analysis	353.2		1	50 mL	50 mL	373618	09/27/16 16:07	MJA	TAL NSH

Client Sample ID: MW4B
Date Collected: 09/21/16 14:10
Date Received: 09/23/16 09:25

Lab Sample ID: 490-112404-2
Matrix: Water

Prep Type	Batch Type	Batch Method	Run	Dil Factor	Initial Amount	Final Amount	Batch Number	Prepared or Analyzed	Analyst	Lab
Total/NA	Analysis	8260B		1	10 mL	10 mL	373601	09/28/16 05:04	NC	TAL NSH
Total/NA	Analysis	8015C		1	5 mL	5 mL	373317	09/27/16 20:10	A1B	TAL NSH
Total/NA	Analysis	RSK-175		1	17 mL	17 mL	323029	09/29/16 12:52	JMO	TAL BUF
Total/NA	Prep	3010A			50.0 mL	50.0 mL	372750	09/23/16 16:47	CAH	TAL NSH
Total/NA	Analysis	6010B		1			374404	09/29/16 23:56	ADN	TAL NSH
Total/NA	Prep	351.2			20 mL	20 mL	372926	09/24/16 15:54	SDL	TAL NSH
Total/NA	Analysis	351.2		1			373282	09/26/16 10:21	PEK	TAL NSH
Total/NA	Analysis	353.2		1	50 mL	50 mL	373618	09/27/16 16:11	MJA	TAL NSH

Client Sample ID: MW6
Date Collected: 09/21/16 16:55
Date Received: 09/23/16 09:25

Lab Sample ID: 490-112404-3
Matrix: Water

Prep Type	Batch Type	Batch Method	Run	Dil Factor	Initial Amount	Final Amount	Batch Number	Prepared or Analyzed	Analyst	Lab
Total/NA	Analysis	8260B		1	10 mL	10 mL	373601	09/28/16 05:33	NC	TAL NSH
Total/NA	Analysis	8015C		1	5 mL	5 mL	373317	09/27/16 20:41	A1B	TAL NSH
Total/NA	Analysis	RSK-175		1	17 mL	17 mL	323029	09/29/16 13:10	JMO	TAL BUF
Total/NA	Prep	3010A			50.0 mL	50.0 mL	372750	09/23/16 16:47	CAH	TAL NSH
Total/NA	Analysis	6010B		1			374404	09/30/16 00:01	ADN	TAL NSH
Total/NA	Prep	351.2			20 mL	20 mL	372926	09/24/16 15:54	SDL	TAL NSH
Total/NA	Analysis	351.2		1			373282	09/26/16 10:23	PEK	TAL NSH
Total/NA	Analysis	353.2		1	50 mL	50 mL	373618	09/27/16 16:13	MJA	TAL NSH

Lab Chronicle

Client: AECOM
Project/Site: 22281.Fallston.EL (MD)

TestAmerica Job ID: 490-112404-1
SDG: 2400 Pleasantville Road, Fallston, MD

Client Sample ID: MW8A

Date Collected: 09/19/16 15:15

Date Received: 09/23/16 09:25

Lab Sample ID: 490-112404-4

Matrix: Water

Prep Type	Batch Type	Batch Method	Run	Dil Factor	Initial Amount	Final Amount	Batch Number	Prepared or Analyzed	Analyst	Lab
Total/NA	Analysis	8260B		1	10 mL	10 mL	373601	09/28/16 06:03	NC	TAL NSH
Total/NA	Analysis	8015C		1	5 mL	5 mL	373317	09/27/16 21:12	A1B	TAL NSH
Total/NA	Analysis	RSK-175		1	17 mL	17 mL	323029	09/29/16 13:27	JMO	TAL BUF
Total/NA	Prep	3010A			50.0 mL	50.0 mL	372750	09/23/16 16:47	CAH	TAL NSH
Total/NA	Analysis	6010B		1			374404	09/30/16 00:07	ADN	TAL NSH
Total/NA	Prep	351.2			20 mL	20 mL	372926	09/24/16 15:54	SDL	TAL NSH
Total/NA	Analysis	351.2		1			373282	09/26/16 10:24	PEK	TAL NSH
Total/NA	Analysis	353.2		1	50 mL	50 mL	373618	09/27/16 16:14	MJA	TAL NSH

Client Sample ID: MW8B

Date Collected: 09/19/16 15:10

Date Received: 09/23/16 09:25

Lab Sample ID: 490-112404-5

Matrix: Water

Prep Type	Batch Type	Batch Method	Run	Dil Factor	Initial Amount	Final Amount	Batch Number	Prepared or Analyzed	Analyst	Lab
Total/NA	Analysis	8260B		1	10 mL	10 mL	373601	09/28/16 06:33	NC	TAL NSH
Total/NA	Analysis	8015C		1	5 mL	5 mL	373317	09/27/16 21:43	A1B	TAL NSH
Total/NA	Analysis	RSK-175		1	17 mL	17 mL	323029	09/29/16 13:45	JMO	TAL BUF
Total/NA	Prep	3010A			50.0 mL	50.0 mL	372750	09/23/16 16:47	CAH	TAL NSH
Total/NA	Analysis	6010B		1			374404	09/30/16 00:12	ADN	TAL NSH
Total/NA	Prep	351.2			20 mL	20 mL	372926	09/24/16 15:54	SDL	TAL NSH
Total/NA	Analysis	351.2		1			373282	09/26/16 10:25	PEK	TAL NSH
Total/NA	Analysis	353.2		1	50 mL	50 mL	373618	09/27/16 16:16	MJA	TAL NSH

Client Sample ID: MW8C

Date Collected: 09/19/16 13:50

Date Received: 09/23/16 09:25

Lab Sample ID: 490-112404-6

Matrix: Water

Prep Type	Batch Type	Batch Method	Run	Dil Factor	Initial Amount	Final Amount	Batch Number	Prepared or Analyzed	Analyst	Lab
Total/NA	Analysis	8260B		1	10 mL	10 mL	373601	09/28/16 07:03	NC	TAL NSH
Total/NA	Analysis	8015C		1	5 mL	5 mL	373317	09/27/16 22:13	A1B	TAL NSH
Total/NA	Analysis	RSK-175		1	17 mL	17 mL	323029	09/29/16 14:02	JMO	TAL BUF
Total/NA	Prep	3010A			50.0 mL	50.0 mL	372750	09/23/16 16:47	CAH	TAL NSH
Total/NA	Analysis	6010B		1			374404	09/30/16 00:17	ADN	TAL NSH
Total/NA	Prep	351.2			20 mL	20 mL	372926	09/24/16 15:54	SDL	TAL NSH
Total/NA	Analysis	351.2		1			373282	09/26/16 10:28	PEK	TAL NSH
Total/NA	Analysis	353.2		1	50 mL	50 mL	373618	09/27/16 16:17	MJA	TAL NSH

Lab Chronicle

Client: AECOM
Project/Site: 22281.Fallston.EL (MD)

TestAmerica Job ID: 490-112404-1
SDG: 2400 Pleasantville Road, Fallston, MD

Client Sample ID: MW9
Date Collected: 09/21/16 15:30
Date Received: 09/23/16 09:25

Lab Sample ID: 490-112404-7
Matrix: Water

Prep Type	Batch Type	Batch Method	Run	Dil Factor	Initial Amount	Final Amount	Batch Number	Prepared or Analyzed	Analyst	Lab
Total/NA	Analysis	8260B		1	10 mL	10 mL	373601	09/28/16 07:32	NC	TAL NSH
Total/NA	Analysis	8015C		1	5 mL	5 mL	373317	09/27/16 22:44	A1B	TAL NSH
Total/NA	Analysis	RSK-175		1	17 mL	17 mL	323029	09/29/16 14:20	JMO	TAL BUF
Total/NA	Prep	3010A			50.0 mL	50.0 mL	372750	09/23/16 16:47	CAH	TAL NSH
Total/NA	Analysis	6010B		1			374404	09/30/16 00:22	ADN	TAL NSH
Total/NA	Prep	351.2			20 mL	20 mL	372926	09/24/16 15:54	SDL	TAL NSH
Total/NA	Analysis	351.2		1			373282	09/26/16 10:29	PEK	TAL NSH
Total/NA	Analysis	353.2		1	50 mL	50 mL	373618	09/27/16 16:18	MJA	TAL NSH

Client Sample ID: MW10
Date Collected: 09/21/16 16:35
Date Received: 09/23/16 09:25

Lab Sample ID: 490-112404-8
Matrix: Water

Prep Type	Batch Type	Batch Method	Run	Dil Factor	Initial Amount	Final Amount	Batch Number	Prepared or Analyzed	Analyst	Lab
Total/NA	Analysis	8260B		1	10 mL	10 mL	373601	09/28/16 08:02	NC	TAL NSH
Total/NA	Analysis	8015C		1	5 mL	5 mL	373317	09/27/16 23:15	A1B	TAL NSH
Total/NA	Analysis	RSK-175		1	17 mL	17 mL	323029	09/29/16 14:37	JMO	TAL BUF
Total/NA	Prep	3010A			50.0 mL	50.0 mL	372750	09/23/16 16:47	CAH	TAL NSH
Total/NA	Analysis	6010B		1			374404	09/30/16 00:27	ADN	TAL NSH
Total/NA	Prep	351.2			20 mL	20 mL	372926	09/24/16 15:54	SDL	TAL NSH
Total/NA	Analysis	351.2		1			373282	09/26/16 10:30	PEK	TAL NSH
Total/NA	Analysis	353.2		1	50 mL	50 mL	373618	09/27/16 16:20	MJA	TAL NSH

Client Sample ID: MW11
Date Collected: 09/21/16 16:20
Date Received: 09/23/16 09:25

Lab Sample ID: 490-112404-9
Matrix: Water

Prep Type	Batch Type	Batch Method	Run	Dil Factor	Initial Amount	Final Amount	Batch Number	Prepared or Analyzed	Analyst	Lab
Total/NA	Analysis	8260B		1	10 mL	10 mL	373601	09/28/16 08:32	NC	TAL NSH
Total/NA	Analysis	8015C		1	5 mL	5 mL	373317	09/27/16 23:46	A1B	TAL NSH
Total/NA	Analysis	RSK-175		1	17 mL	17 mL	323029	09/29/16 14:55	JMO	TAL BUF
Total/NA	Prep	3010A			50.0 mL	50.0 mL	372750	09/23/16 16:47	CAH	TAL NSH
Total/NA	Analysis	6010B		5			374529	09/30/16 12:58	ADN	TAL NSH
Total/NA	Prep	351.2			20 mL	20 mL	372926	09/24/16 16:16	SDL	TAL NSH
Total/NA	Analysis	351.2		1			373282	09/26/16 10:30	PEK	TAL NSH
Total/NA	Analysis	353.2		1	50 mL	50 mL	373618	09/27/16 16:21	MJA	TAL NSH

Lab Chronicle

Client: AECOM
Project/Site: 22281.Fallston.EL (MD)

TestAmerica Job ID: 490-112404-1
SDG: 2400 Pleasantville Road, Fallston, MD

Client Sample ID: MW12

Date Collected: 09/21/16 14:55

Date Received: 09/23/16 09:25

Lab Sample ID: 490-112404-10

Matrix: Water

Prep Type	Batch Type	Batch Method	Run	Dil Factor	Initial Amount	Final Amount	Batch Number	Prepared or Analyzed	Analyst	Lab
Total/NA	Analysis	8260B		1	10 mL	10 mL	373601	09/28/16 03:34	NC	TAL NSH
Total/NA	Analysis	8015C		1	5 mL	5 mL	373317	09/28/16 00:17	A1B	TAL NSH
Total/NA	Analysis	RSK-175		1	17 mL	17 mL	323029	09/29/16 15:12	JMO	TAL BUF
Total/NA	Prep	3010A			50.0 mL	50.0 mL	372750	09/23/16 16:47	CAH	TAL NSH
Total/NA	Analysis	6010B		1			374404	09/30/16 00:38	ADN	TAL NSH
Total/NA	Prep	351.2			20 mL	20 mL	372926	09/24/16 15:54	SDL	TAL NSH
Total/NA	Analysis	351.2		1			373282	09/26/16 10:13	PEK	TAL NSH
Total/NA	Analysis	353.2		1	50 mL	50 mL	373618	09/27/16 16:22	MJA	TAL NSH

Client Sample ID: MW13

Date Collected: 09/21/16 15:20

Date Received: 09/23/16 09:25

Lab Sample ID: 490-112404-11

Matrix: Water

Prep Type	Batch Type	Batch Method	Run	Dil Factor	Initial Amount	Final Amount	Batch Number	Prepared or Analyzed	Analyst	Lab
Total/NA	Analysis	8260B		1	10 mL	10 mL	373601	09/28/16 09:02	NC	TAL NSH
Total/NA	Analysis	8015C		1	5 mL	5 mL	373317	09/28/16 00:48	A1B	TAL NSH
Total/NA	Analysis	RSK-175		1	17 mL	17 mL	323029	09/29/16 15:30	JMO	TAL BUF
Total/NA	Prep	3010A			50.0 mL	50.0 mL	372750	09/23/16 16:47	CAH	TAL NSH
Total/NA	Analysis	6010B		1			374404	09/30/16 00:43	ADN	TAL NSH
Total/NA	Prep	351.2			20 mL	20 mL	372926	09/24/16 15:54	SDL	TAL NSH
Total/NA	Analysis	351.2		1			373282	09/26/16 10:16	PEK	TAL NSH
Total/NA	Analysis	353.2		1	50 mL	50 mL	373618	09/27/16 16:26	MJA	TAL NSH

Client Sample ID: HW3

Date Collected: 09/21/16 16:45

Date Received: 09/23/16 09:25

Lab Sample ID: 490-112404-12

Matrix: Water

Prep Type	Batch Type	Batch Method	Run	Dil Factor	Initial Amount	Final Amount	Batch Number	Prepared or Analyzed	Analyst	Lab
Total/NA	Analysis	8260B		1	10 mL	10 mL	373601	09/28/16 09:32	NC	TAL NSH
Total/NA	Analysis	8015C		1	5 mL	5 mL	373317	09/28/16 01:19	A1B	TAL NSH
Total/NA	Analysis	RSK-175		1	17 mL	17 mL	323029	09/29/16 15:47	JMO	TAL BUF
Total/NA	Prep	3010A			50.0 mL	50.0 mL	372750	09/23/16 16:47	CAH	TAL NSH
Total/NA	Analysis	6010B		1			374529	09/30/16 13:03	ADN	TAL NSH
Total/NA	Prep	351.2			20 mL	20 mL	372926	09/24/16 15:54	SDL	TAL NSH
Total/NA	Analysis	351.2		5			373285	09/26/16 10:56	PEK	TAL NSH
Total/NA	Analysis	353.2		1	50 mL	50 mL	373618	09/27/16 16:31	MJA	TAL NSH

Laboratory References:

TAL BUF = TestAmerica Buffalo, 10 Hazelwood Drive, Amherst, NY 14228-2298, TEL (716)691-2600

TAL NSH = TestAmerica Nashville, 2960 Foster Creighton Drive, Nashville, TN 37204, TEL (615)726-0177

Method Summary

Client: AECOM
Project/Site: 22281.Fallston.EL (MD)

TestAmerica Job ID: 490-112404-1
SDG: 2400 Pleasantville Road, Fallston, MD

Method	Method Description	Protocol	Laboratory
8260B	Volatile Organic Compounds (GC/MS)	SW846	TAL NSH
8015C	Nonhalogenated Organics using GC/FID -Modified (Gasoline Range Organics)	SW846	TAL NSH
RSK-175	Dissolved Gases (GC)	RSK	TAL BUF
6010B	Metals (ICP)	SW846	TAL NSH
351.2	Nitrogen, Total Kjeldahl	MCAWW	TAL NSH
353.2	Nitrogen, Nitrate-Nitrite	MCAWW	TAL NSH

Protocol References:

MCAWW = "Methods For Chemical Analysis Of Water And Wastes", EPA-600/4-79-020, March 1983 And Subsequent Revisions.

RSK = Sample Prep And Calculations For Dissolved Gas Analysis In Water Samples Using A GC Headspace Equilibration Technique, RSKSOP-175, Rev. 0, 8/11/94, USEPA Research Lab

SW846 = "Test Methods For Evaluating Solid Waste, Physical/Chemical Methods", Third Edition, November 1986 And Its Updates.

Laboratory References:

TAL BUF = TestAmerica Buffalo, 10 Hazelwood Drive, Amherst, NY 14228-2298, TEL (716)691-2600

TAL NSH = TestAmerica Nashville, 2960 Foster Creighton Drive, Nashville, TN 37204, TEL (615)726-0177

Certification Summary

Client: AECOM
 Project/Site: 22281.Fallston.EL (MD)

TestAmerica Job ID: 490-112404-1
 SDG: 2400 Pleasantville Road, Fallston, MD

Laboratory: TestAmerica Nashville

All certifications held by this laboratory are listed. Not all certifications are applicable to this report.

Authority	Program	EPA Region	Certification ID	Expiration Date
A2LA	A2LA		NA: NELAP & A2LA	12-31-17
A2LA	ISO/IEC 17025		0453.07	12-31-17
Alaska (UST)	State Program	10	UST-087	07-24-17
Arizona	State Program	9	AZ0473	05-05-17
Arkansas DEQ	State Program	6	88-0737	04-25-17
California	State Program	9	2938	10-31-16
Connecticut	State Program	1	PH-0220	12-31-17
Florida	NELAP	4	E87358	06-30-17
Georgia	State Program	4	N/A	12-31-17
Illinois	NELAP	5	200010	12-09-16 *
Iowa	State Program	7	131	04-01-18
Kansas	NELAP	7	E-10229	10-31-16 *
Kentucky (UST)	State Program	4	19	06-30-17
Kentucky (WW)	State Program	4	90038	12-31-16
Louisiana	NELAP	6	30613	06-30-17
Maine	State Program	1	TN00032	11-03-17
Maryland	State Program	3	316	03-31-17
Massachusetts	State Program	1	M-TN032	06-30-17
Minnesota	NELAP	5	047-999-345	12-31-16 *
Mississippi	State Program	4	N/A	06-30-16 *
Montana (UST)	State Program	8	NA	02-24-20
Nevada	State Program	9	TN00032	07-31-17
New Hampshire	NELAP	1	2963	10-09-16 *
New Jersey	NELAP	2	TN965	06-30-17
New York	NELAP	2	11342	03-31-17
North Carolina (WW/SW)	State Program	4	387	12-31-16
North Dakota	State Program	8	R-146	06-30-17
Ohio VAP	State Program	5	CL0033	07-10-17
Oklahoma	State Program	6	9412	08-31-17
Oregon	NELAP	10	TN200001	04-27-17
Pennsylvania	NELAP	3	68-00585	06-30-17
Rhode Island	State Program	1	LAO00268	12-30-16
South Carolina	State Program	4	84009 (001)	02-18-17
South Carolina (Do Not Use - DW)	State Program	4	84009 (002)	12-16-17
Tennessee	State Program	4	2008	02-23-17
Texas	NELAP	6	T104704077	08-31-17
USDA	Federal		P330-13-00306	10-30-16
Utah	NELAP	8	TN00032	07-31-17
Virginia	NELAP	3	460152	06-14-17
Washington	State Program	10	C789	07-19-17
West Virginia DEP	State Program	3	219	02-28-17
Wisconsin	State Program	5	998020430	08-31-17
Wyoming (UST)	A2LA	8	453.07	12-31-17

Laboratory: TestAmerica Buffalo

All certifications held by this laboratory are listed. Not all certifications are applicable to this report.

Authority	Program	EPA Region	Certification ID	Expiration Date
Arkansas DEQ	State Program	6	88-0686	07-06-17
California	State Program	9	1169CA	09-30-17

* Certification renewal pending - certification considered valid.

Certification Summary

Client: AECOM
Project/Site: 22281.Fallston.EL (MD)

TestAmerica Job ID: 490-112404-1
SDG: 2400 Pleasantville Road, Fallston, MD

Laboratory: TestAmerica Buffalo (Continued)

All certifications held by this laboratory are listed. Not all certifications are applicable to this report.

Authority	Program	EPA Region	Certification ID	Expiration Date
Connecticut	State Program	1	PH-0568	09-30-16 *
Florida	NELAP	4	E87672	06-30-17
Georgia	State Program	4	N/A	03-31-17
Georgia	State Program	4	956	03-31-17
Illinois	NELAP	5	200003	09-30-16 *
Iowa	State Program	7	374	03-01-17
Kansas	NELAP	7	E-10187	10-31-16
Kentucky (DW)	State Program	4	90029	12-31-16
Kentucky (UST)	State Program	4	30	03-31-17
Kentucky (WW)	State Program	4	90029	12-31-16
Louisiana	NELAP	6	02031	06-30-17
Maine	State Program	1	NY00044	12-04-16
Maryland	State Program	3	294	03-31-17
Massachusetts	State Program	1	M-NY044	06-30-17
Michigan	State Program	5	9937	03-31-17
Minnesota	NELAP	5	036-999-337	12-31-16
New Hampshire	NELAP Primary AB	1	2973	09-11-17
New Hampshire	NELAP Secondary AB	1	2337	11-17-16
New Jersey	NELAP	2	NY455	06-30-17
New York	NELAP	2	10026	03-31-17
North Dakota	State Program	8	R-176	03-31-17
Oklahoma	State Program	6	9421	08-31-17
Oregon	NELAP	10	NY200003	06-09-17
Pennsylvania	NELAP	3	68-00281	07-31-17
Rhode Island	State Program	1	LAO00328	12-30-16
Tennessee	State Program	4	TN02970	03-31-17
Texas	NELAP	6	T104704412-15-6	07-31-17
USDA	Federal		P330-11-00386	11-26-17
Virginia	NELAP	3	460185	09-14-17
Washington	State Program	10	C784	02-10-17
West Virginia DEP	State Program	3	252	09-30-16 *
Wisconsin	State Program	5	998310390	08-31-17

* Certification renewal pending - certification considered valid.



Cooler Received/Opened On 9/23/2016 @ 0925

Time Samples Removed From Cooler 1351 Time Samples Placed In Storage _____ (2 Hour Window)

1. Tracking # 9030 (last 4 digits, FedEx) Courier: FedEx

IR Gun ID 17960357 pH Strip Lot HC58117 Chlorine Strip Lot 71130

2. Temperature of rep. sample or temp blank when opened: 3.2 Degrees Celsius

3. If Item #2 temperature is 0°C or less, was the representative sample or temp blank frozen? YES NO NA

4. Were custody seals on outside of cooler? YES...NO...NA

If yes, how many and where: (1) Front

5. Were the seals intact, signed, and dated correctly? YES...NO...NA

6. Were custody papers inside cooler? YES...NO...NA

I certify that I opened the cooler and answered questions 1-6 (initial) man

7. Were custody seals on containers: YES NO and Intact YES...NO...NA

Were these signed and dated correctly? YES...NO...NA

8. Packing mat'l used? Bubblewrap Plastic bag Peanuts Vermiculite Foam Insert Paper Other None

9. Cooling process: Ice Ice-pack Ice (direct contact) Dry ice Other None

10. Did all containers arrive in good condition (unbroken)? YES...NO...NA

11. Were all container labels complete (#, date, signed, pres., etc)? YES...NO...NA

12. Did all container labels and tags agree with custody papers? YES...NO...NA

13a. Were VOA vials received? YES...NO...NA

b. Was there any observable headspace present in any VOA vial? YES...NO...NA

14. Was there a Trip Blank in this cooler? YES...NO...NA If multiple coolers, sequence # _____

I certify that I unloaded the cooler and answered questions 7-14 (initial) sew

15a. On pres'd bottles, did pH test strips suggest preservation reached the correct pH level? YES...NO...NA

b. Did the bottle labels indicate that the correct preservatives were used YES...NO...NA

16. Was residual chlorine present? YES...NO...NA

I certify that I checked for chlorine and pH as per SOP and answered questions 15-16 (initial) KA

17. Were custody papers properly filled out (ink, signed, etc)? YES...NO...NA

18. Did you sign the custody papers in the appropriate place? YES...NO...NA

19. Were correct containers used for the analysis requested? YES...NO...NA

20. Was sufficient amount of sample sent in each container? YES...NO...NA

I certify that I entered this project into LIMS and answered questions 17-20 (initial) KA

I certify that I attached a label with the unique LIMS number to each container (initial) KA

21. Were there Non-Conformance issues at login? YES...NO Was a NCM generated? YES...NO..# _____

TestAmerica Nashville

2960 Foster Creighton Drive
Nashville, TN 37204
Phone (615) 726-0177 Fax (615) 726-3404

Chain of Custody Record

180325

TestAmerica
THE LEADER IN ENVIRONMENTAL TESTING

BALTIMORE

Client Information		Sampler: <u>M. Parsons</u>		Lab PM: Salomon, Sherry		Carrier Tracking No(s):		COC No: 490-45956-12121.1	
Client Contact: Ms. Rachael Allen		Phone: <u>443-286-2673</u>		E-Mail: sherry.salomon@testamericainc.com				Page: <u>1</u> of <u>2</u>	
Company: AECOM		Due Date Requested:		Analysis Requested				Job #: <u>60146763</u>	
Address: 8000 Virginia Manor Road Suite 110		TAT Requested (days): <u>STD</u>		Field Filtered Sample (Yes or No)				Preservation Codes:	
City: Beltsville		PO #: Purchase Order Requested		Perform MS/MSD (Yes or No)				A - HCL M - Hexane B - NaOH N - None C - Zn Acetate O - AsNaO2 D - Nitric Acid P - Na2O4S E - NaHSO4 Q - Na2SO3 F - MeOH R - Na2S2SO3 G - Amchlor S - H2SO4 H - Ascorbic Acid T - TSP Dodecahydrate I - Ice U - Acetone J - DI Water V - MCAA K - EDTA W - ph 4-5 L - EDA Z - other (specify)	
State, Zip: MD, 20705		WO #: 2016 WO PENDING		8260B - Standard 8260 List + Oxygenates				Other:	
Phone: 301-289-3802(Tel) 301-289-3901(Fax)		Project #: 49008398 (ENFOS)		8016C - GRO - Standard GRO Range (C6-C10)					
Email: Rachael.Allen@aecom.com		ENFOS PROJECT#: 102324-FPPS		RSK_176 - Methane					
Project Name: 22281.Fallston.EL (MD)				6010B - Iron and Sulfur					
Site: 2400 Pleasantville Road, Fallston, MD				361.2 - Kjeldahl Nitrogen as N					
				363.2 - Nitrate Nitrite as N					
				354.2 - 6 - Oxygen Dissolved					
Sample Identification		Sample Date		Sample Time		Sample Type (C=Comp, G=grab)		Matrix (W=water, S=solid, O=waste/oil, BT=Tissue, A=Air)	
		Preservation Code:							
1 MW 4A		9/21/16		1420		G W		22 ✓ ✓ ✓ ✓ ✓ ✓ ✓ ✓	
2 MW 4B)		1410					
3 MW 6				1655					
4 MW 8A		9/19/16		1515					
5 MW 8B)		1510					
6 MW 8C				1350					
7 MW 9		9/21/16		1530					
8 MW 10)		1635					
9 MW 11				1620					
10 MW 12				1455					
11 MW 13				1520					
Possible Hazard Identification		<input checked="" type="checkbox"/> Non-Hazard <input type="checkbox"/> Flammable <input type="checkbox"/> Skin Irritant <input type="checkbox"/> Poison B <input type="checkbox"/> Unknown <input type="checkbox"/> Radiological		Sample Disposal (A fee may be assessed if samples are retained longer than 1 month)		<input type="checkbox"/> Return To Client <input type="checkbox"/> Disposal By Lab <input type="checkbox"/> Archive For _____ Months			
Deliverable Requested: I, II, III, IV, Other (specify)				Special Instructions/QC Requirements: 7-Eleven		2 Pages COC (one report)			
Empty Kit Relinquished by: <u>(Signature)</u>		Date: _____		Time: _____		Method of Shipment: _____			
Relinquished by: <u>(Signature) Parsons</u>		Date/Time: 9/22/16 / 1200		Company: AECOM		Received by: <u>(Signature)</u>		Date/Time: 9/22/16 / 1200 Company: ITA	
Relinquished by: <u>(Signature)</u>		Date/Time: 9/22/16 / 1422		Company: TA		Received by: <u>(Signature)</u>		Date/Time: 09-23-2016 09:25 Company: TAN	
Custody Seals Intact: <input type="checkbox"/> Yes <input type="checkbox"/> No		Custody Seal No.: _____		Cooler Temperature(s) °C and Other Remarks: 3:2					

1
2
3
4
5
6
7
8
9
10
11

Login Sample Receipt Checklist

Client: AECOM

Job Number: 490-112404-1
SDG Number: 2400 Pleasantville Road, Fallston, MD

Login Number: 112404

List Number: 1

Creator: Dawson, Keith M

List Source: TestAmerica Nashville

Question	Answer	Comment
Radioactivity wasn't checked or is \leq background as measured by a survey meter.	True	
The cooler's custody seal, if present, is intact.	True	
Sample custody seals, if present, are intact.	N/A	
The cooler or samples do not appear to have been compromised or tampered with.	True	
Samples were received on ice.	True	
Cooler Temperature is acceptable.	True	
Cooler Temperature is recorded.	True	
COC is present.	True	
COC is filled out in ink and legible.	True	
COC is filled out with all pertinent information.	True	
Is the Field Sampler's name present on COC?	True	
There are no discrepancies between the containers received and the COC.	True	
Samples are received within Holding Time (excluding tests with immediate HTs)	True	
Sample containers have legible labels.	True	
Containers are not broken or leaking.	True	
Sample collection date/times are provided.	True	
Appropriate sample containers are used.	True	
Sample bottles are completely filled.	True	
Sample Preservation Verified.	N/A	
There is sufficient vol. for all requested analyses, incl. any requested MS/MSDs	True	
Containers requiring zero headspace have no headspace or bubble is <math><6\text{mm}</math> (1/4").	True	
Multiphasic samples are not present.	True	
Samples do not require splitting or compositing.	True	
Residual Chlorine Checked.	N/A	



Login Sample Receipt Checklist

Client: AECOM

Job Number: 490-112404-1
SDG Number: 2400 Pleasantville Road, Fallston, MD

Login Number: 112404
List Number: 2
Creator: Hulbert, Michael J

List Source: TestAmerica Buffalo
List Creation: 09/27/16 03:02 PM

Question	Answer	Comment
Radioactivity either was not measured or, if measured, is at or below background	True	
The cooler's custody seal, if present, is intact.	True	
The cooler or samples do not appear to have been compromised or tampered with.	True	
Samples were received on ice.	True	
Cooler Temperature is acceptable.	True	
Cooler Temperature is recorded.	True	4.7 #1
COC is present.	True	
COC is filled out in ink and legible.	True	
COC is filled out with all pertinent information.	True	
Is the Field Sampler's name present on COC?	True	
There are no discrepancies between the sample IDs on the containers and the COC.	True	
Samples are received within Holding Time (Excluding tests with immediate HTs)..	True	
Sample containers have legible labels.	True	
Containers are not broken or leaking.	True	
Sample collection date/times are provided.	True	
Appropriate sample containers are used.	True	
Sample bottles are completely filled.	True	
Sample Preservation Verified	True	
There is sufficient vol. for all requested analyses, incl. any requested MS/MSDs	True	
VOA sample vials do not have headspace or bubble is <6mm (1/4") in diameter.	True	
If necessary, staff have been informed of any short hold time or quick TAT needs	True	
Multiphasic samples are not present.	True	
Samples do not require splitting or compositing.	True	
Sampling Company provided.	True	
Samples received within 48 hours of sampling.	False	
Samples requiring field filtration have been filtered in the field.	N/A	
Chlorine Residual checked.	N/A	



ATTACHMENT B

Laboratory Analytical Results (On-Site Potable Well)

FOUNTAIN VALLEY ANALYTICAL LABORATORY, INC.

1413 Old Taneytown Rd. Westminster, MD (410) 848-1014 (410) 876-4554 FAX (410) 848-0298

REPORT OF ANALYSIS

Laboratory ID #: 109963 Account #: 3705
Reference: 7-Eleven Store #22281 Company: Sadler Enterprises
Location: 2400 Pleasantville Road Requested By: Howard Sadler
Fallston, MD 21047 Source: Well Water
Date/ Time Collected: 9/14/2016 1242 Site: Hand Sink in Back Room
Date/Time Rec'd: 9/14/2016 1440 Treatment: *
Chlorine ppm: Free: ND Total: ND pH: 5.7
Collected By: R. Ott 4269RO Well #: HA-73-6355

PARAMETERS	RESULTS	UNITS	REFERENCE	METHOD	DATE/TIME/ANALYST
Bacteria, Coliform, Total, MPN	<1.0	MPN/ 100 ml	<1.0	SM18 9223	9/15/2016 / 1000 / LLO
Bacteria, E. coli, MPN	<1.0	MPN/ 100 ml	<1.0	SM18 9223	9/15/2016 / 1000 / LLO

NOTES

- 1 MPN/ 100 ml = Most Probable Number [of viable bacteria] per 100 ml of sample.
- 2 pH & chlorine tested on site
- 3 Results less than or within the reference range are considered satisfactory and within potable water limits at the time of sampling.
- 4 ND:None Detected
- 5 Visual well check: Sealed, vented cap
- 6 *Carbon Tanks/ UV Light/ Sediment Filter, after Soda Ash Injector

Reason for Test : HaCHD

Date Reported: 9/20/2016

Reviewed By: 

FOUNTAIN VALLEY ANALYTICAL LABORATORY, INC.

1413 Old Taneytown Rd. • Westminster, MD 21158 • MD State Certification #133

(410) 848-1014 • (410) 876-4554 • FAX (410) 848-0298

VOLATILE ORGANIC WATER ANALYSIS REPORT

LAB ID #	109964	Sadler Enterprises	Account #	3705
Location:	7 Eleven Store #22281	2400 Pleasantville Road	Work Order #	72907
	Fallston, MD 21047		Requested by	Howard Sadler
Date & Time Collected:	9/14/16	1205	Source:	Well
Collected by:	R. Ott	4269RO	Treatment:	Hand Sink in Backroom (Post Treatment) Sample Collected After Soda Ash Injector, Carbon Tanks, Sediment Filter & UV Light

CONTAMINANT	EPA CONT ID	MCL (PPB)	ACTUAL LEVEL	CONTAMINANT	EPA CONT ID	ACTUAL LEVEL
REGULATED				UNREGULATED		
Benzene	2990	5	ND	Bromobenzene	2993	ND
Carbon Tetrachloride	2982	5	ND	Bromochloromethane	2430	ND
o-Dichlorobenzene	2968	600	ND	Bromomethane	2214	ND
p-Dichlorobenzene	2969	75	ND	n-Butylbenzene	2422	ND
1,2-Dichloroethane	2980	5	ND	Sec-butylbenzene	2428	ND
1, 1-Dichloroethene	2977	7	ND	Tert-butylbenzene	2426	ND
cis-1,2-Dichloroethene	2380	70	ND	Chloroethane	2216	ND
trans-1,2-Dichloroethene	2979	100	ND	o-Chlorotoluene	2965	ND
Dichloromethane	2964	5	ND	p-Chlorotoluene	2966	ND
1,2-Dichloropropane	2983	5	ND	m-Dichlorobenzene	2967	ND
Ethylbenzene	2992	700	ND	1,1 -Dichloroethane	2978	ND
Monochlorobenzene	2989	100	ND	1,3-Dichloropropane	2412	ND
Styrene	2996	100	ND	2,2-Dichloropropane	2416	ND
Tetrachloroethene (PCE)	2987	5	ND	1,1 -Dichloropropene	2410	ND
Toluene	2991	1000	ND	cis-1,3-Dichloropropene	2413	ND
1,2,4-Trichlorobenzene	2378	70	ND	trans-1,3-Dichloropropene	2413	ND
1,1,1-Trichloroethane	2981	200	ND	Dichlorodifluoromethane	2212	ND
1,1,2-Trichloroethane	2985	5	ND	Hexachlorobutadiene	2246	ND
Trichloroethene (TCE)	2984	5	ND	Isopropylbenzene	2994	ND
Vinyl Chloride	2976	2	ND	p-Isopropyltoluene	2030	ND
Xylenes (Total)	2955	10000	ND	MTBE	2251	ND
TRIHALOMETHANES				Naphthalene	2248	ND
Bromodichloromethane	2943		ND	n-Propylbenzene	2998	ND
Bromoform	2942		ND	1,1,1,2-Tetrachloroethane	2986	ND
Chloroform	2941		ND	1,1,2,2-Tetrachloroethane	2988	ND
Dibromochloromethane	2944		ND	1,2,3-Trichlorobenzene	2420	ND
ADDITIONAL COMPOUNDS				Trichlorofluoromethane	2218	ND
1,2-Dibromoethane (EDB)			ND	1,2,3-Trichloropropane	2414	ND
1,2-Dibromo-3-chloropropane			ND	1,2,4-Trimethylbenzene	2418	ND
Tert-Amyl methyl ether (TAME)			ND	1,3,5-Trimethylbenzene	2424	ND
Ethyl tert-butyl ether (ETBE)			ND	m, p-xylene	2995	ND
Diisopropyl ether (DIPE)			ND	o-xylene	2997	ND
Tert-Amyl Ethyl ether (TAEE)			ND			
Tert-Butyl Alcohol (TBA)			ND			
Dibromomethane			ND			
Chloromethane			ND			

NOTES:

- 1) MCL: Maximum Contaminant Level
- 2) Detection limits: 0.50 PPB except for tert Butyl Alcohol: 5.0 PPB
- 3) ND: None Detected
- 4) PPB: Parts Per Billion (micrograms per liter)
- 5) Sub-contracted to Lab #128, method EPA 524.2, Date Analyzed: 9/20/16, Tech: DD

Date Reported: 10/4/16

Reviewed by: 

FOUNTAIN VALLEY ANALYTICAL LABORATORY, INC.

1413 Old Taneytown Rd. Westminster, MD (410) 848-1014 (410) 876-4554 FAX (410) 848-0298

REPORT OF ANALYSIS

Laboratory ID #: 109965 Account #: 3705
Reference: 7-Eleven Store #22281 Company: Sadler Enterprises
Location: 2400 Pleasantville Road Requested By: Howard Sadler
Fallston, MD 21047 Source: Well Water
Date/ Time Collected: 9/14/2016 1248 Site: Mid Treatment Tap #2
Date/Time Rec'd: 9/14/2016 1440 Treatment: *
Chlorine ppm: Free: ND Total: ND pH: 6.0
Collected By: R. Ott 4269RO Well #: HA-73-6355

PARAMETERS	RESULTS	UNITS	REFERENCE	METHOD	DATE/TIME/ANALYST
Bacteria, Coliform, Total, MPN	<1.0	MPN/ 100 ml	<1.0	SM18 9223	9/15/2016 / 1000 / LLO
Bacteria, E. coli, MPN	<1.0	MPN/ 100 ml	<1.0	SM18 9223	9/15/2016 / 1000 / LLO

NOTES

- 1 MPN/ 100 ml = Most Probable Number [of viable bacteria] per 100 ml of sample.
- 2 pH & chlorine tested on site
- 3 Results less than or within the reference range are considered satisfactory and within potable water limits at the time of sampling.
- 4 ND = None Detected
- 5 Visual well check: Sealed, vented cap
- 6 *Collected After Soda Ash Injector/1st & 2nd Carbon Tank, prior to UV Light/ Sed. Filter/ 3rd Carbon

Reason for Test : HaCHD

Date Reported: 9/20/2016

Reviewed By: 

FOUNTAIN VALLEY ANALYTICAL LABORATORY, INC.

1413 Old Taneytown Rd. • Westminster, MD 21158 • MD State Certification #133

(410) 848-1014 • (410) 876-4554 • FAX (410) 848-0298

VOLATILE ORGANIC WATER ANALYSIS REPORT


LAB ID #	109966	Sadler Enterprises	Account # 3705
		7 Eleven Store #22281	Work Order # 72909
Location:		2400 Pleasantville Road	Requested by Howard Sadler
		Fallston, MD 21074	Source: Well
Date & Time Collected:		9/14/16 1213	Site: Mid Treatment Tap #2
Collected by:		R. Ott 4269RO	Treatment: Sample Collected After Soda Ash Injector & 2 Carbon Tanks, but prior to 3 rd Carbon Tank, Sediment Filter & UV Light

CONTAMINANT	EPA CONT ID	MCL (PPB)	ACTUAL LEVEL	CONTAMINANT	EPA CONT ID	ACTUAL LEVEL
REGULATED				UNREGULATED		
Benzene	2990	5	ND	Bromobenzene	2993	ND
Carbon Tetrachloride	2982	5	ND	Bromochloromethane	2430	ND
o-Dichlorobenzene	2968	600	ND	Bromomethane	2214	ND
p-Dichlorobenzene	2969	75	ND	n-Butylbenzene	2422	ND
1,2-Dichloroethane	2980	5	ND	Sec-butylbenzene	2428	ND
1, 1-Dichloroethene	2977	7	ND	Tert-butylbenzene	2426	ND
cis-1,2-Dichloroethene	2380	70	ND	Chloroethane	2216	ND
trans-1,2-Dichloroethene	2979	100	ND	o-Chlorotoluene	2965	ND
Dichloromethane	2964	5	ND	p-Chlorotoluene	2966	ND
1,2-Dichloropropane	2983	5	ND	m-Dichlorobenzene	2967	ND
Ethylbenzene	2992	700	ND	1,1 -Dichloroethane	2978	ND
Monochlorobenzene	2989	100	ND	1,3-Dichloropropane	2412	ND
Styrene	2996	100	ND	2,2-Dichloropropane	2416	ND
Tetrachloroethene (PCE)	2987	5	ND	1,1-Dichloropropene	2410	ND
Toluene	2991	1000	ND	cis-1,3-Dichloropropene	2413	ND
1,2,4-Trichlorobenzene	2378	70	ND	trans-1,3-Dichloropropene	2413	ND
1,1,1-Trichloroethane	2981	200	ND	Dichlorodifluoromethane	2212	ND
1,1,2-Trichloroethane	2985	5	ND	Hexachlorobutadiene	2246	ND
Trichloroethene (TCE)	2984	5	ND	Isopropylbenzene	2994	ND
Vinyl Chloride	2976	2	ND	p-Isopropyltoluene	2030	ND
Xylenes (Total)	2955	10000	ND	MTBE	2251	ND
TRIALOMETHANES				Naphthalene	2248	ND
Bromodichloromethane	2943		ND	n-Propylbenzene	2998	ND
Bromoform	2942		ND	1,1,1,2-Tetrachloroethane	2986	ND
Chloroform	2941		ND	1,1 2,2-Tetrachloroethane	2988	ND
Dibromochloromethane	2944		ND	1,2,3-Trichlorobenzene	2420	ND
ADDITIONAL COMPOUNDS				Trichlorofluoromethane	2218	ND
1,2-Dibromoethane (EDB)			ND	1 2,3-Trichloropropane	2414	ND
1,2-Dibromo-3-chloropropane			ND	1,2,4-Trimethylbenzene	2418	ND
Tert-Amyl methyl ether (TAME)			ND	1,3,5-Trimethylbenzene	2424	ND
Ethyl tert-butyl ether (ETBE)			ND	m, p-xylene	2995	ND
Diisopropyl ether (DIPE)			ND	o-xylene	2997	ND
Tert-Amyl Ethyl ether (TAEE)			ND			
Tert-Butyl Alcohol (TBA)			ND			
Dibromomethane			ND			
Chloromethane			ND			

NOTES:

- 1) MCL: Maximum Contaminant Level
- 2) Detection limits: 0.50 PPB except for tert Butyl Alcohol: 5.0 PPB
- 3) ND: None Detected
- 4) PPB: Parts Per Billion (micrograms per liter)
- 5) Sub-contracted to Lab #128, method EPA 524.2, Date Analyzed: 9/20/16, Tech: DD

Date Reported: 10/4/16

Reviewed by: 

FOUNTAIN VALLEY ANALYTICAL LABORATORY, INC.

1413 Old Taneytown Rd. Westminster, MD (410) 848-1014 (410) 876-4554 FAX (410) 848-0298

REPORT OF ANALYSIS

Laboratory ID #: 109967 Account #: 3705
Reference: 7-Eleven Store #22281 Company: Sadler Enterprises
Location: 2400 Pleasantville Road Requested By: Howard Sadler
Fallston, MD 21047 Source: Well Water
Date/ Time Collected: 9/14/2016 1255 Site: Mid Treatment Tap #1
Date/Time Rec'd: 9/14/2016 1440 Treatment: *
Chlorine ppm: Free: ND Total: ND pH: 6.1
Collected By: R. Ott 4269RO Well #: HA-73-6355

PARAMETERS	RESULTS	UNITS	REFERENCE	METHOD	DATE/TIME/ANALYST
Bacteria, Coliform, Total, MPN	<1.0	MPN/ 100 ml	<1.0	SM18 9223	9/15/2016 / 1000 / LLO
Bacteria, E. coli, MPN	<1.0	MPN/ 100 ml	<1.0	SM18 9223	9/15/2016 / 1000 / LLO

NOTES

- 1 MPN/ 100 ml = Most Probable Number [of viable bacteria] per 100 ml of sample.
- 2 pH & chlorine tested on site
- 3 Results less than or within the reference range are considered satisfactory and within potable water limits at the time of sampling.
- 4 ND = None Detected
- 5 Visual well check: Sealed, vented cap
- 6 *Collected After Soda Ash Injector/1st Carbon Tank, prior to UV Light/ Sed. Filter/ 2nd & 3rd Carbon

Reason for Test : HaCHD

Date Reported: 9/15/2016

Reviewed By: 

FOUNTAIN VALLEY ANALYTICAL LABORATORY, INC.

1413 Old Taneytown Rd. • Westminster, MD 21158 • MD State Certification #133

(410) 848-1014 • (410) 876-4554 • FAX (410) 848-0298

VOLATILE ORGANIC WATER ANALYSIS REPORT


LAB ID #	109968	Sadler Enterprises	Account # 3705
Location:	7 Eleven Store #22281	Work Order # 72911	
	2400 Pleasantville Road	Requested by Howard Sadler	
	Fallston, MD 21047	Source: Well	
Date & Time Collected:	9/14/16 1225	Site: Mid Treatment Tap #1	
Collected by:	R. Ott 4269RO	Treatment: Sample Collected After Soda Ash Injector & 1st Carbon Tank, but prior to 2 nd & 3 rd Carbon Tank, Sediment Filter & UV Light	

CONTAMINANT	EPA CONT ID	MCL (PPB)	ACTUAL LEVEL	CONTAMINANT	EPA CONT ID	ACTUAL LEVEL
REGULATED				UNREGULATED		
Benzene	2990	5	ND	Bromobenzene	2993	ND
Carbon Tetrachloride	2982	5	ND	Bromochloromethane	2430	ND
o-Dichlorobenzene	2968	600	ND	Bromomethane	2214	ND
p-Dichlorobenzene	2969	75	ND	n-Butylbenzene	2422	ND
1,2-Dichloroethane	2980	5	ND	Sec-butylbenzene	2428	ND
1, 1-Dichloroethene	2977	7	ND	Tert-butylbenzene	2426	ND
cis-1,2-Dichloroethene	2380	70	ND	Chloroethane	2216	ND
trans-1,2-Dichloroethene	2979	100	ND	o-Chlorotoluene	2965	ND
Dichloromethane	2964	5	ND	p-Chlorotoluene	2966	ND
1,2-Dichloropropane	2983	5	ND	m-Dichlorobenzene	2967	ND
Ethylbenzene	2992	700	ND	1,1 -Dichloroethane	2978	ND
Monochlorobenzene	2989	100	ND	1,3-Dichloropropane	2412	ND
Styrene	2996	100	ND	2,2-Dichloropropane	2416	ND
Tetrachloroethene (PCE)	2987	5	ND	1,1 -Dichloropropene	2410	ND
Toluene	2991	1000	ND	cis-1,3-Dichloropropene	2413	ND
1,2,4-Trichlorobenzene	2378	70	ND	trans-1,3-Dichloropropene	2413	ND
1,1,1-Trichloroethane	2981	200	ND	Dichlorodifluoromethane	2212	ND
1,1,2-Trichloroethane	2985	5	ND	Hexachlorobutadiene	2246	ND
Trichloroethene (TCE)	2984	5	ND	Isopropylbenzene	2994	ND
Vinyl Chloride	2976	2	ND	p-Isopropyltoluene	2030	ND
Xylenes (Total)	2955	10000	ND	MTBE	2251	ND
TRihalOMETHANES				Naphthalene	2248	ND
Bromodichloromethane	2943		ND	n-Propylbenzene	2998	ND
Bromoform	2942		ND	1,1,1,2-Tetrachloroethane	2986	ND
Chloroform	2941		ND	1,1 2,2-Tetrachloroethane	2988	ND
Dibromochloromethane	2944		ND	1,2,3-Trichlorobenzene	2420	ND
ADDITIONAL COMPOUNDS				Trichlorofluoromethane	2218	ND
1,2-Dibromoethane (EDB)			ND	1 2,3-Trichloropropane	2414	ND
1,2-Dibromo-3-chloropropane			ND	1,2,4-Trimethylbenzene	2418	ND
Tert-Amyl methyl ether (TAME)			ND	1,3,5-Trimethylbenzene	2424	ND
Ethyl tert-butyl ether (ETBE)			ND	m, p-xylene	2995	ND
Diisopropyl ether (DIPE)			ND	o-xylene	2997	ND
Tert-Amyl Ethyl ether (TAEE)			ND			
Tert-Butyl Alcohol (TBA)			ND			
Dibromomethane			ND			
Chloromethane			ND			

NOTES:

- 1) MCL: Maximum Contaminant Level
- 2) Detection limits: 0.50 PPB except for tert Butyl Alcohol: 5.0 PPB
- 3) ND: None Detected
- 4) PPB: Parts Per Billion (micrograms per liter)
- 5) Sub-contracted to Lab #128, method EPA 524.2, Date Analyzed: 9/20/16, Tech: DD

Date Reported: 10/4/16

Reviewed by: 

FOUNTAIN VALLEY ANALYTICAL LABORATORY, INC.

1413 Old Taneytown Rd. Westminster, MD (410) 848-1014 (410) 876-4554 FAX (410) 848-0298

REPORT OF ANALYSIS

Laboratory ID #: 109969 Account #: 3705
Reference: 7-Eleven Store #22281 Company: Sadler Enterprises
Location: 2400 Pleasantville Road Requested By: Howard Sadler
Fallston, MD 21047 Source: Well Water
Date/ Time Collected: 9/14/2016 1300 Site: Pre-Treatment Tap
Date/Time Rec'd: 9/14/2016 1440 Treatment: *
Chlorine ppm: Free: ND Total: ND pH: 5.9
Collected By: R. Ott 4269RO Well #: HA-73-6355


PARAMETERS	RESULTS	UNITS	REFERENCE	METHOD	DATE/TIME/ANALYST
Bacteria, Coliform, Total, MPN	<1.0	MPN/ 100 ml	<1.0	SM18 9223	9/15/2016 / 1000 / LLO
Bacteria, E. coli, MPN	<1.0	MPN/ 100 ml	<1.0	SM18 9223	9/15/2016 / 1000 / LLO

NOTES

- 1 MPN/ 100 ml = Most Probable Number [of viable bacteria] per 100 ml of sample.
- 2 pH & chlorine tested on site
- 3 Results less than or within the reference range are considered satisfactory and within potable water limits at the time of sampling.
- 4 ND = None Detected
- 5 Visual well check: Sealed, vented cap
- 6 *Sample Collected Prior to Carbon Tanks/ UV Light/ Sediment Filter, after Soda Ash Injector

Reason for Test : HaCHD

Date Reported: 9/20/2016

Reviewed By: 

FOUNTAIN VALLEY ANALYTICAL LABORATORY, INC.

1413 Old Taneytown Rd. • Westminster, MD 21158 • MD State Certification #133

(410) 848-1014 • (410) 876-4554 • FAX (410) 848-0298

VOLATILE ORGANIC WATER ANALYSIS REPORT

LAB ID # **109970**

Sadler Enterprises
7 Eleven Store #22281
2400 Pleasantville Road
Fallston, MD 21047
Date & Time Collected: 9/14/16 1234
Collected by: R. Ott 4269RO


Account # 3705
Work Order # 72913
Requested by Howard Sadler
Source: Well
Site: Pre-Treatment Tap
Treatment: Sample collected Prior to Carbon Tanks,
Sediment Filter & UV Light, but after Soda
Ash Injector

CONTAMINANT	EPA CONT ID	MCL (PPB)	ACTUAL LEVEL	CONTAMINANT	EPA CONT ID	ACTUAL LEVEL
REGULATED				UNREGULATED		
Benzene	2990	5	ND	Bromobenzene	2993	ND
Carbon Tetrachloride	2982	5	ND	Bromochloromethane	2430	ND
o-Dichlorobenzene	2968	600	ND	Bromomethane	2214	ND
p-Dichlorobenzene	2969	75	ND	n-Butylbenzene	2422	ND
1,2-Dichloroethane	2980	5	ND	Sec-butylbenzene	2428	ND
1, 1-Dichloroethene	2977	7	ND	Tert-butylbenzene	2426	ND
cis-1,2-Dichloroethene	2380	70	ND	Chloroethane	2216	ND
trans-1,2-Dichloroethene	2979	100	ND	o-Chlorotoluene	2965	ND
Dichloromethane	2964	5	ND	p-Chlorotoluene	2966	ND
1,2-Dichloropropane	2983	5	ND	m-Dichlorobenzene	2967	ND
Ethylbenzene	2992	700	ND	1,1 -Dichloroethane	2978	ND
Monochlorobenzene	2989	100	ND	1,3-Dichloropropane	2412	ND
Styrene	2996	100	ND	2,2-Dichloropropane	2416	ND
Tetrachloroethene (PCE)	2987	5	ND	1,1 -Dichloropropene	2410	ND
Toluene	2991	1000	ND	cis-1,3-Dichloropropene	2413	ND
1,2,4-Trichlorobenzene	2378	70	ND	trans-1,3-Dichloropropene	2413	ND
1,1,1-Trichloroethane	2981	200	ND	Dichlorodifluoromethane	2212	ND
1,1,2-Trichloroethane	2985	5	ND	Hexachlorobutadiene	2246	ND
Trichloroethene (TCE)	2984	5	ND	Isopropylbenzene	2994	ND
Vinyl Chloride	2976	2	ND	p-Isopropyltoluene	2030	ND
Xylenes (Total)	2955	10000	ND	MTBE	2251	ND
TRihalOMETHANES				Naphthalene	2248	ND
Bromodichloromethane	2943		ND	n-Propylbenzene	2998	ND
Bromoform	2942		ND	1,1,1,2-Tetrachloroethane	2986	ND
Chloroform	2941		ND	1,1 2,2-Tetrachloroethane	2988	ND
Dibromochloromethane	2944		ND	1,2,3-Trichlorobenzene	2420	ND
ADDITIONAL COMPOUNDS				Trichlorofluoromethane	2218	ND
1,2-Dibromoethane (EDB)			ND	1 2,3-Trichloropropane	2414	ND
1,2-Dibromo-3-chloropropane			ND	1,2,4-Trimethylbenzene	2418	ND
Tert-Amyl methyl ether (TAME)			ND	1,3,5-Trimethylbenzene	2424	ND
Ethyl tert-butyl ether (ETBE)			ND	m, p-xylene	2995	ND
Diisopropyl ether (DIPE)			ND	o-xylene	2997	ND
Tert-Amyl Ethyl ether (TAEE)			ND			
Tert-Butyl Alcohol (TBA)			ND			
Dibromomethane			ND			
Chloromethane			ND			

NOTES:

1. MCL: Maximum Contaminant Level
2. Detection limits: 0.50 PPB except for tert Butyl Alcohol: 5.0 PPB
3. ND: None Detected
4. PPB: Parts Per Billion (micrograms per liter)
5. Sub-contracted to Lab #128, method EPA 524.2, Date Analyzed: 9/20/16, Tech: DD

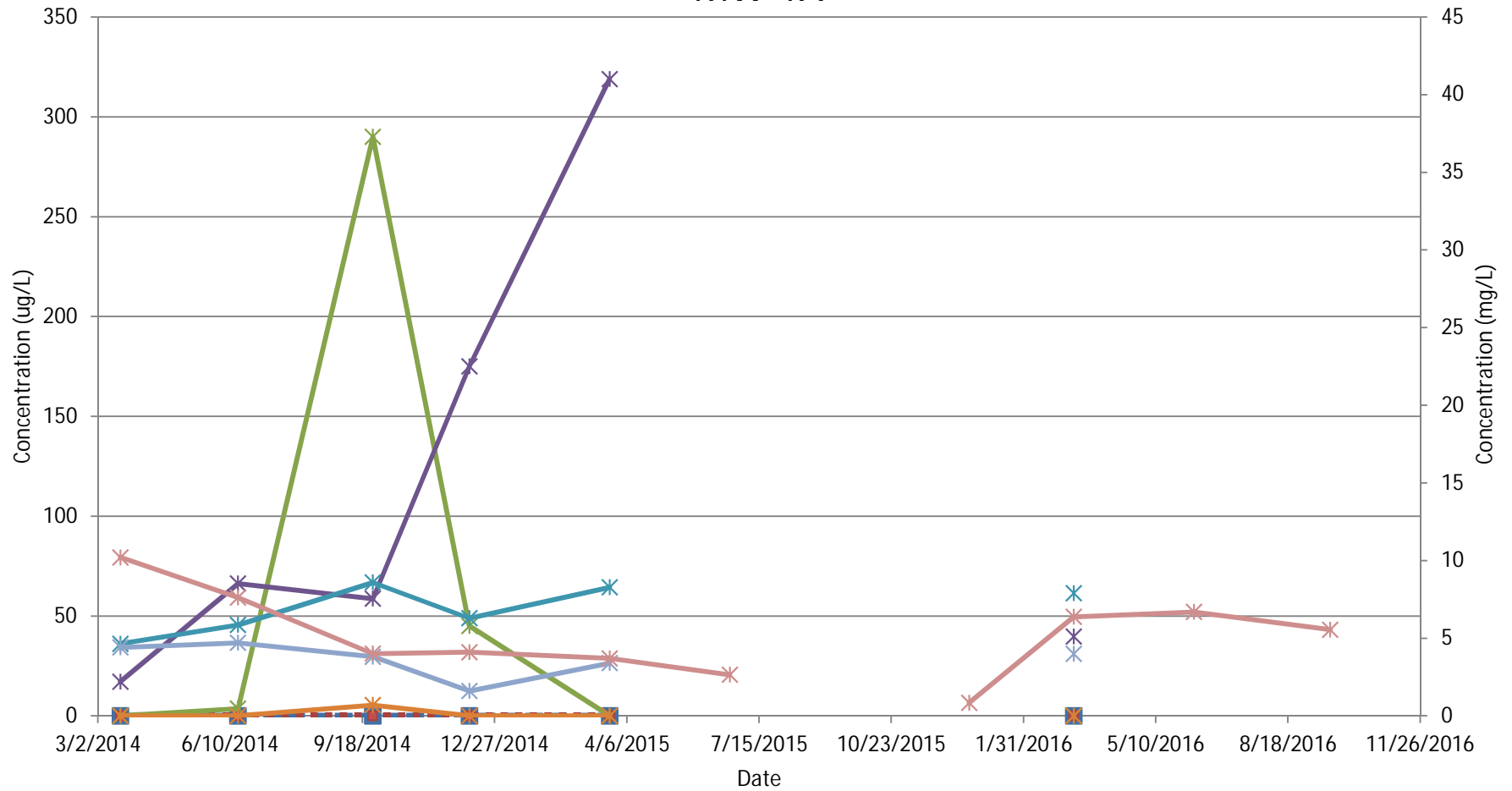
Date Reported: 10/4/16

Reviewed by: 

ATTACHMENT C

**Natural Attenuation Parameters and Dissolved
Hydrocarbons Concentration Trend Graphs**

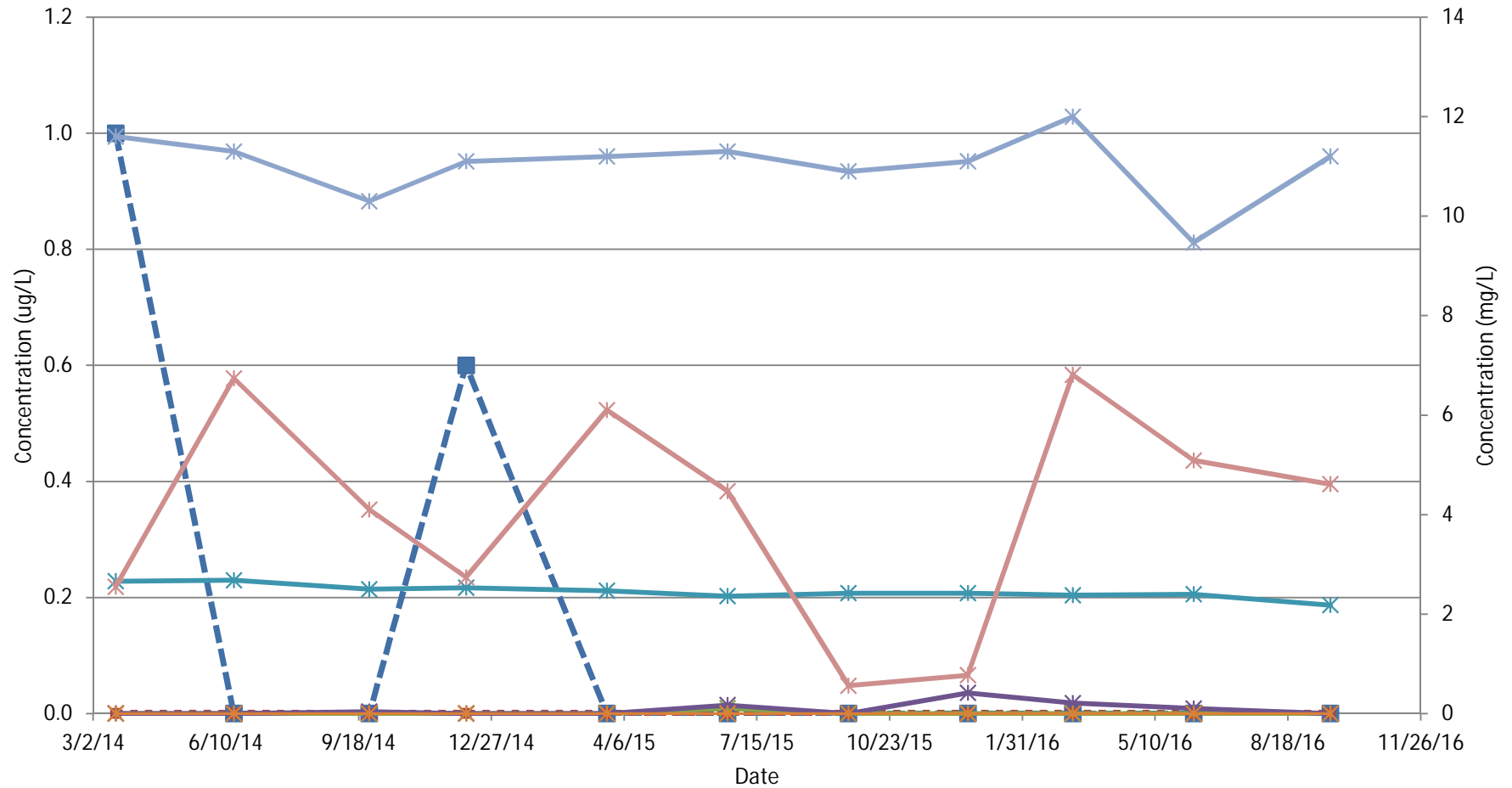
Natural Attenuation Parameters and Dissolved Hydrocarbon Concentrations Trend Graph MW-1A



Note: A concentration of 0 (µg/l or mg/l) indicates that the result was below the laboratory detection limit.

- MTBE (µg/L)
- Methane (µg/L)
- Sulfur (mg/L)
- Total Nitrate/Nitrite Nitrogen (mg/L)
- TPH-GRO (µg/L)
- Iron (mg/L)
- Kjeldahl Nitrogen (mg/L)
- DO (mg/L)

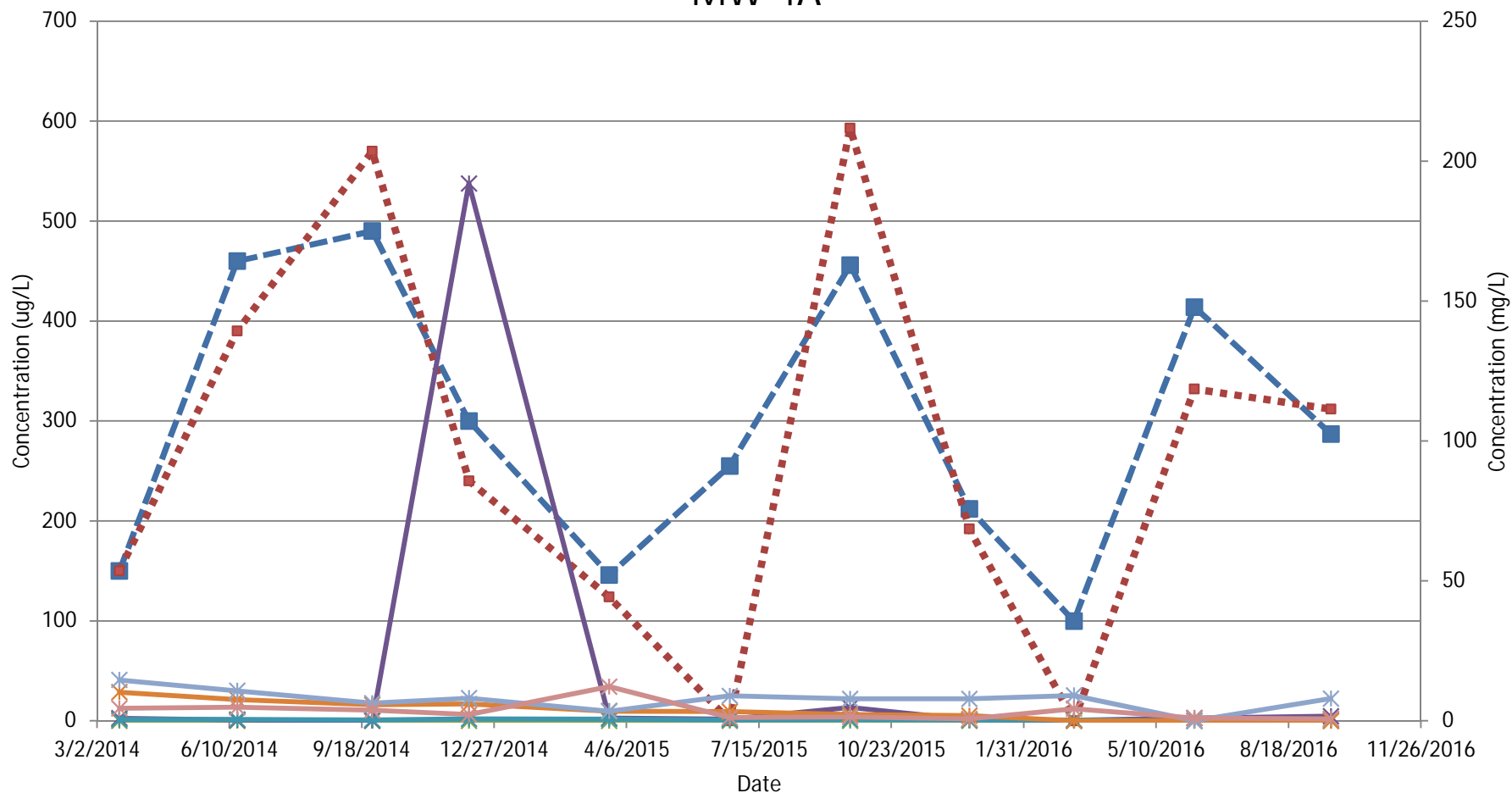
Natural Attenuation Parameters and Dissolved Hydrocarbon Concentrations Trend Graph MW-4B



Note: A concentration of 0 (µg/l or mg/l) indicates that the result was below the laboratory detection limit.

- MTBE (µg/L)
- TPH-GRO (µg/L)
- * Methane (µg/L)
- * Iron (mg/L)
- * Sulfur (mg/L)
- * Kjeldahl Nitrogen (mg/L)
- * Total Nitrate/Nitrite Nitrogen (mg/L)
- * DO (mg/L)

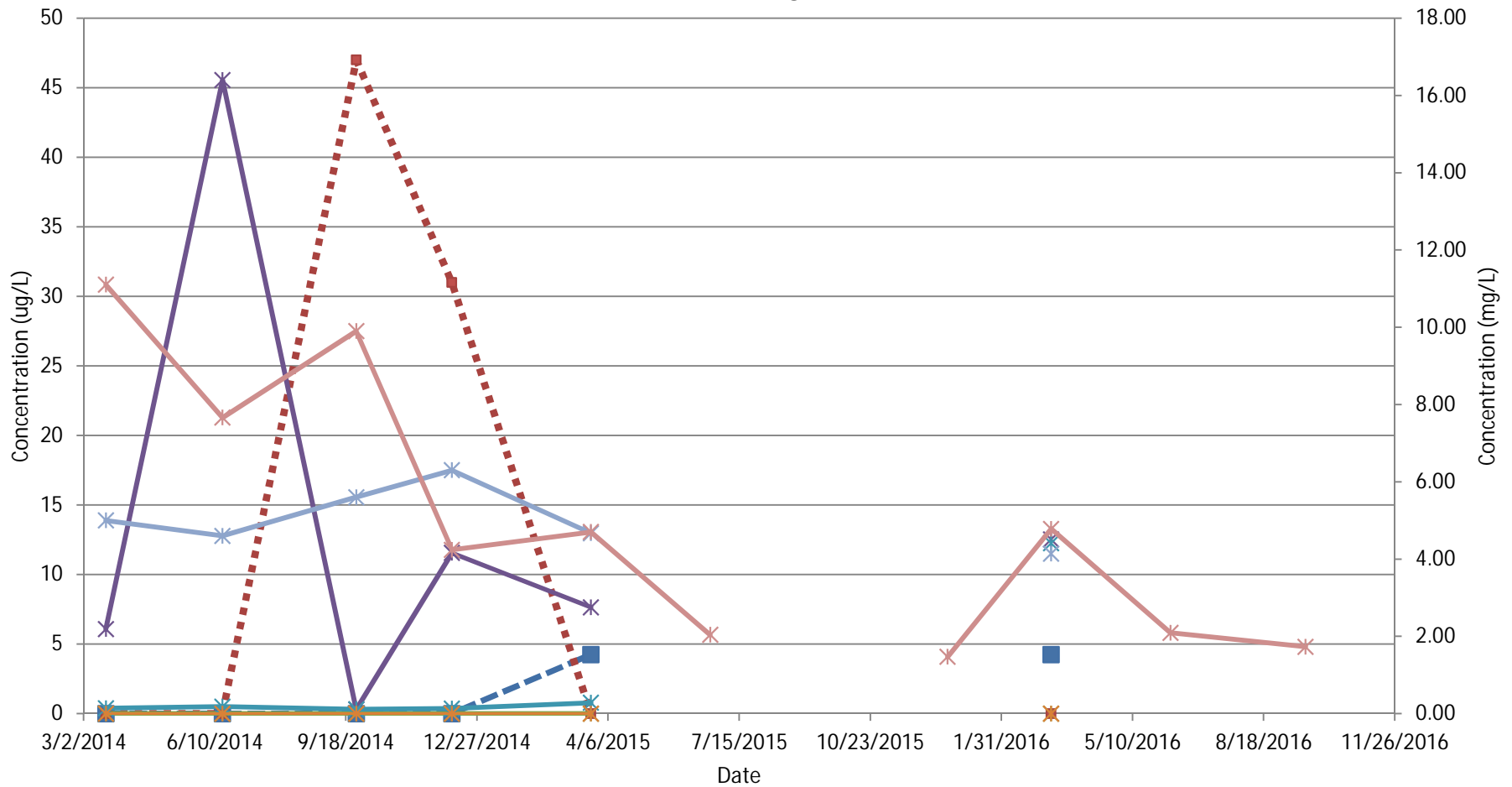
Natural Attenuation Parameters and Dissolved Hydrocarbon Concentrations Trend Graph MW-4A



Note: A concentration of 0 (µg/l or mg/l) indicates that the result was below the laboratory detection limit.

- MTBE (µg/L)
- * Methane (µg/L)
- * Sulfur (mg/L)
- * Total Nitrate/Nitrite Nitrogen (mg/L)
- TPH-GRO (µg/L)
- * Iron (mg/L)
- * Kjeldahl Nitrogen (mg/L)
- * DO (mg/L)

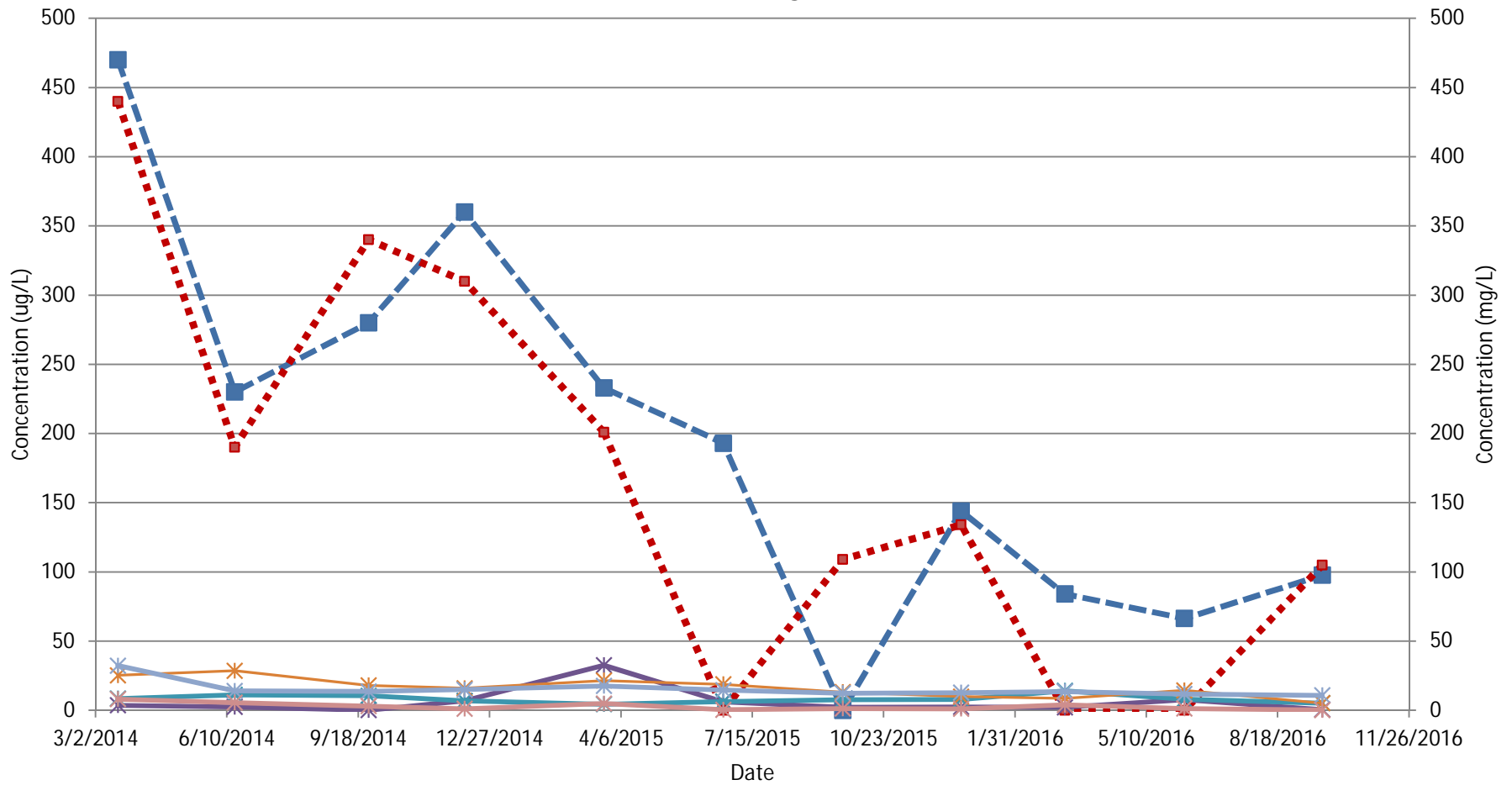
Natural Attenuation Parameters and Dissolved Hydrocarbon Concentrations Trend Graph MW-5



Note: A concentration of 0 (ug/l or mg/l) indicates that the result was below the laboratory detection limit.

- MTBE (µg/L)
- * Methane (µg/L)
- * Sulfur (mg/L)
- * Total Nitrate/Nitrite Nitrogen (mg/L)
- TPH-GRO (µg/L)
- * Iron (mg/L)
- * Kjeldahl Nitrogen (mg/L)
- * DO (mg/L)

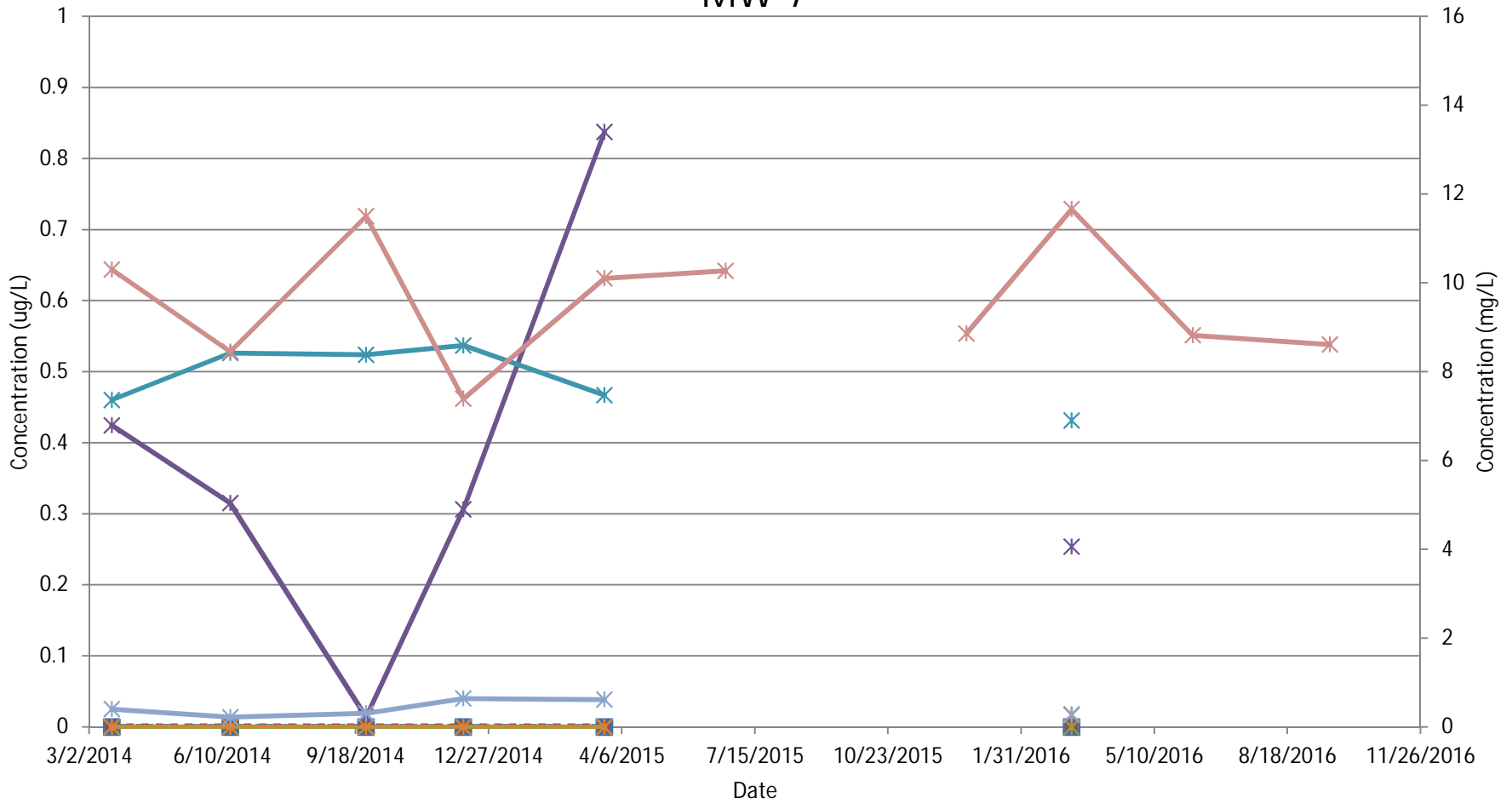
Natural Attenuation Parameters and Dissolved Hydrocarbon Concentrations Trend Graph MW-6



Note: A concentration of 0 (ug/l or mg/l) indicates that the result was below the laboratory detection limit.

- MTBE (µg/L)
- TPH-GRO (µg/L)
- * Methane (µg/L)
- * Iron (mg/L)
- * Sulfur (mg/L)
- * Kjeldahl Nitrogen (mg/L)
- * Total Nitrate/Nitrite Nitrogen (mg/L)
- * DO (mg/L)

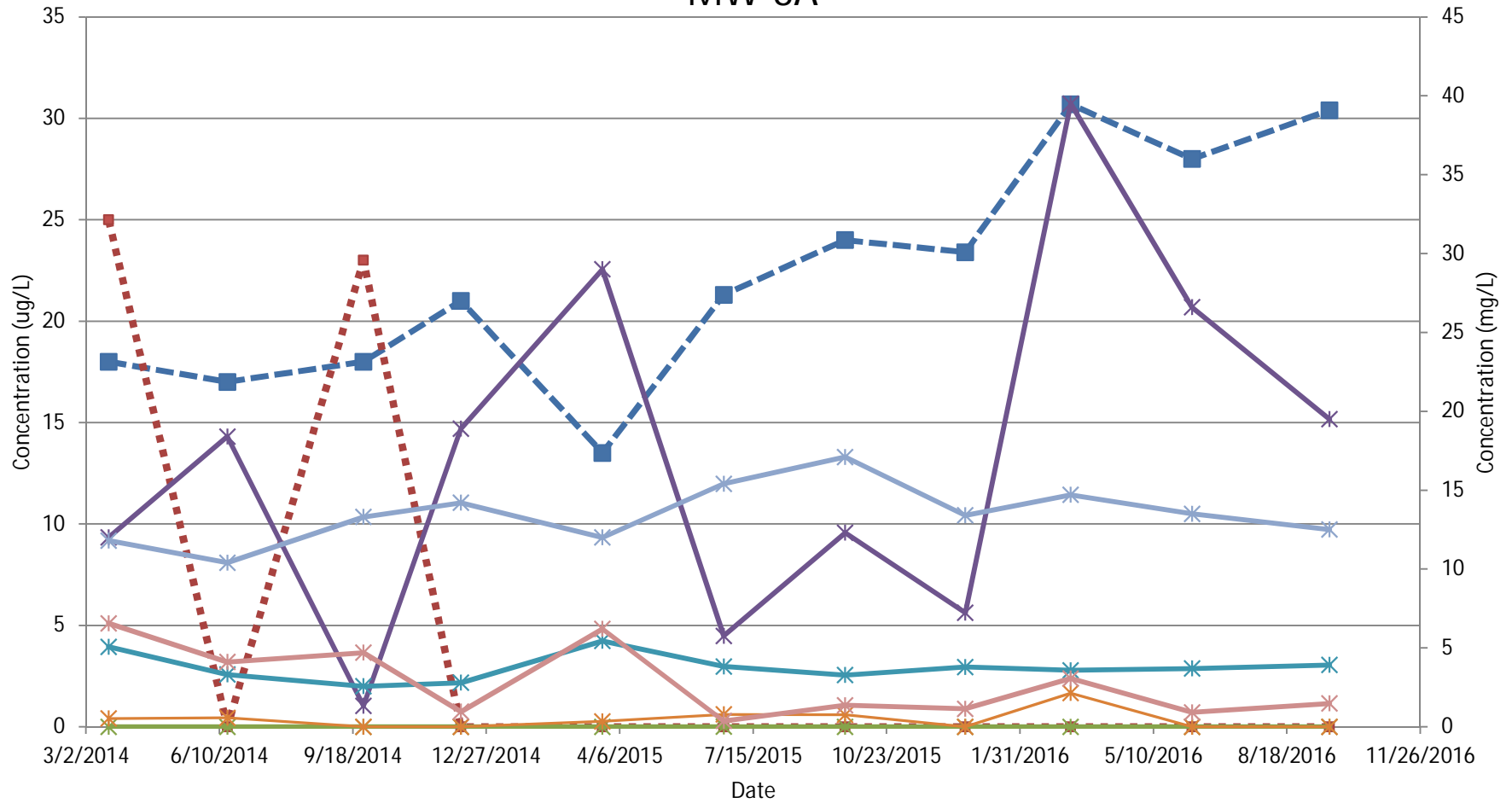
Natural Attenuation Parameters and Dissolved Hydrocarbon Concentrations Trend Graph MW-7



Note: A concentration of 0 (ug/l or mg/l) indicates that the result was below the laboratory detection limit.

- MTBE (µg/L)
- Methane (µg/L)
- Sulfur (mg/L)
- Total Nitrate/Nitrite Nitrogen (mg/L)
- TPH-GRO (µg/L)
- Iron (mg/L)
- Kjeldahl Nitrogen (mg/L)
- DO (mg/L)

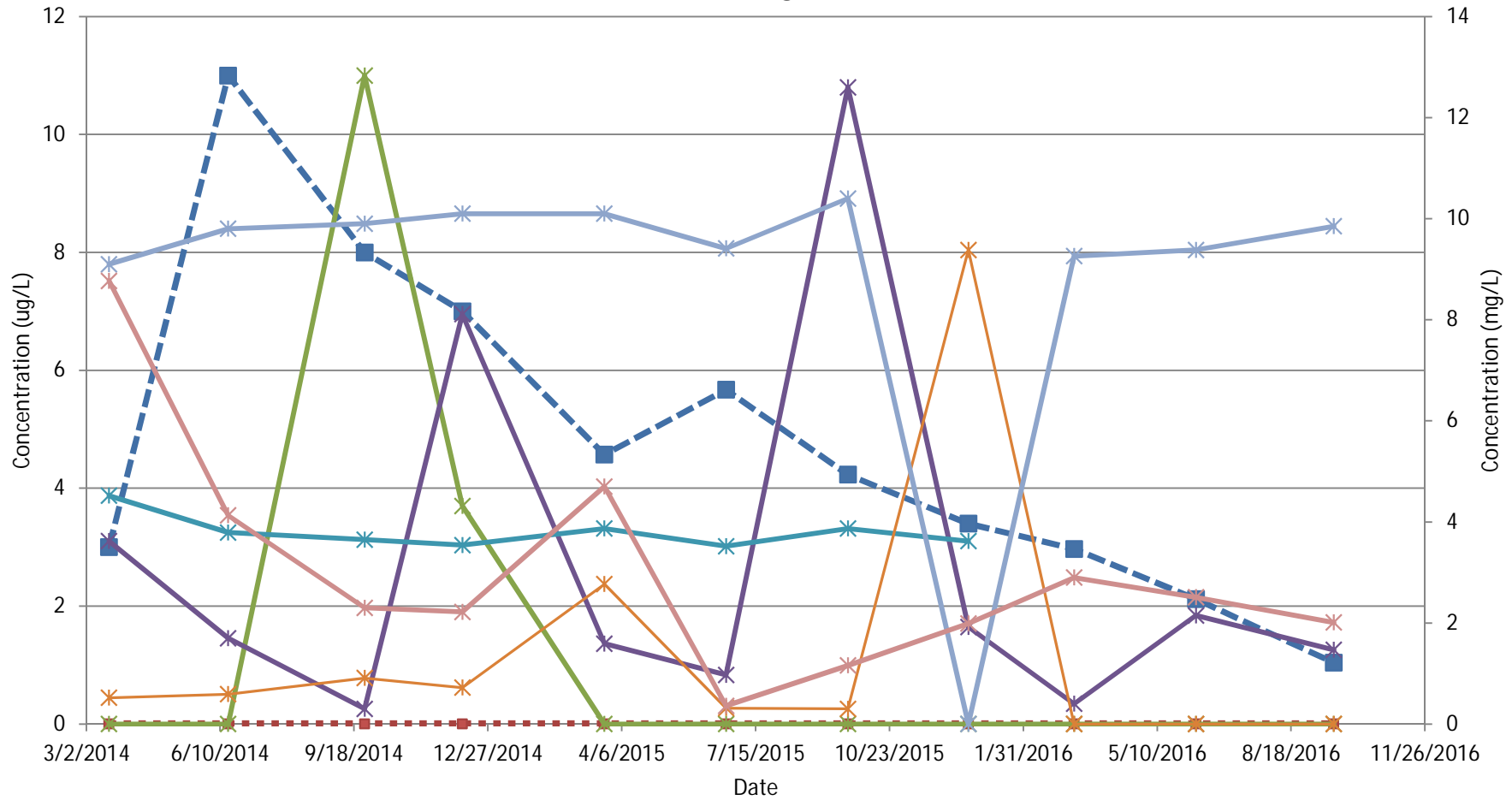
Natural Attenuation Parameters and Dissolved Hydrocarbon Concentrations Trend Graph MW-8A



Note: A concentration of 0 (µg/l or mg/l) indicates that the result was below the laboratory detection limit.

- MTBE (µg/L)
- TPH-GRO (µg/L)
- * Methane (µg/L)
- * Iron (mg/L)
- * Sulfur (mg/L)
- * Kjeldahl Nitrogen (mg/L)
- * Total Nitrate/Nitrite Nitrogen (mg/L)
- * DO (mg/L)

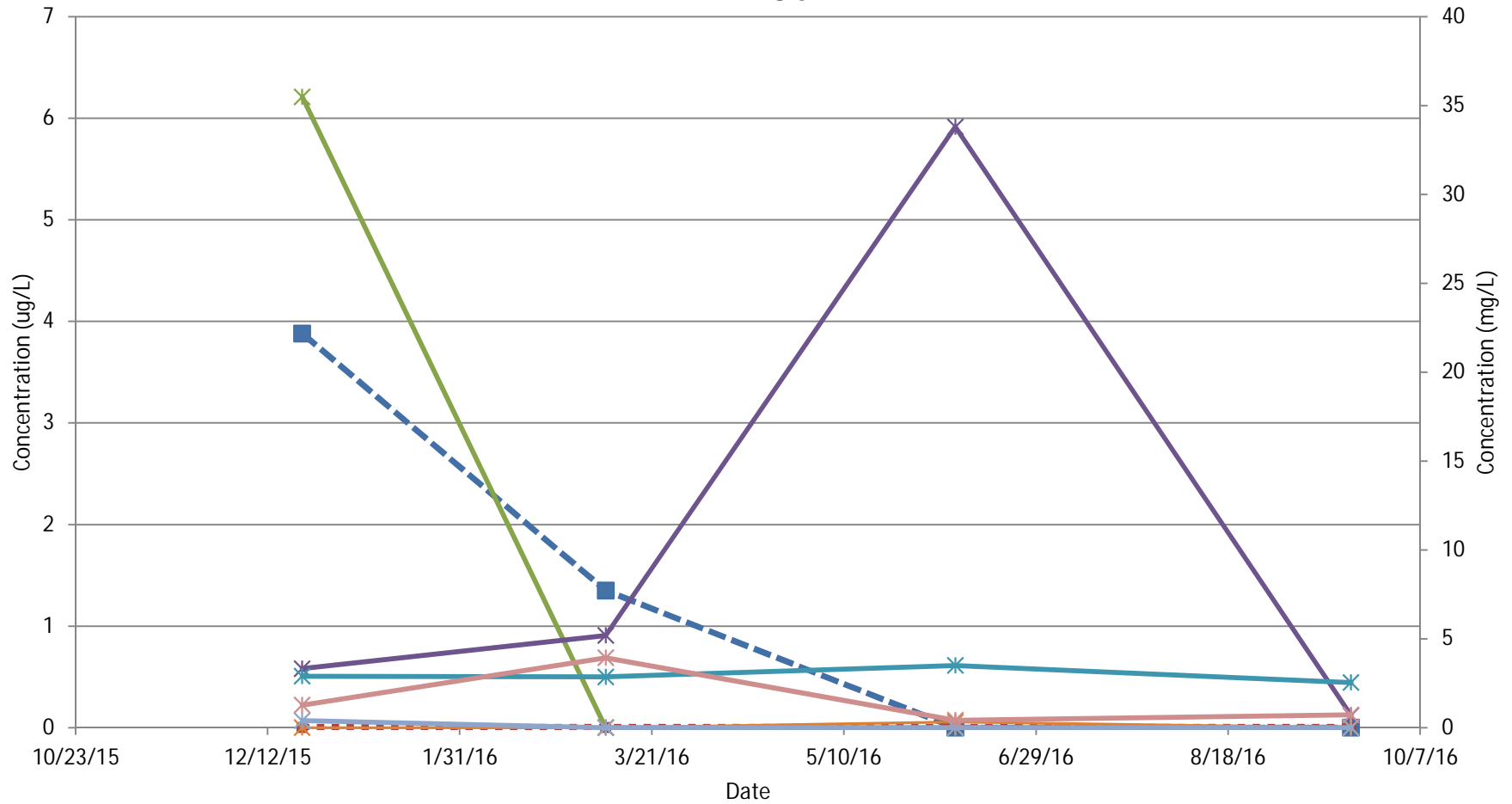
Natural Attenuation Parameters and Dissolved Hydrocarbon Concentrations Trend Graph MW-8B



Note: A concentration of 0 (ug/l or mg/l) indicates that the result was below the laboratory detection limit.

- MTBE (µg/L)
- TPH-GRO (µg/L)
- *— Methane (µg/L)
- *— Iron (mg/L)
- *— Sulfur (mg/L)
- *— Kjeldahl Nitrogen (mg/L)
- *— Total Nitrate/Nitrite Nitrogen (mg/L)
- *— DO (mg/L)

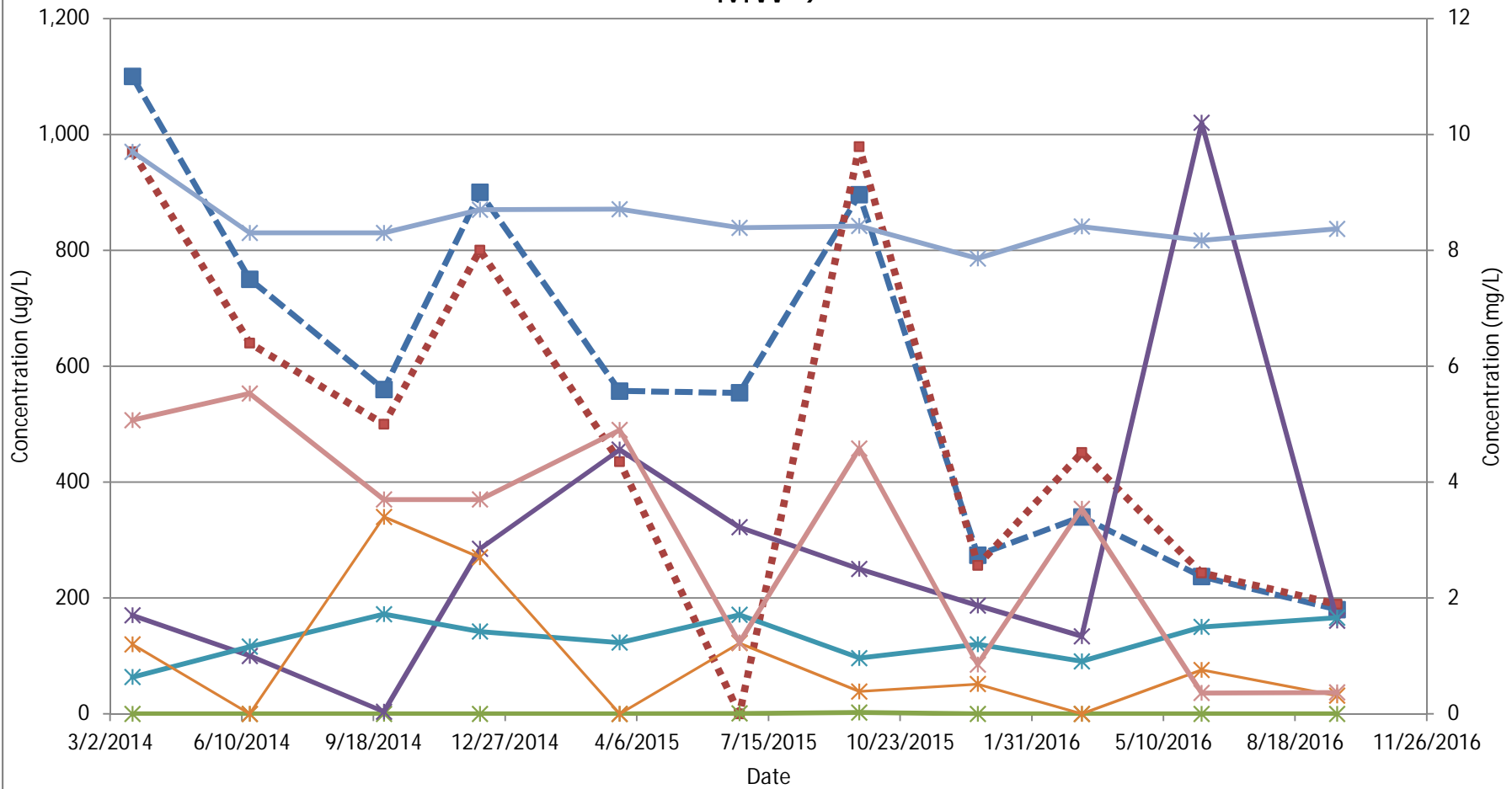
Natural Attenuation Parameters and Dissolved Hydrocarbon Concentrations Trend Graph MW-8C



Note: A concentration of 0 (ug/l or mg/l) indicates that the result was below the laboratory detection limit.

- MTBE (µg/L)
- TPH-GRO (µg/L)
- *— Methane (µg/L)
- *— Iron (mg/L)
- *— Sulfur (mg/L)
- *— Kjeldahl Nitrogen (mg/L)
- *— Total Nitrate/Nitrite Nitrogen (mg/L)
- *— DO (mg/L)

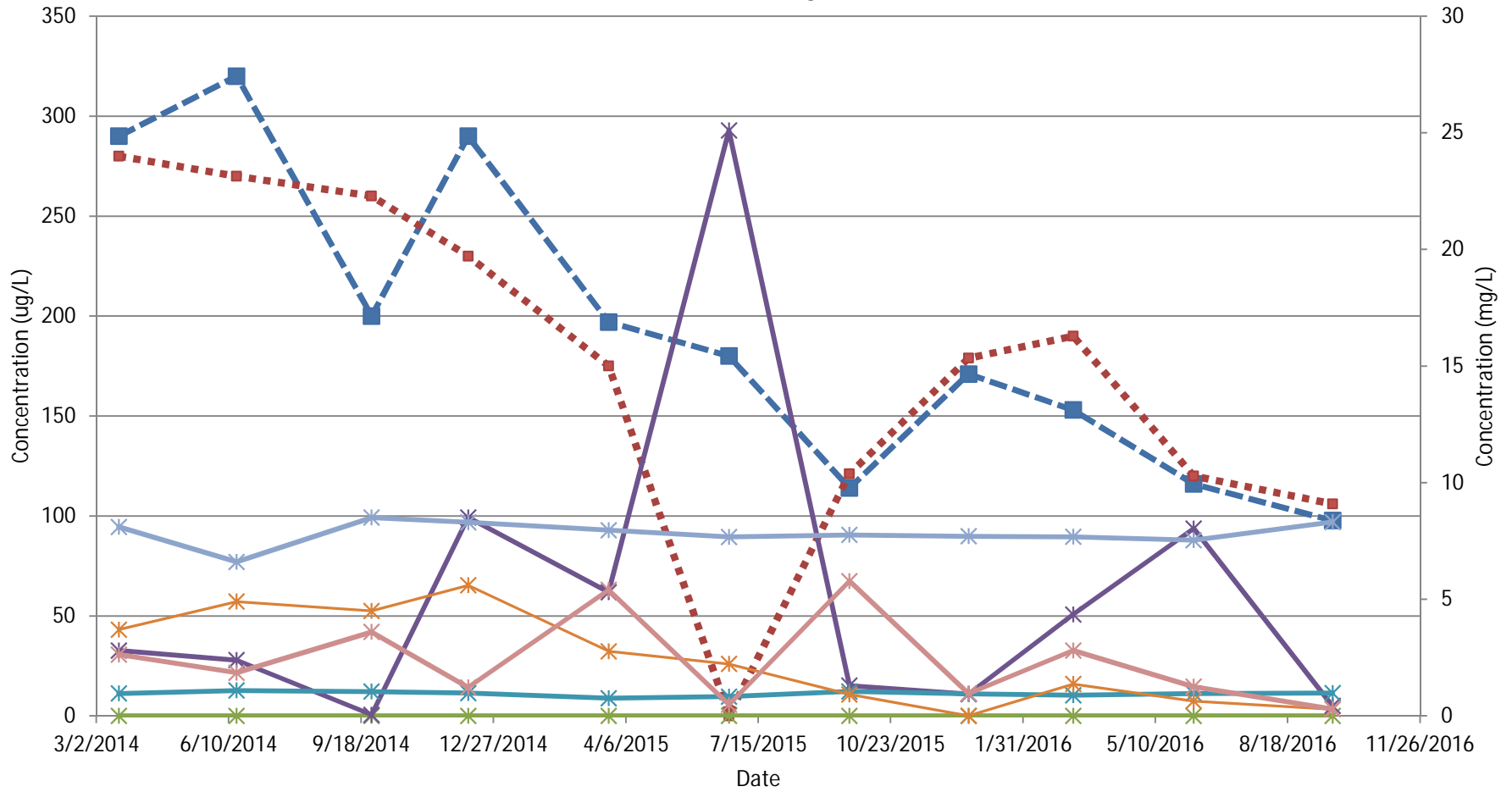
Natural Attenuation Parameters and Dissolved Hydrocarbon Concentrations Trend Graph MW-9



Note: A concentration of 0 (µg/l or mg/l) indicates that the result was below the laboratory detection limit.

- MTBE (µg/L)
- ★ Methane (µg/L)
- ★ Sulfur (mg/L)
- ★ Total Nitrate/Nitrite Nitrogen (mg/L)
- TPH-GRO (µg/L)
- ★ Iron (mg/L)
- ★ Kjeldahl Nitrogen (mg/L)
- ★ DO (mg/L)

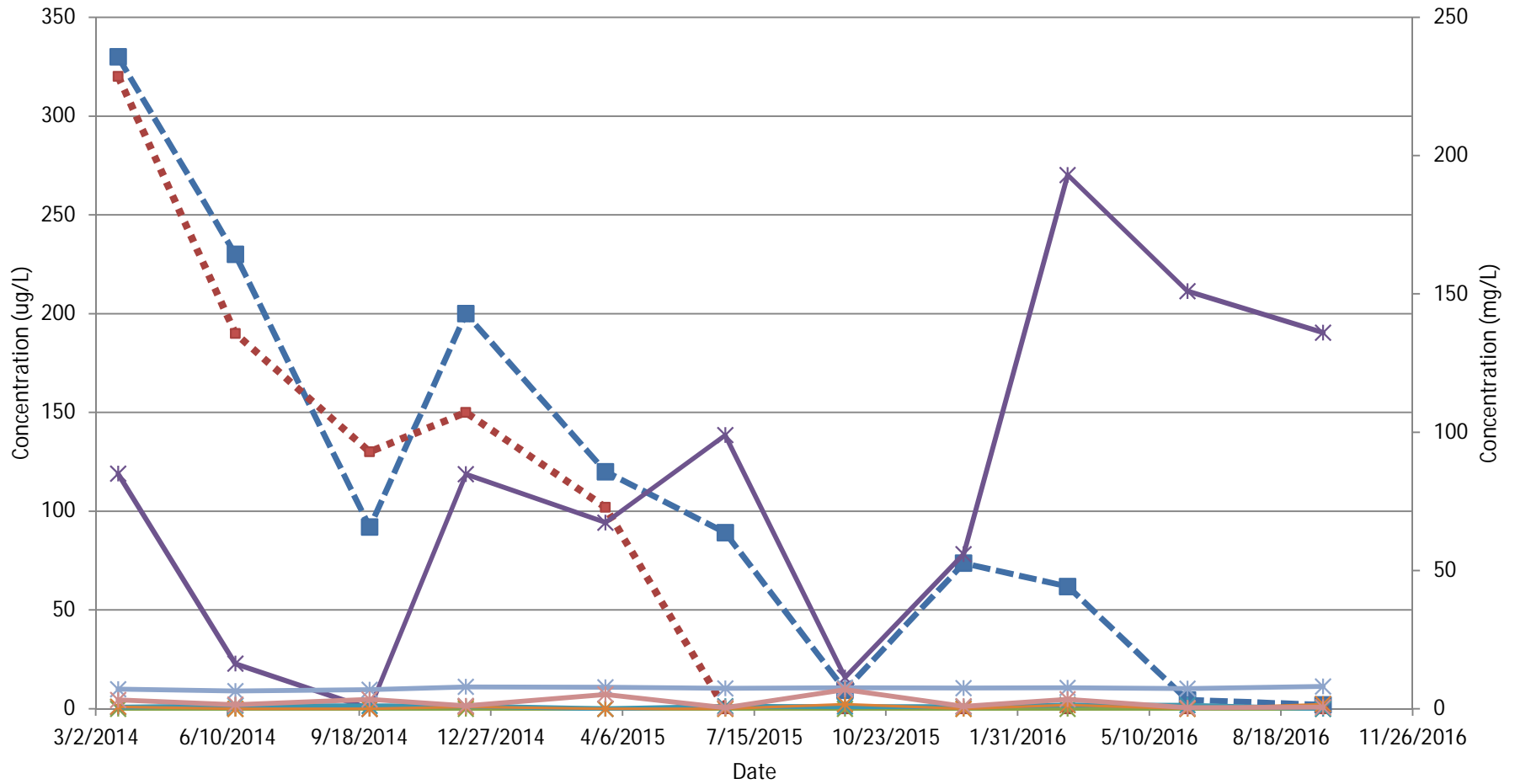
Natural Attenuation Parameters and Dissolved Hydrocarbon Concentrations Trend Graph MW-10



Note: A concentration of 0 (ug/l or mg/l) indicates that the result was below the laboratory detection limit.

- MTBE (µg/L)
- *— Methane (µg/L)
- *— Sulfur (mg/L)
- *— Total Nitrate/Nitrite Nitrogen (mg/L)
- - -■- - - TPH-GRO (µg/L)
- *— Iron (mg/L)
- *— Kjeldahl Nitrogen (mg/L)
- *— DO (mg/L)

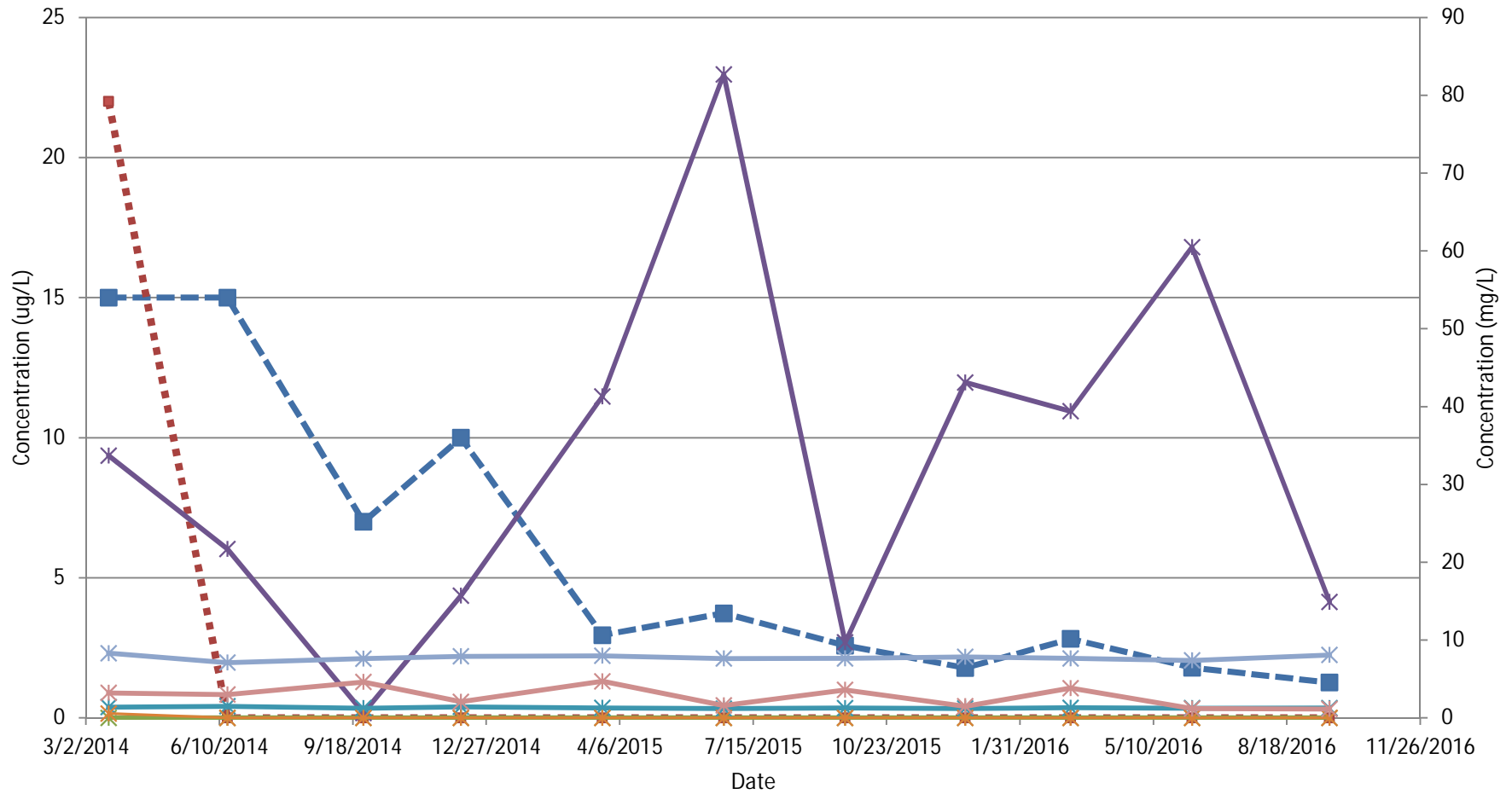
Natural Attenuation Parameters and Dissolved Hydrocarbon Concentrations Trend Graph MW-11



Note: A concentration of 0 (µg/l or mg/l) indicates that the result was below the laboratory detection limit.

- MTBE (µg/L)
- TPH-GRO (µg/L)
- * Methane (µg/L)
- * Iron (mg/L)
- * Sulfur (mg/L)
- * Kjeldahl Nitrogen (mg/L)
- * Total Nitrate/Nitrite Nitrogen (mg/L)
- * DO (mg/L)

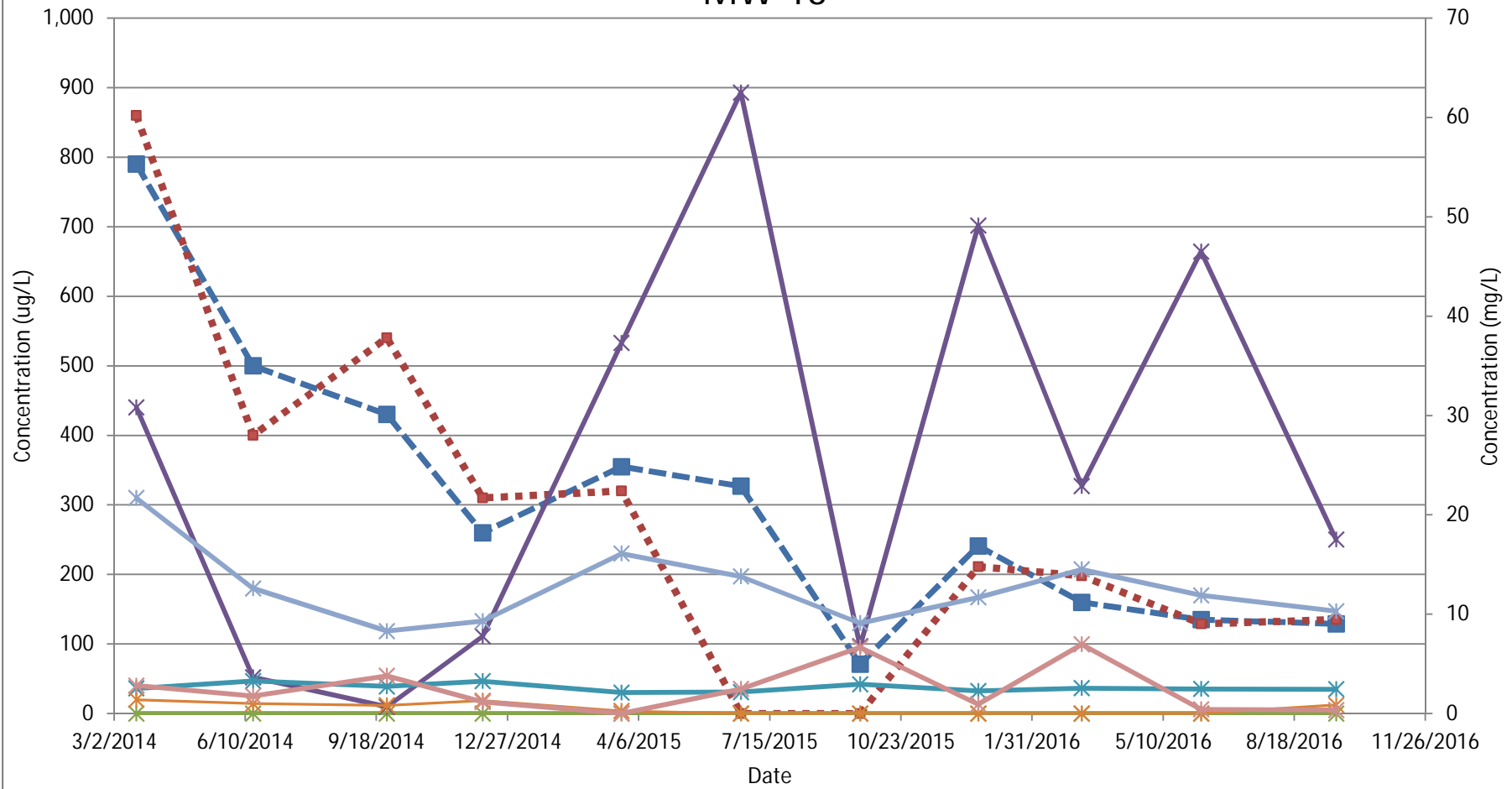
Natural Attenuation Parameters and Dissolved Hydrocarbon Concentrations Trend Graph MW-12



Note: A concentration of 0 (µg/l or mg/l) indicates that the result was below the laboratory detection limit.

- MTBE (µg/L)
- TPH-GRO (µg/L)
- * Methane (µg/L)
- * Iron (mg/L)
- * Sulfur (mg/L)
- * Kjeldahl Nitrogen (mg/L)
- * Total Nitrate/Nitrite Nitrogen (mg/L)
- * DO (mg/L)

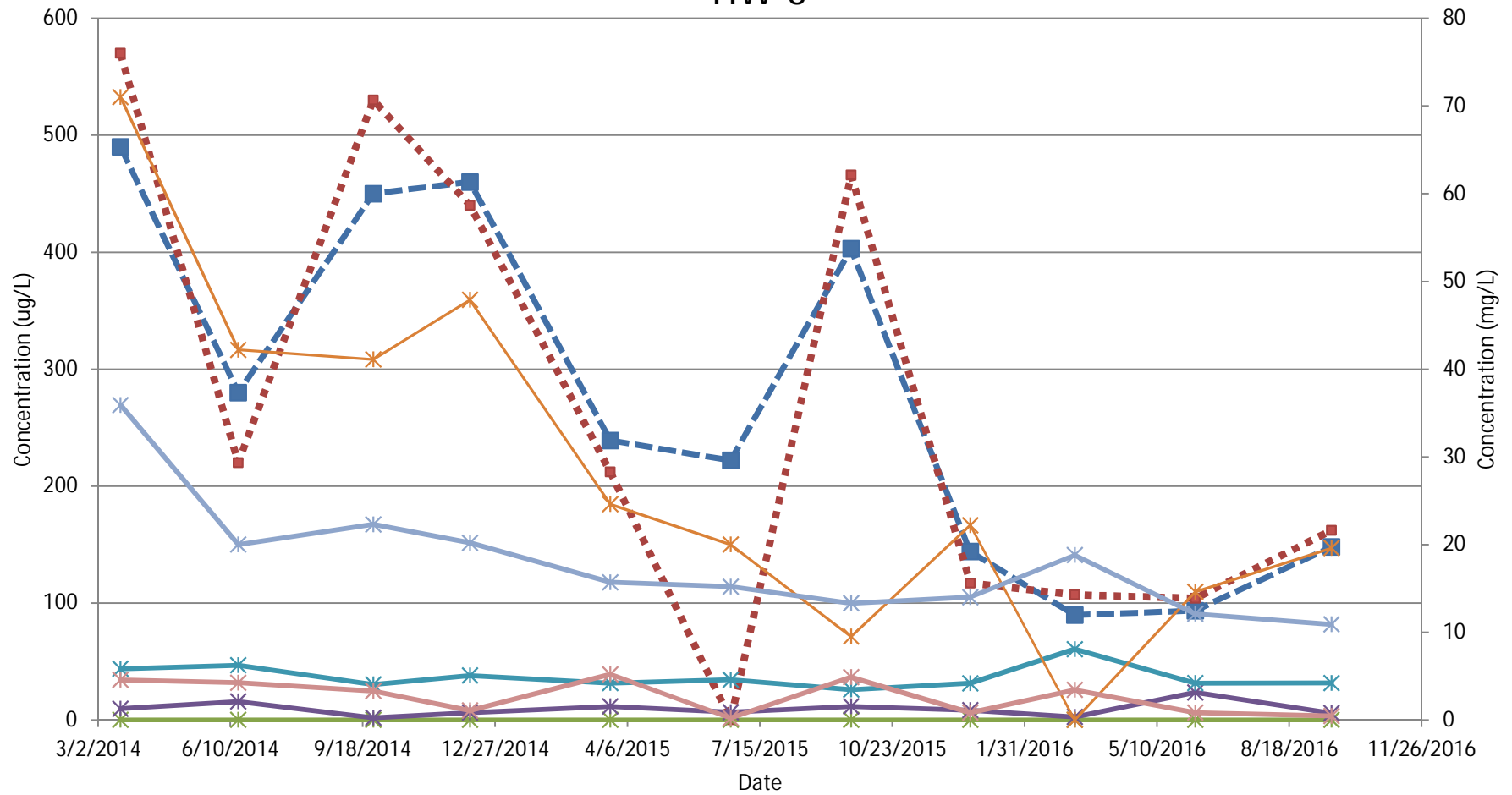
Natural Attenuation Parameters and Dissolved Hydrocarbon Concentrations Trend Graph MW-13



Note: A concentration of 0 (ug/l or mg/l) indicates that the result was below the laboratory detection limit.

- MTBE (µg/L)
- TPH-GRO (µg/L)
- * Methane (µg/L)
- * Iron (mg/L)
- * Sulfur (mg/L)
- * Kjeldahl Nitrogen (mg/L)
- * Total Nitrate/Nitrite Nitrogen (mg/L)
- * DO (mg/L)

Natural Attenuation Parameters and Dissolved Hydrocarbon Concentrations Trend Graph HW-3

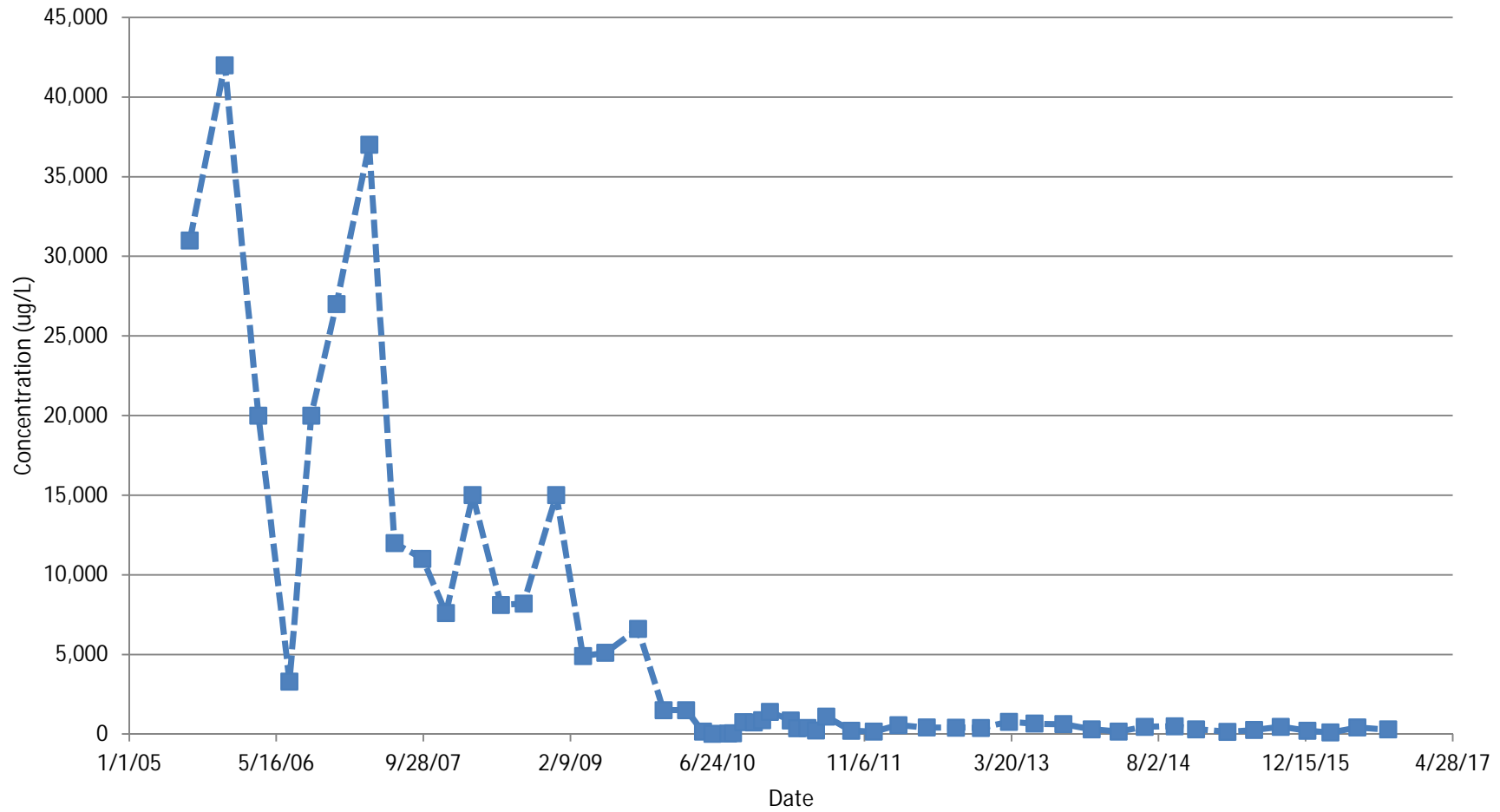


Note: A concentration of 0 (µg/l or mg/l) indicates that the result was below the laboratory detection limit.

- MTBE (µg/L)
- ★ Methane (µg/L)
- ★ Sulfur (mg/L)
- ★ Total Nitrate/Nitrite Nitrogen (mg/L)
- TPH-GRO (µg/L)
- ★ Iron (mg/L)
- ★ Kjeldahl Nitrogen (mg/L)
- ★ DO (mg/L)

ATTACHMENT D
MTBE Concentration Trend Graphs

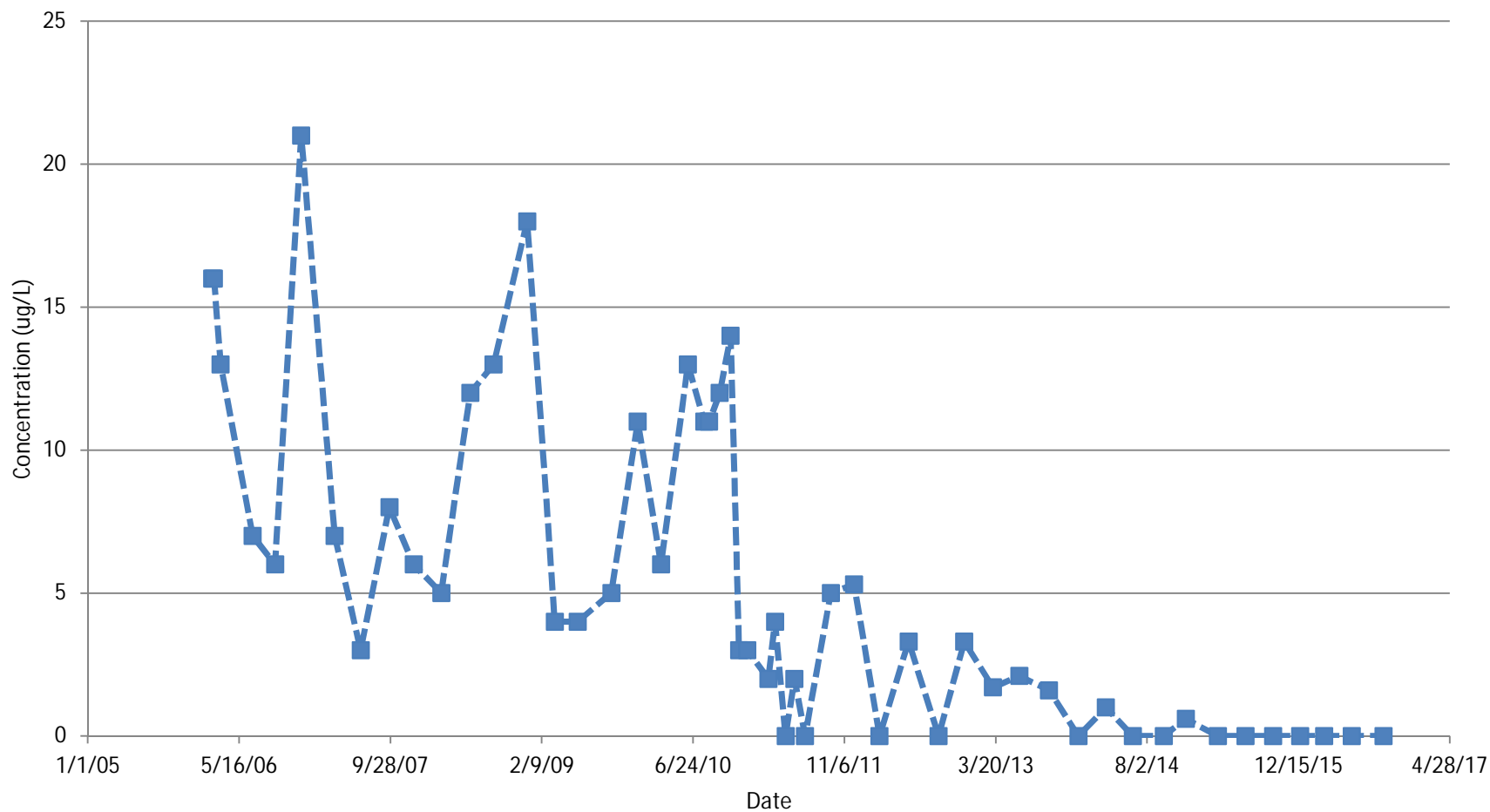
MTBE Concentrations Trend Graph MW-4A



Note: A concentration of 0 (ug/l or mg/l) indicates that the result was below the laboratory detection limit.

—■— MTBE (µg/L)

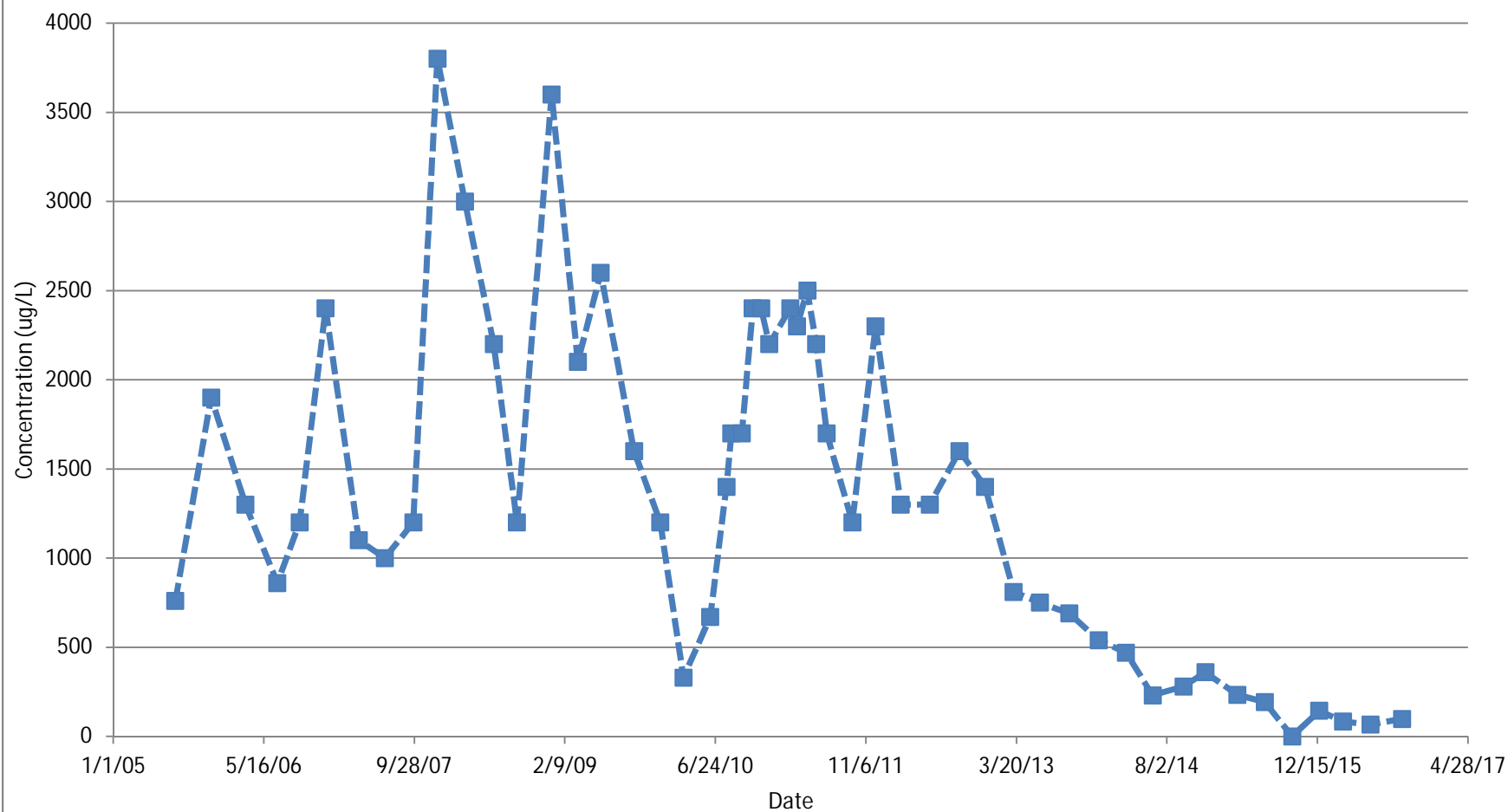
MTBE Concentrations Trend Graph MW-4B



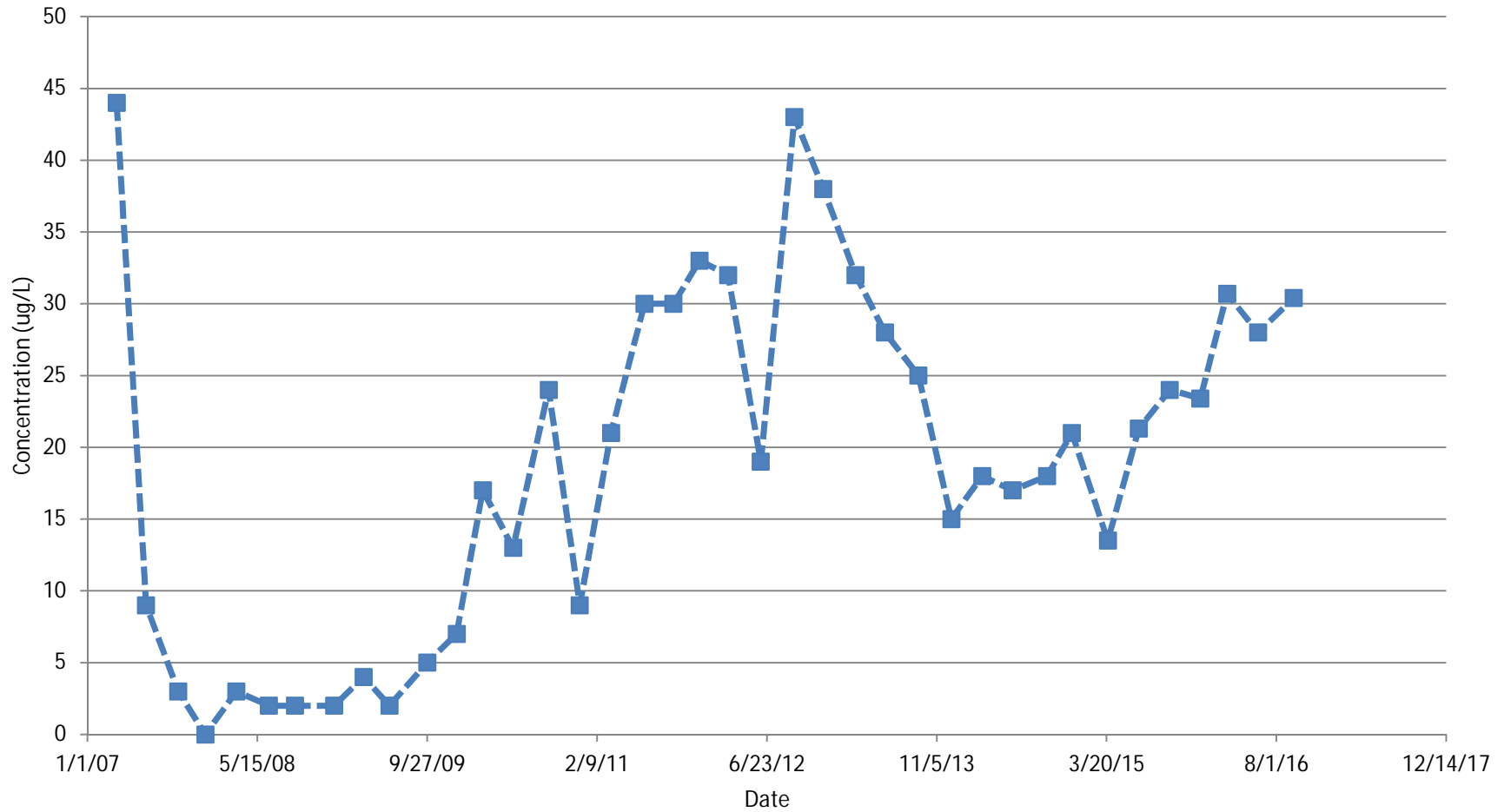
Note: A concentration of 0 (ug/l or mg/l) indicates that the result was below the laboratory detection limit.

—■— MTBE (ug/L)

MTBE Concentrations Trend Graph MW-6



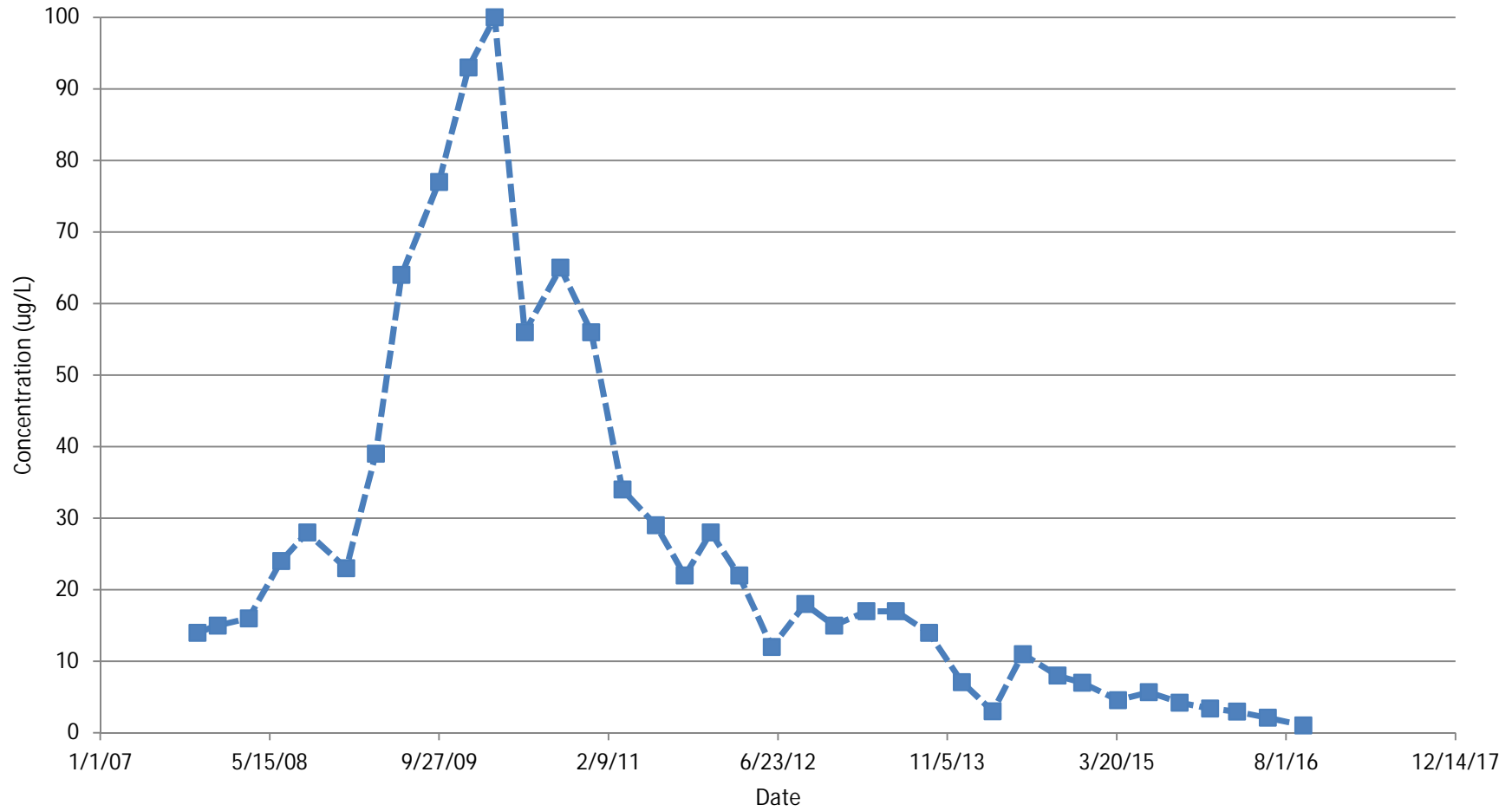
MTBE Concentrations Trend Graph MW-8A



Note: A concentration of 0 (ug/l or mg/l) indicates that the result was below the laboratory detection limit.

—■— MTBE (ug/L)

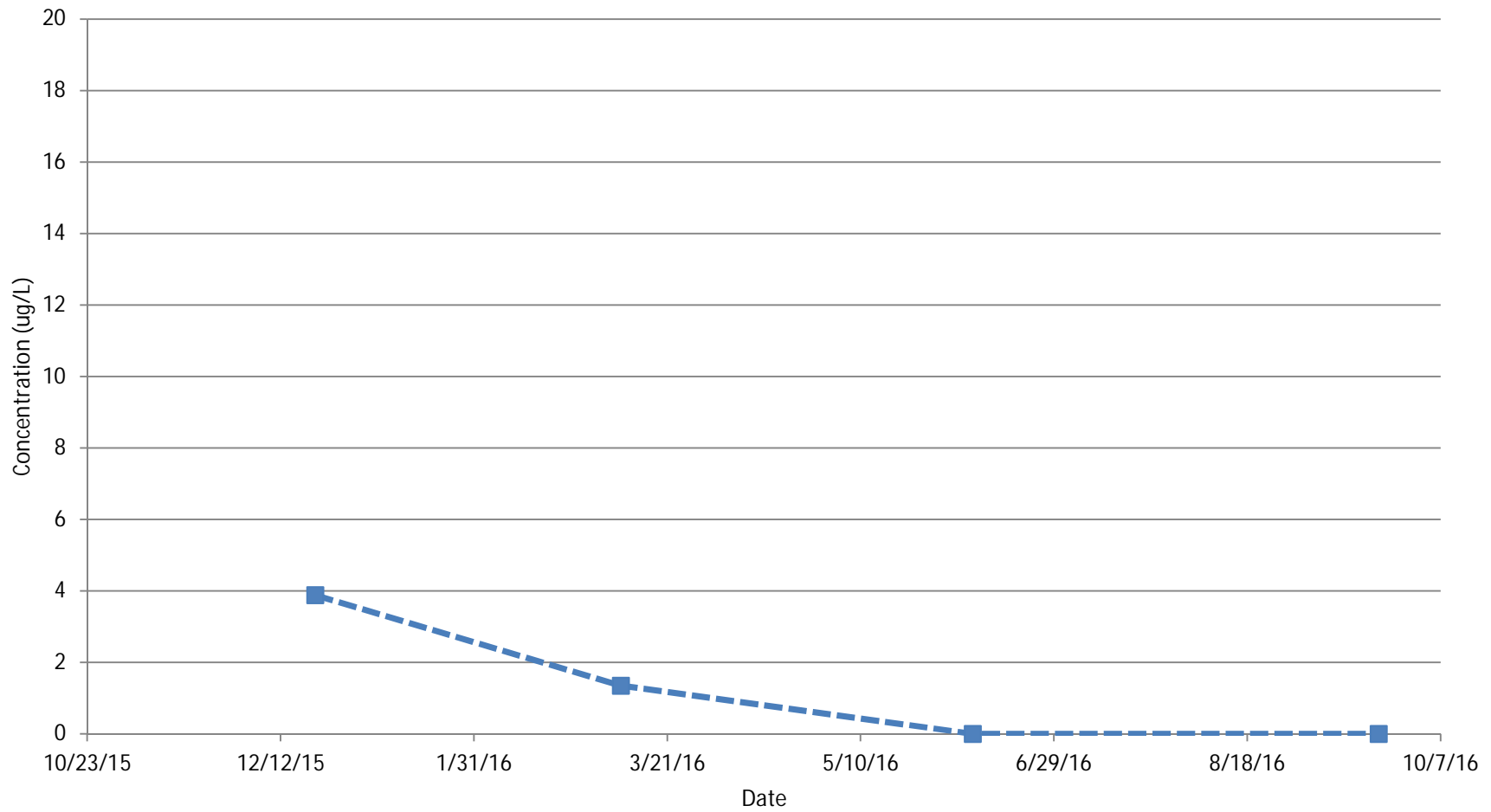
MTBE Concentrations Trend Graph MW-8B



Note: A concentration of 0 (ug/l or mg/l) indicates that the result was below the laboratory detection limit.

—■— MTBE (ug/L)

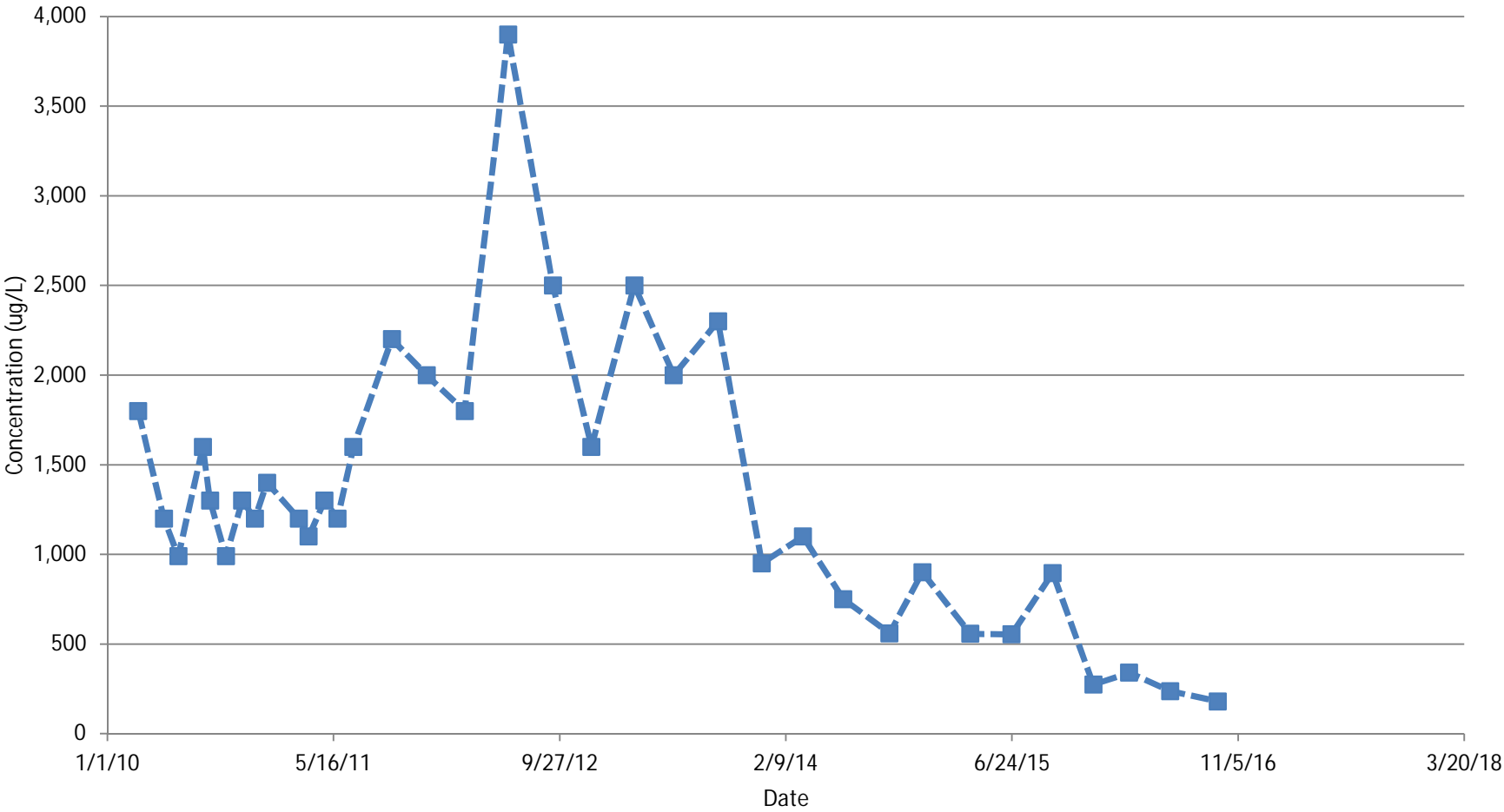
MTBE Concentrations Trend Graph MW-8C



Note: A concentration of 0 (ug/l or mg/l) indicates that the result was below the laboratory detection limit.

—■— MTBE (ug/L)

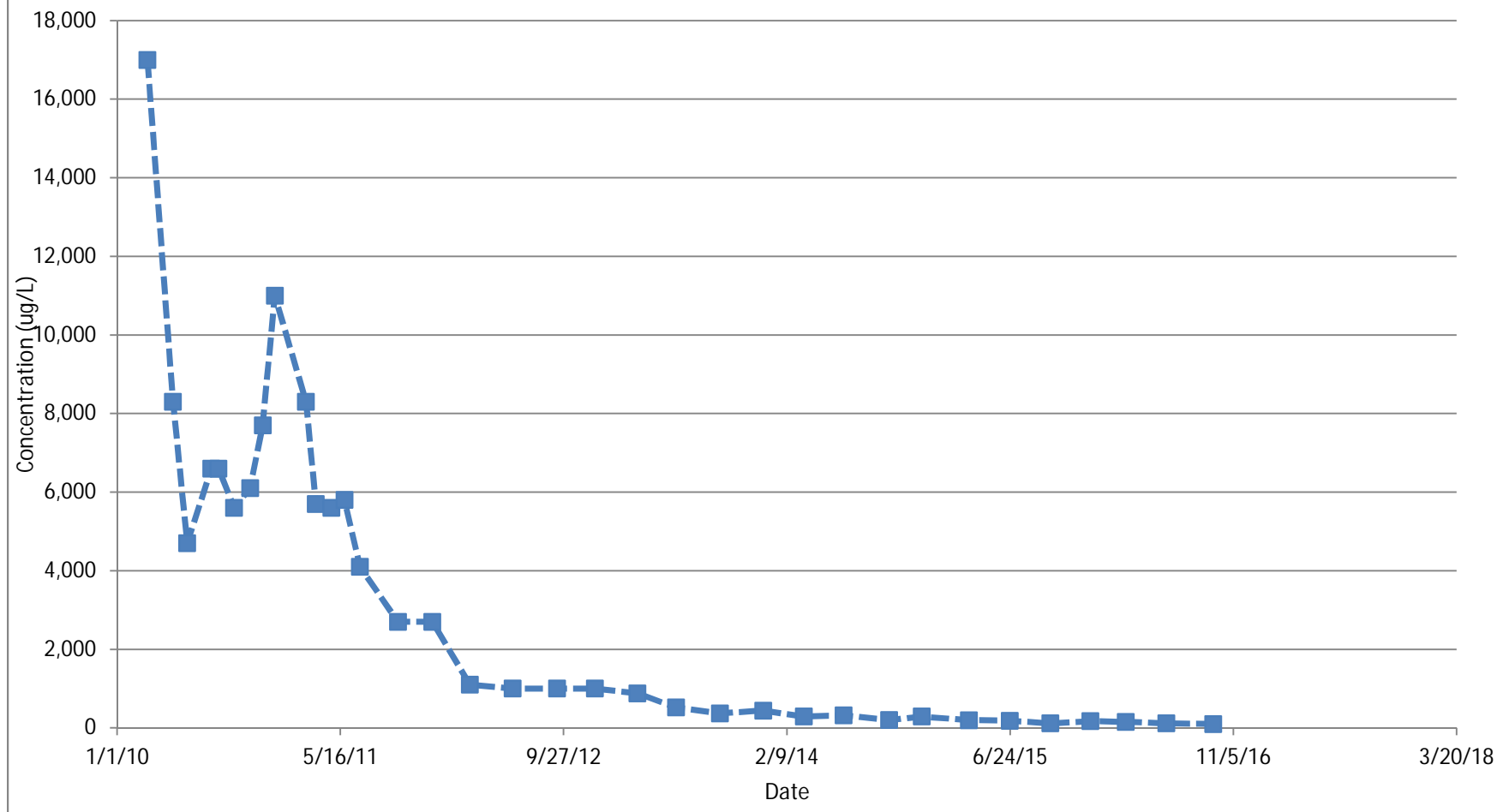
MTBE Concentrations Trend Graph MW-9



Note: A concentration of 0 (µg/l or mg/l) indicates that the result was below the laboratory detection limit.

—■— MTBE (µg/L)

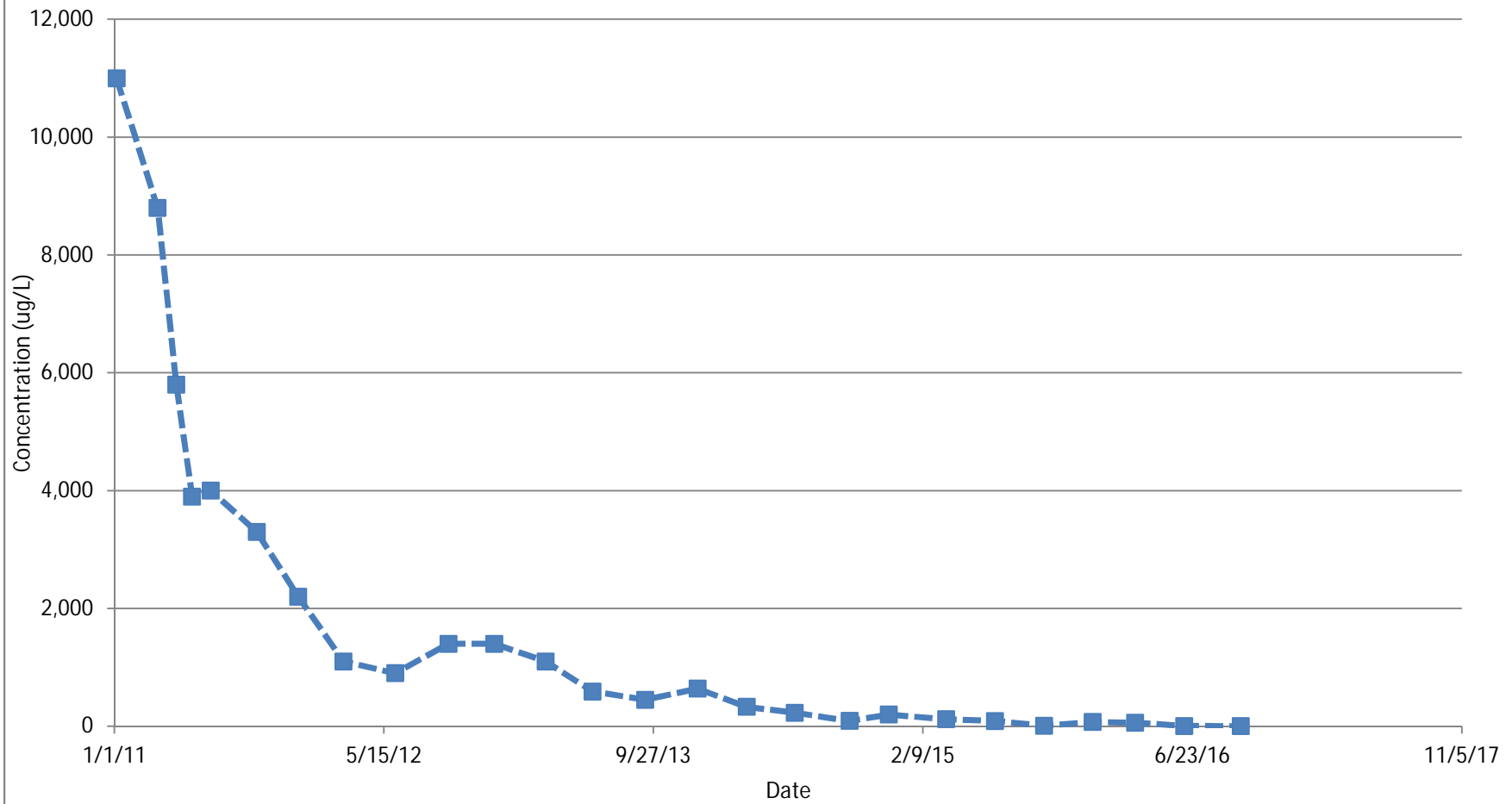
MTBE Concentrations Trend Graph MW-10



Note: A concentration of 0 (ug/l or mg/l) indicates that the result was below the laboratory detection limit.

—■— MTBE (µg/L)

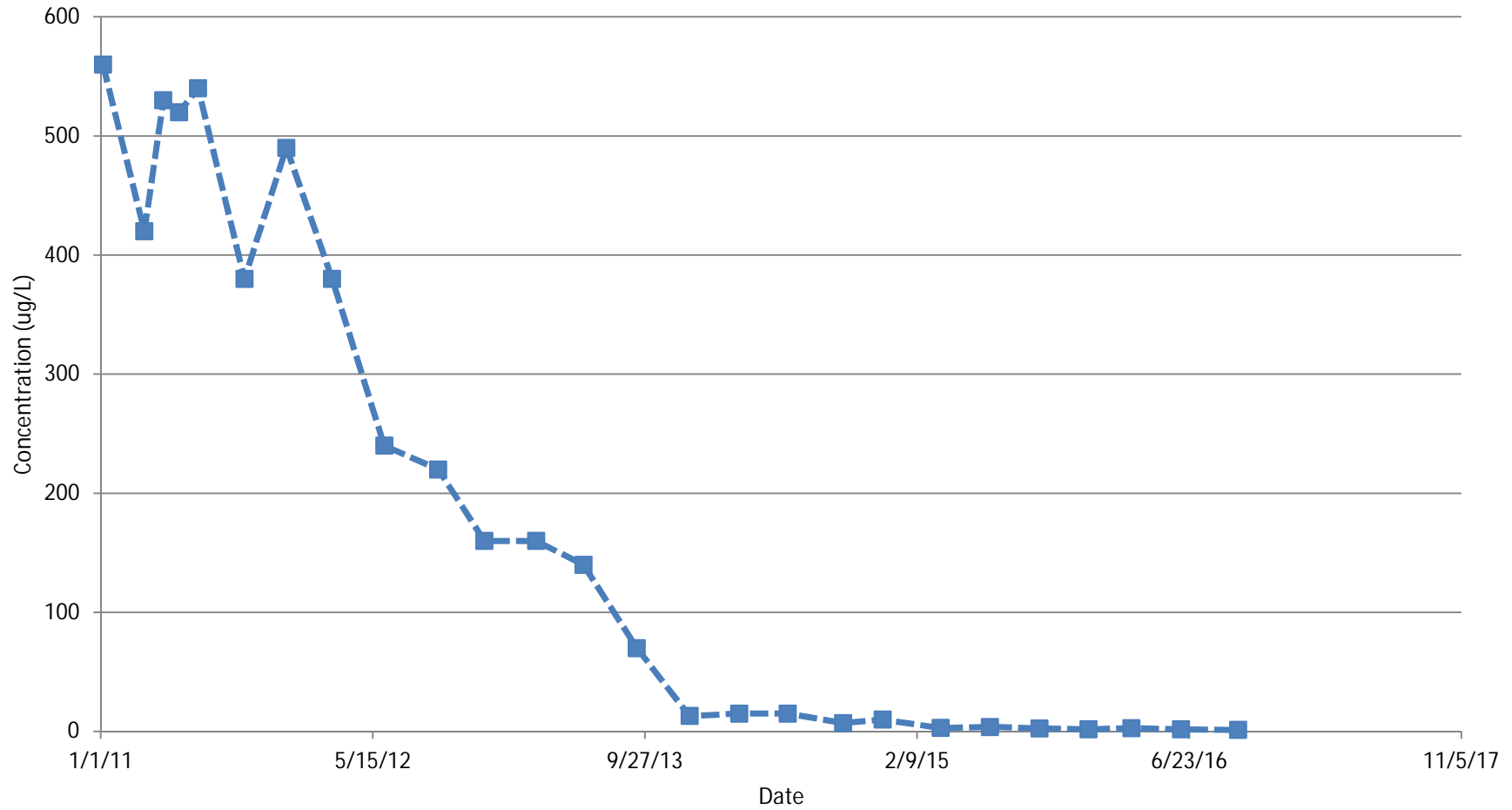
MTBE Concentrations Trend Graph MW-11



Note: A concentration of 0 (ug/l or mg/l) indicates that the result was below the laboratory detection limit.

—■— MTBE (ug/L)

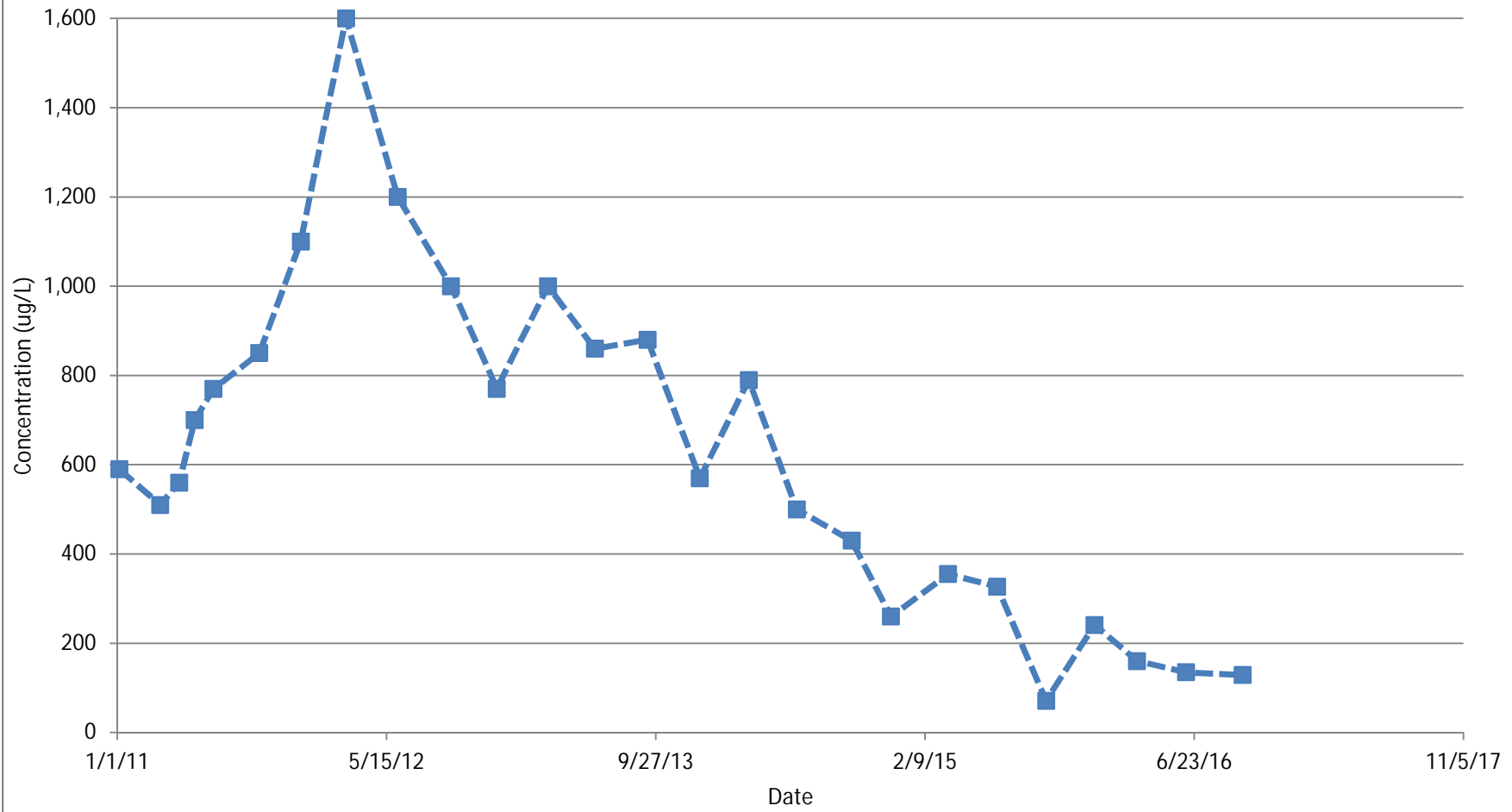
MTBE Concentrations Trend Graph MW-12



Note: A concentration of 0 (ug/l or mg/l) indicates that the result was below the laboratory detection limit.

—■— MTBE (ug/L)

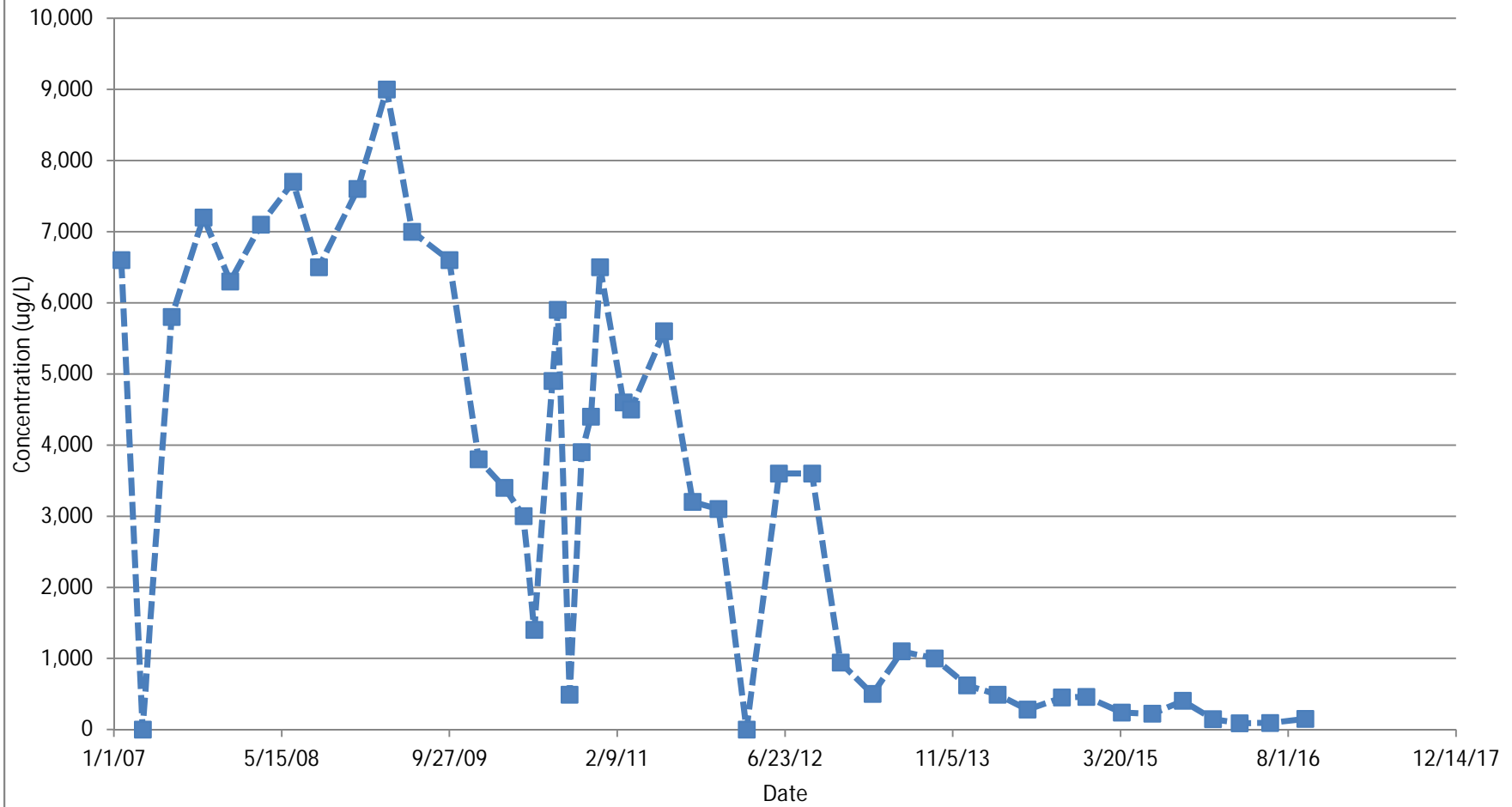
MTBE Concentrations Trend Graph MW-13



Note: A concentration of 0 (ug/l or mg/l) indicates that the result was below the laboratory detection limit.

—■— MTBE (ug/L)

MTBE Concentrations Trend Graph HW-3



Note: A concentration of 0 (ug/l or mg/l) indicates that the result was below the laboratory detection limit.

—■— MTBE (µg/L)