



AECOM
8000 Virginia Manor Road, Suite 110
Beltsville, MD 20705

301-289-3900 tel
301-289-3901 fax

April 9, 2019

Ms. Susan Bull
Maryland Department of Environment
Oil Control Program
1800 Washington Blvd., Suite 620
Baltimore, Maryland 21230-1719

AECOM Project: 60144763

Subject: First Quarter 2019 Monitoring and Sampling Report - No Further Action Request

7-Eleven Store No. 22281
2400 Pleasantville Road
Fallston, Maryland
Facility ID No. 0006365
MDE Case No. 2005-0120HA

Dear Ms. Bull:

On behalf of 7-Eleven, Inc. (7-Eleven), AECOM Technical Services, Inc. (AECOM) is submitting a quarterly monitoring and sampling report for the above-referenced site. This report provides a summary of the site activities performed during the months of January through March 2019. Specific tasks associated with this quarter's activities included the quarterly monitoring well gauging and groundwater sampling event, which occurred on March 14, 2019.

Per MDE's December 10, 2013 and April 14, 2015 directive letters, monitoring wells MW-1A, MW-5, and MW-7 are gauged and sampled on an annual basis. The remaining twelve monitoring wells (MW-4A, MW-4B, MW-6, MW-8A, MW-8B, MW-8C, MW-9, MW-10, MW-11, MW-12, MW-13, and HW-3) are gauged, sampled and analyzed for volatile organic compounds (VOCs) and total petroleum hydrocarbon gasoline range organics (TPH-GRO) on a quarterly basis. The on-site drinking water supply well is sampled annually (at a minimum), and sampling of the potable well at 2414 Pleasantville Road has been discontinued. Although MDE approved removal of the on-site potable carbon treatment system for the 7-Eleven potable well, 7-Eleven has opted to keep the treatment system in place as a precautionary measure. Per MDE's Site Status Directive letter dated April 18, 2017, the on-site monitoring wells are no longer required to be analyzed for natural attenuation parameters.

In response to the April 18, 2017 directive letter, AECOM, on behalf of 7-Eleven, submitted a Migration Risk and Remedial Goal Summary to MDE on May 26, 2017. MDE requested a further demonstration of the risk of migration and impacts of onsite contaminants to the surrounding off-site potable wells, and a review and edit (if necessary) of the previously approved monitored natural attenuation and remedial goals for the site. The report concluded that, based on the MW-8C (sentinel well) data, the distance of the off-site potable wells, the low concentrations of MTBE (just above laboratory detection limits) detected in the off-site potable wells between 2008 and 2014, and the plume migration modeling, AECOM believes that there is no demonstrated risk of impact to the off-site potable wells. To date, a response to this submittal has not been received from MDE. Based on the findings of the Migration Risk and Remedial Goal Summary, and continued natural attenuation processes since its submittal, AECOM, on behalf of 7-Eleven, has requested case closure for the site.

Per MDE's February 21, 2019 email, a complete round of sampling, including those wells that are sampled on an annual basis (MW-1A, MW-5, and MW-7) were included in this event, and graphs plotting the MTBE levels in comparison with depth to water elevations over time have been added. MDE stated that this additional data would be incorporated into a review of the case for requested closure and

conversion to annual monitoring under high risk monitoring requirements.

If you have any questions, please contact the undersigned at (301) 289-3900.

Yours sincerely,



Matt Emery
Environmental Scientist III
Matthew.Emery@aecom.com



Rachael Allen
Project Manager
Rachael.Allen@aecom.com



Marie Treiber
Regional Senior Project Manager
Marie.Treiber@aecom.com

cc: Harford County Health Department
7-Eleven Project File

Attachments:

Figure 1 – Site Plan
Figure 2 – Groundwater Elevation Map
Figure 3 – MTBE Isoconcentration Map
Figure 4 – Cross-Section A to A”
Figure 5 – Lithologic Cross-Section A-A’
Table 1 – Monitoring Well Water Table Elevation
Table 2 – Monitoring Well Groundwater Analytical Results
Table 3 – On-Site Potable Well Analytical Results
Attachment A – Laboratory Analytical Results (Groundwater and Potable Wells)
Attachment B – Historical Natural Attenuation Parameters and Dissolved Hydrocarbon
Concentrations Trend Graphs
Attachment C – MTBE Concentrations Trend Graphs
Attachment D – MTBE Concentrations vs. Depth to Water: Past Five Years
Attachment E – MTBE Concentrations vs. Depth to Water

SAMPLING AND MONITORING REPORT- FIRST QUARTER 2019 – No Further Action Request
7-ELEVEN STORE No. 22281
2400 Pleasantville Road
Fallston, Maryland
MDE Case No. 2005-0120 HA
AECOM Project No. 60144763
April 2019

AECOM Contacts: Rachael Allen, Project Manager
Marie Treiber, Regional Senior Project Manager

7-Eleven, Inc. Contact: Jose Rios, Manager Environmental Services

CURRENT SITE STATUS

- The site is an active 7-Eleven convenience store and retail gasoline station.
 - Twelve monitoring wells are located on the site and three monitoring wells are located off-site. The wells are gauged and sampled quarterly, with the exception of MW-1A, MW-5, and MW-7 which are sampled annually. (**Figure 1**).
 - The 7-Eleven store has a potable well with a point-of-entry treatment (POET) system (maintained by 7-Eleven as a pre-cautionary measure). An independent contractor samples and maintains the treatment system and the results are presented to MDE by AECOM.
 - Per the April 14, 2015 MDE directive letter, annual sampling of the potable well located at 2414 Pleasantville Road has been discontinued.
 - Per the April 18, 2017 MDE directive letter, natural attenuation analysis and parameter collection has been discontinued for the remaining groundwater quarterly sampling events.
-

SITE HISTORY

- In 1981, three 12,000-gallon steel, single-walled, cathodically protected USTs were installed at the site.
- In 1991, a carbon filtration point-of-entry (POET) system was installed at the 7-Eleven facility due to concentrations of methyl tertiary-butyl ether (MTBE) above the Maryland Department of Environment (MDE) guideline of 20 micrograms-per-liter ($\mu\text{g/l}$) in water samples collected from the well.
- On July 30, 2004, MDE conducted a compliance inspection of the 7-Eleven facility. During this inspection, MDE reported to 7-Eleven that petroleum hydrocarbon vapors were detected in the tank field sumps.
- On August 9, 2004, ENSR, on behalf of 7-Eleven, performed a one-hour hydrostatic test on the regular, mid-grade and premium gasoline UST submersible turbine pump (STP) containment sumps and conducted a general area survey to determine the source of petroleum vapors reported by MDE. The STP sumps tested tight. During ENSR's investigation, one observation well was discovered in the grass area immediately adjacent to the tank field. No liquid-phase hydrocarbons (LPH) or

petroleum hydrocarbon vapors were detected in the well. Test results were submitted to MDE on August 11, 2004.

- In August 2004, at the request of the Harford County Health Department (HCHD) the POET system at the 7-Eleven facility was upgraded to ensure MTBE concentrations remain below laboratory detection limits in the treated potable water.
- On September 7, 2004, MDE requested evaluation of the site environmental conditions as part of the MDE investigation of all potential petroleum sources impacting drinking water wells within the Pleasantville area of Harford County.
- On September 27, 2004, ENSR, on behalf of 7-Eleven, submitted a limited hydrogeologic investigation work plan to MDE. On November 18, 2004, MDE issued ENSR approval to proceed after expanding the scope of the initial work plan.
- From September 2004 to November 2004 a Praxair tracer test was conducted at the site. Minor leaks in various tank top equipment such as Stage I vapor recovery adaptors/caps were identified and corrected as well as a repair to a vent line that was damaged during testing by Praxair. Testing of the product line secondary containment could not be conducted because the lines were not compatible with the Praxair test. 7-Eleven replaced the primary product piping at the facility with secondary contained Environ piping material. The tank system passed the Praxair test with only minor vapor leaks that were repaired and no indication of any liquid leak from the UST system.
- On January 10 through 12, 2005, ENSR, on behalf of 7-Eleven, installed thirteen temporary groundwater monitoring points at the site, which were sampled on February 21, 2005.
- On March 1, 2005, ENSR submitted a Subsurface Investigation Findings Report to the MDE documenting the February 21, 2005 groundwater sampling event. Based on the analytical data and the groundwater flow direction, it appeared that dissolved-phase MTBE was mostly concentrated in the immediate vicinity of the tank field and on the eastern side of the pump island, with migration of moderate levels of MTBE to the northwest. No LPH had been detected. Other than surrounding businesses, of which none appeared to be directly down-gradient of the MTBE migration, no potable wells were identified within 500 feet down-gradient of the site.
- On June 17, 2005, at the request of the MDE, ENSR submitted a Subsurface Investigation Work Plan addressing the installation of groundwater monitoring wells at the site based on the analytical results of the February 21, 2005 groundwater sampling event.
- On July 5 and 6, 2005, with MDE approval, ENSR installed eight groundwater monitoring wells at the site.
- On August 15, 2005, ENSR submitted a Monitoring Well Installation and Observation Report summarizing the site activities associated with the monitoring well installation and subsequent groundwater sampling event conducted in July 2005.
- On November 17, 2005, ENSR submitted a Supplemental Groundwater Investigation Work Plan which proposed the installation of three additional shallow temporary monitoring points and four additional deep monitoring wells to complete the delineation of the subsurface petroleum hydrocarbon impact.
- On December 19, 2005, ENSR installed three temporary monitoring points for horizontal delineation and abandoned the thirteen temporary monitoring points installed in January 2005.

- December 20, 2005, ENSR collected groundwater samples from and subsequently abandoned the three temporary groundwater monitoring points.
- On January 3-5, 2006, ENSR installed a deep monitoring well in the vicinity of monitoring well MW-3A and in the vicinity of monitoring well MW-4A for vertical delineation.
- On March 16, 2006, ENSR submitted a Monitoring Well Installation and Observation Report summarizing the site activities associated with the installation of two monitoring wells for vertical delineation. Groundwater samples collected from the newly installed monitoring wells MW-3B and MW-4B did not report any concentrations of volatile organic compounds (VOCs) total petroleum hydrocarbon diesel range/gasoline range organics (TPH DRO/GRO) above the laboratory detection limits except MTBE in monitoring well MW-4B at 16 µg/l.
- On March 14, 2006, ENSR discussed the content of the Corrective Action Plan (CAP) and testing with MDE. MDE approved the submittal of a Corrective Action Evaluation Plan (CAEP) to include protocols for pilot test activities to evaluate the remediation strategy of the site.
- On April 13, 2006, ENSR submitted a CAEP as agreed upon with the MDE. The CAEP included plans for the feasibility testing of groundwater pump and treat, soil vapor extraction and bioremediation as possible remediation strategies.
- On July 12, 2006 ENSR conducted a 9 hour pumping test on monitoring well MW-4A as discussed in the CAEP.
- On July 30, 2006 bioremediation bench scale studies were conducted by Enzyme Technologies, Inc. to determine the effectiveness of bio-augmentation or bio-stimulation applications for the degradation of petroleum hydrocarbons, including MTBE.
- On August 30, 2006 a soil vapor extraction test was conducted in accordance with CAEP approved protocols.
- On November 7, 2006 ENSR submitted a work plan to the MDE for the Membrane Interface Probe (MIP) investigation and additional monitoring well installation. The work plan was approved by MDE on November 29, 2006.
- On November 27, 2006 ENSR began a long-term soil vapor extraction (SVE) test on SVE points SVE-1, SVE-2, SVE-3 and monitoring well MW-4A.
- On January 16 and 17, 2007 ENSR installed nine membrane interface probe (MIP) borings.
- On January 29, 2007 ENSR submitted a Site Conceptual Model (SCM).
- On January 31, 2007 ENSR submitted a work plan for additional groundwater extraction testing.
- ENSR installed an off-site monitoring well (MW-8) on March 21, 2007.
- On March 22, 2007 ENSR submitted a report detailing the results of the MIP investigation and a report detailing the preliminary results from the long-term SVE test under separate covers.
- On August 27, 2007 ENSR submitted a work plan for subsurface pilot testing for the injection of bio-remediation products.
- ENSR installed one off-site monitoring well (MW-8B) on October 2, 2007.

- On February 4, 2008 ENSR submitted a revised bio-injection Work Plan as requested by MDE.
- On April 23, 2008 MDE approved the revised bio-injection Work Plan.
- On September 2, 2008 eight geoprobe points were installed to characterize soils in the proposed new tank field area.
- The SVE system was discontinued on September 8, 2008 with approval from MDE prior to the excavation of the former tank field.
- On October 8 and 9, 2008 AECOM observed the removal of three USTs and associated product piping. In addition 622.59 tons of soil was removed from the site. Observation well HW-1 was destroyed.
- On November 14, 2008, AECOM began field bio-augmentation testing which continued through April 2009.
- On December 2, 2008 AECOM submitted a Tank Closure Report to the MDE.
- On July 29, 2009 AECOM submitted a Bio-Augmentation Pilot Test Report to the MDE.
- On December 23, 2009, AECOM attempted a second semi-annual sampling of the potable well located at 2414 Pleasantville Road per the MDE directive letter dated March 5, 2009. Upon arrival, however, it was determined that the business had been vacated, and the building was no longer in use. AECOM will sample the Dental Technology property as it is connected to the same potable well.
- On January 20-21, 2010, AECOM completed installation and surveying of two additional shallow groundwater monitoring wells on-site and conducted a half-mile radius potable well search.
- On February 18, 2010, AECOM sampled the potable well located at the adjacent Dental Technology property.
- The well installation and potable well sampling were detailed in the Monthly Progress Report, dated March 5, 2010, and the Potable Well Survey Report, dated February 25, 2010.
- On March 25, 2010, AECOM submitted a Lineament Analysis Report to MDE per their December 29, 2009, directive letter.
- On September 17, 2010, AECOM submitted an Additional Well Installation Work Plan, recommending installation of three additional monitoring wells within the vicinity of HW-3, MW-4A, MW-9, and MW-10.
- On December 20 and 21, 2010, AECOM installed monitoring wells MW-11 through MW-13.
- In June 2011, AECOM completed the bioremediation pilot testing.
- On June 30, 2011, AECOM submitted a revised CAP, recommending installation of an additional four injection/ISOC points based on the results of the bio-augmentation pilot study.
- On March 6, 2012, MDE approved the Bio-Augmentation Work Plan, including the installation of two trenches and a nine month bio-augmentation testing period.

- On August 20, 2012, AECOM and Odyssey Construction completed the installation of the two bio-injection trenches and began the nine-month testing period on September 12, 2012.
- On June 6, 2013, AECOM concluded the nine month bio-augmentation testing period.
- On August 22, 2013, AECOM submitted a Bio-Augmentation Pilot Test Report, which included a request to extend the bio-augmentation feasibility test for an additional nine month period.
- On September 20, 2013, AECOM submitted a revised SCM, which reflected the updated pilot testing and sampling, and addressed the environmental issues at and around the subject property.
- On November 7, 2013, AECOM submitted a Revised Bio-Injection Testing Request for the use of Regenesys Oxygen Release Compound (ORC®) filter socks during the extended bio-augmentation feasibility test. MDE responded in a directive letter dated December 10, 2013 with a request for supplemental clarifications to the recently submitted SCM. Additionally, MDE instructed AECOM to begin quarterly monitoring of natural attenuation parameters.
- AECOM received a directive letter from MDE dated December 10, 2013 that instructed the monitoring of subsurface conditions for dissolved oxygen, nitrogen, sulfur, iron and methane to determine the progress of natural attenuation in the subsurface.
- On February 7, 2014, AECOM submitted a comprehensive remedial evaluation and an evaluation of the stability of the current groundwater contaminant plume in response to the MDE request for supplemental clarifications.
- AECOM received a directive letter from MDE dated May 28, 2014 that approved closure and abandonment of upgradient monitoring wells MW-1B, MW-2, MW-3A, MW-3B and HW-2.
- On June 30, 2014, five monitoring wells (MW-1B, MW-2, MW-3A, MW-3B and HW-2) were abandoned by Eichelbergers, Inc., a Maryland-licensed driller. The Well Abandonment Report was submitted to MDE under separate cover on July 29, 2014.
- AECOM received a directive letter from MDE dated April 14, 2015 updating the monitoring well sampling procedures. Monitoring wells MW-1A, MW-5, MW-7, and the on-site water supply well will be gauged and sampled on an annual basis. The remaining eleven on-site monitoring wells will continue to be gauged and sampled on a quarterly basis. Samples will no longer be collected from the offsite water supply well located at 2414 Pleasantville Road.
- On May 21, 2015, AECOM submitted an Additional Well Installation Work Plan to the MDE to install an additional off-site bedrock monitoring well (MW-8C) located adjacent to the existing monitoring wells MW-8A and MW-8B.
- AECOM received a directive letter from MDE dated June 16, 2015 that approved the installation of the off-site bedrock monitoring well (MW-8C). A geophysical analysis will be conducted on the bedrock that will include heat-pulse flow meter, 3-arm caliper, spontaneous potential, single resistivity, and acoustic televiwer. In addition, groundwater samples will be collected from pertinent fracture points during geophysical testing.
- On October 12 and 13, 2015, AECOM installed additional off-site bedrock monitoring MW-8C located north of the subject property across Maryland Route 152 and adjacent to the northwest of monitoring wells MW-8A and MW-8B.
- On October 16, 2015, a borehole geophysics survey was completed on the bedrock monitoring well

MW-8C which utilized optical televiewer, acoustic televiewer, caliper, fluid temperature, fluid conductivity, natural gamma, borehole verticality, spontaneous potential, single point resistance, 16"/64" normal resistivity, and heat pulse flowmeter (static and dynamic) logging.

- On January 21, 2016 Arm Group Inc. (ARM) conducted packer testing on monitoring well MW-8C to collect discrete samples from targeted fractures in the bedrock. Four potential water-bearing fractures were selected including: 90 feet bgs to 112 feet bgs; 112 feet bgs to 120 feet bgs; 125 feet bgs to 148 bgs; and 162 feet bgs to 190 feet bgs (well bottom).
- On November 23, 2016, AECOM receive approval via e-mail correspondence from the MDE to abandon the injection points located across the northern asphalt paved entrance due to safety concerns.
- On October 24, 2016, AECOM abandoned the injection points located in a trench across the northern asphalt-paved entrance with concrete bentonite slurry and the area was repaved.
- AECOM received a directive letter from MDE dated April 18, 2017, that approved the discontinuation of the natural attenuation analysis and parameter collection during the quarterly sampling events.
- On May 26, 2017, AECOM submitted a Migration Risk and Remedial Goal Summary to the MDE to further demonstrate the risk of migration and impacts of onsite contaminants to the surrounding off-site potable wells. In addition, AECOM reviewed and edited the previously approved monitored natural attenuation and remedial goals for the site.

ACTIVITIES THIS QUARTER

Monitoring Period:	January through March 2019
Site Visit(s):	March 14, 2019
Field Activities:	Groundwater gauging and sampling, which occurred on March 14, 2019.
Depth-to-Water:	On March 14, 2019, depth-to-water ranged from 6.18 feet bgs in monitoring well MW-8C to 18.70 feet bgs in well MW-1A. A groundwater elevation map is shown as Figure 2 , and historical groundwater elevations are listed in Table 1 . Groundwater flow direction (northwest) remains consistent with previous sampling events.
Liquid-Phase Hydrocarbons:	No LPH has ever been observed at the site.
Number of Monitoring Wells/Monitoring Wells Sampled:	Twelve on-site monitoring wells (MW-1A, MW-4A, MW-4B, MW-5, MW-6, MW-7, MW-9 through MW-13, and HW-3) and three off-site monitoring wells (MW-8A through MW-8C) were sampled March 14, 2019 (Table 2, Figure 3 and Attachment A).

ANALYTICAL SUMMARY

Monitoring Wells

Groundwater samples were collected from twelve on-site monitoring wells (MW-1A, MW-4A, MW-4B, MW-5, MW-6, MW-7, MW-9 through MW-13, and HW-3) and three off-site monitoring wells (MW-8A through MW-8C) on March 14, 2019. Prior to sampling, the monitoring wells were purged until three well volumes were removed or until the well went dry to obtain representative samples. The samples were placed into appropriate glass containers and preserved as necessary. The samples were shipped to TestAmerica of Nashville, Tennessee and analyzed for VOCs including fuel oxygenates and naphthalene by EPA Method 8260B and TPH-GRO by EPA Method 8015.

Benzene, toluene, ethylbenzene, and xylene (BTEX) concentrations were below the laboratory detection limits (BDL) in all monitoring wells sampled. Methyl tert-butyl ether (MTBE), and total petroleum hydrocarbon-gasoline range organics (TPH-GRO) were BDL in monitoring wells MW-4B, MW-5, MW-7, MW-8B, and MW-8C. For the remaining wells, MTBE concentrations ranged from 1.09 µg/L in monitoring well MW-11 to 22.5 µg/L in monitoring well MW-4A and TPH-GRO concentrations ranged from 25.7 µg/L in monitoring well MW-10 to 42.5 µg/L in monitoring well MW-4A.

Tetrachloroethene (PCE) was detected in monitoring wells MW-1A, MW-4A, MW-4B, MW-9, and MW-10 at concentrations ranging from 4.28 µg/L in monitoring well MW-1A to 16.3 µg/L in monitoring well MW-4B. Monitoring wells MW-4A, MW-4B, MW-9, and MW-10 reported concentrations above the MDE cleanup standard of 5 µg/L. All remaining analytes reported levels below laboratory detection limits.

Results of the laboratory analysis are included on **Figure 3**, in **Table 2**, and **Attachment A**.

Store Potable Well

Samples from the onsite potable well were conducted on March 1, 2019 by 7-Eleven's independent contractor. Concentrations of BTEX, MTBE, TBA and TAME in the pre-, mid-, and post-treatment samples were below laboratory detection limits in all samples analyzed. Results of the laboratory analysis are included in **Table 3** and **Attachment A**. Per MDE directive, samples from the on-site potable well are collected on an annual basis (at a minimum).

MONITORING OF NATURAL ATTENUATION PARAMETERS

Natural attenuation parameters were historically collected from March 19, 2014 through March 13, 2017 from twelve on-site (MW-1A, MW-4A, MW-4B, MW-5, MW-6, MW-7, MW-9 through MW-13 and HW-3) and three off-site monitoring wells (MW-8A, MW-8B, MW-8C) on a quarterly basis. The samples were analyzed for methane by EPA Method 8015B, iron and sulfur by EPA Method 6010B, kjeldahl nitrogen by EPA Method 351.2, total nitrite/nitrate nitrogen by EPA Method 353.2, and field screened for dissolved oxygen to assist in evaluating the progress of natural attenuation in the subsurface. AECOM received a directive letter from MDE dated April 18, 2017, that approved the discontinuation of the natural attenuation analysis and parameter collection during the quarterly sampling events. Historical natural attenuation parameter trend graphs are included in **Attachment B**.

CURRENT SITE ASSESSMENT

On August 4, 2016, 7-Eleven and AECOM met with MDE to discuss the status and current conditions of the site, and the likelihood that impact observed on-site would impact the down-gradient, off-site potable wells. Per meeting discussions, cross-sections of the monitoring wells are shown on **Figure 4** and **Figure 5**. Concentration trend graphs displaying MTBE in the on-site and off-site monitoring wells are included as **Attachment C**. Comparison of the MTBE concentrations and the depth to groundwater since 2014 are included in **Attachment D**. Slight spikes in MTBE concentrations correlate with slight decreases in the depth to water in monitoring well MW-11, MW-12, and MW-13. No other significant trends were noted. Monitoring wells MW-4B, MW-8B, and MW-8C were not generated due to all concentrations of MTBE being reported below the MDE cleanup level of 20 µg/L over the past five years. Comparison of the historic MTBE concentrations and the depth to groundwater in all on-site and off-site monitoring wells are included as **Attachment E**.

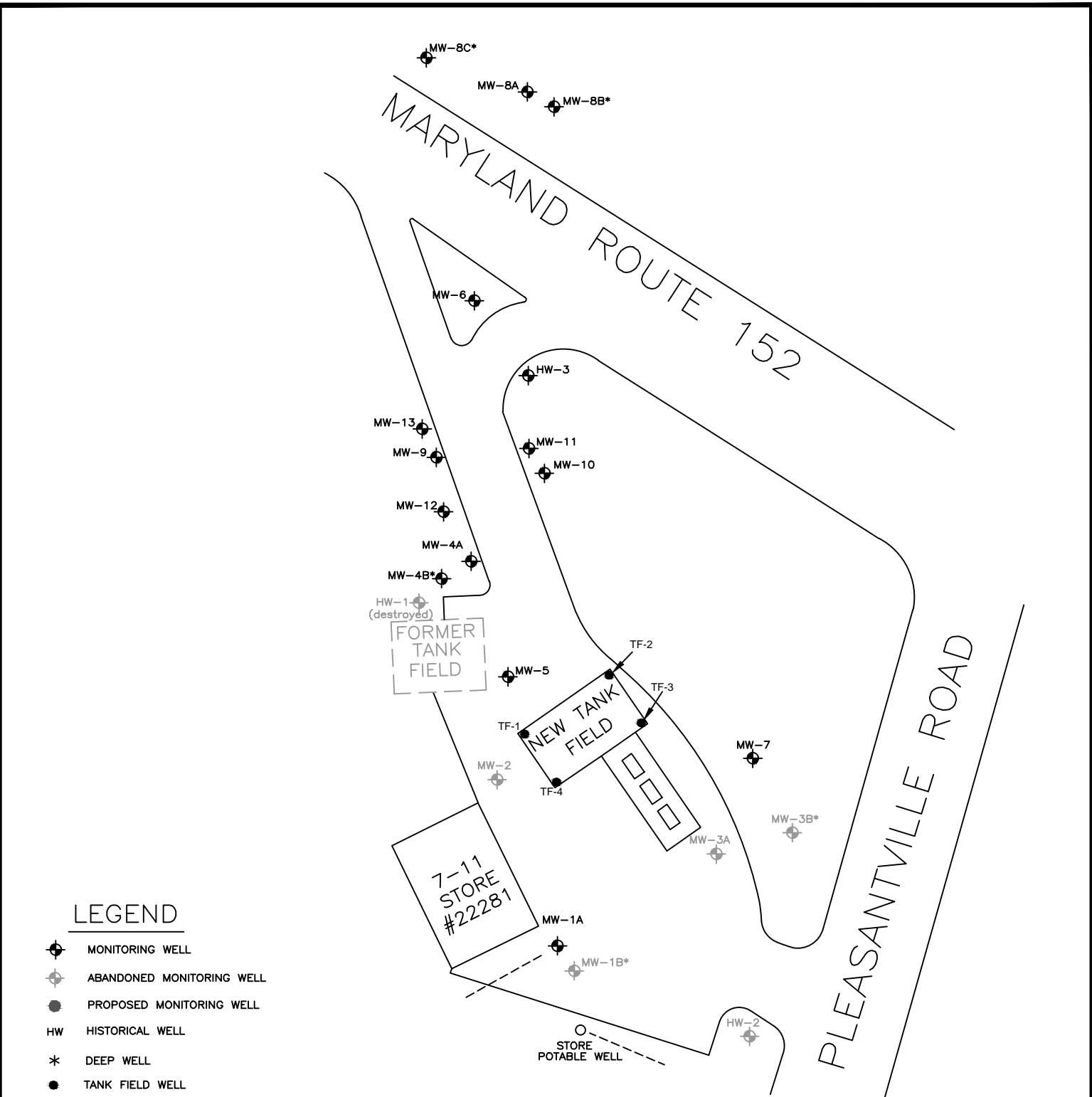
As shown in the cross-sections, wells MW-4B, MW-8B, and MW-8C provide coverage of the shallow fractures providing water to the off-site potable wells. MTBE concentrations in monitoring well MW-4B have been BDL since the March 24, 2015 sampling; MTBE concentrations in monitoring well MW-8B have been below the MDE Groundwater Cleanup Standard since the June 5, 2012 sampling event; and MTBE concentrations in monitoring well MW-8C have been BDL for the past five quarterly sampling events and remain below the MDE Groundwater Cleanup Standard through the current sampling event on March 14, 2019.

According to the Technical Protocol for Evaluating the Natural Attenuation of MTBE prepared by Peter Zeeb, Ph.D, L.S.P., P.G., and Todd H. Wiedemeier, P.G. in May 2007, monitored natural attenuation of MTBE has been a successful remedial strategy for the site. MTBE in the source monitoring well (MW-4A) and the downgradient wells have shown decreasing trends in MTBE over the years. The MTBE plume has displayed an overall decreasing trend in both size and concentration (see **Figure 3**) which suggests evidence of natural attenuation. As detailed in the Migration Risk Remedial Goal Summary Report dated May 26, 2017, the on-site MTBE has not significantly impacted any surrounding sensitive receptors nor is the MTBE likely to impact any in the future, based on the observed decreasing on-site trends. *Based on the findings of the Migration Risk and Remedial Goal Summary, and continued natural attenuation processes since its submittal, AECOM, on behalf of 7-Eleven, requests case closure for the site.*

ACTIVITIES FOR SECOND QUARTER 2019

- June 2019 Quarterly groundwater monitoring and sampling of nine on-site monitoring wells (MW-4A, MW-4B, MW-6, MW-9 through MW-13, HW-3) and three off-site monitoring wells (MW-8A, MW-8B, MW-8C), *pending MDE directive regarding the request for case closure.*

FIGURES



LEGEND

- MONITORING WELL
- ABANDONED MONITORING WELL
- PROPOSED MONITORING WELL
- HW** HISTORICAL WELL
- *** DEEP WELL
- TANK FIELD WELL



SCALE:

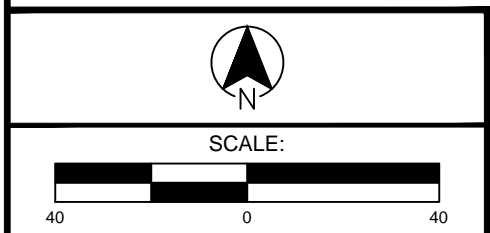
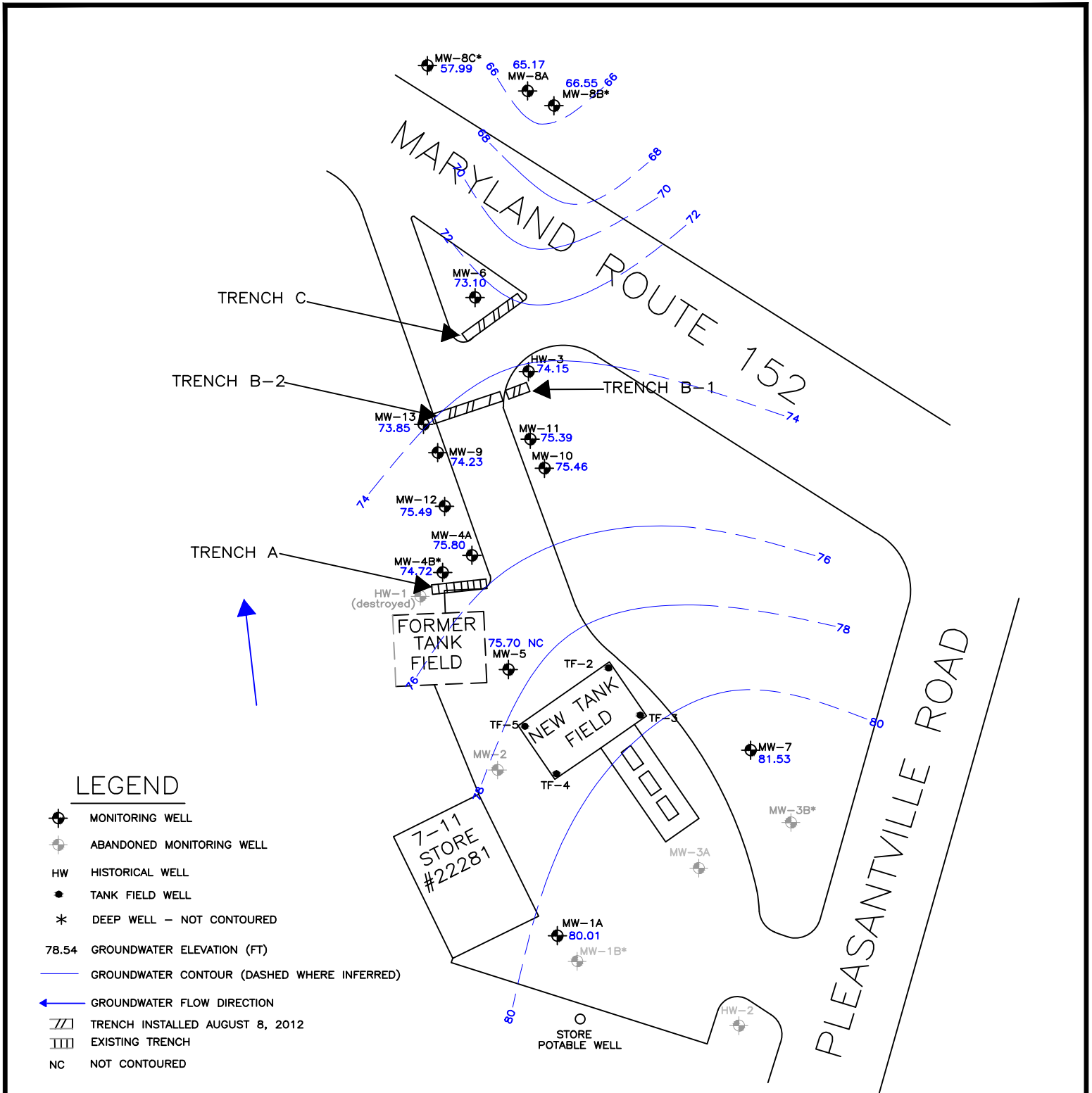


7-ELEVEN Inc.
 STORE No. 22281
 2400 PLEASANTVILLE ROAD
 FALLSTON, MARYLAND

SITE PLAN

FIGURE 1

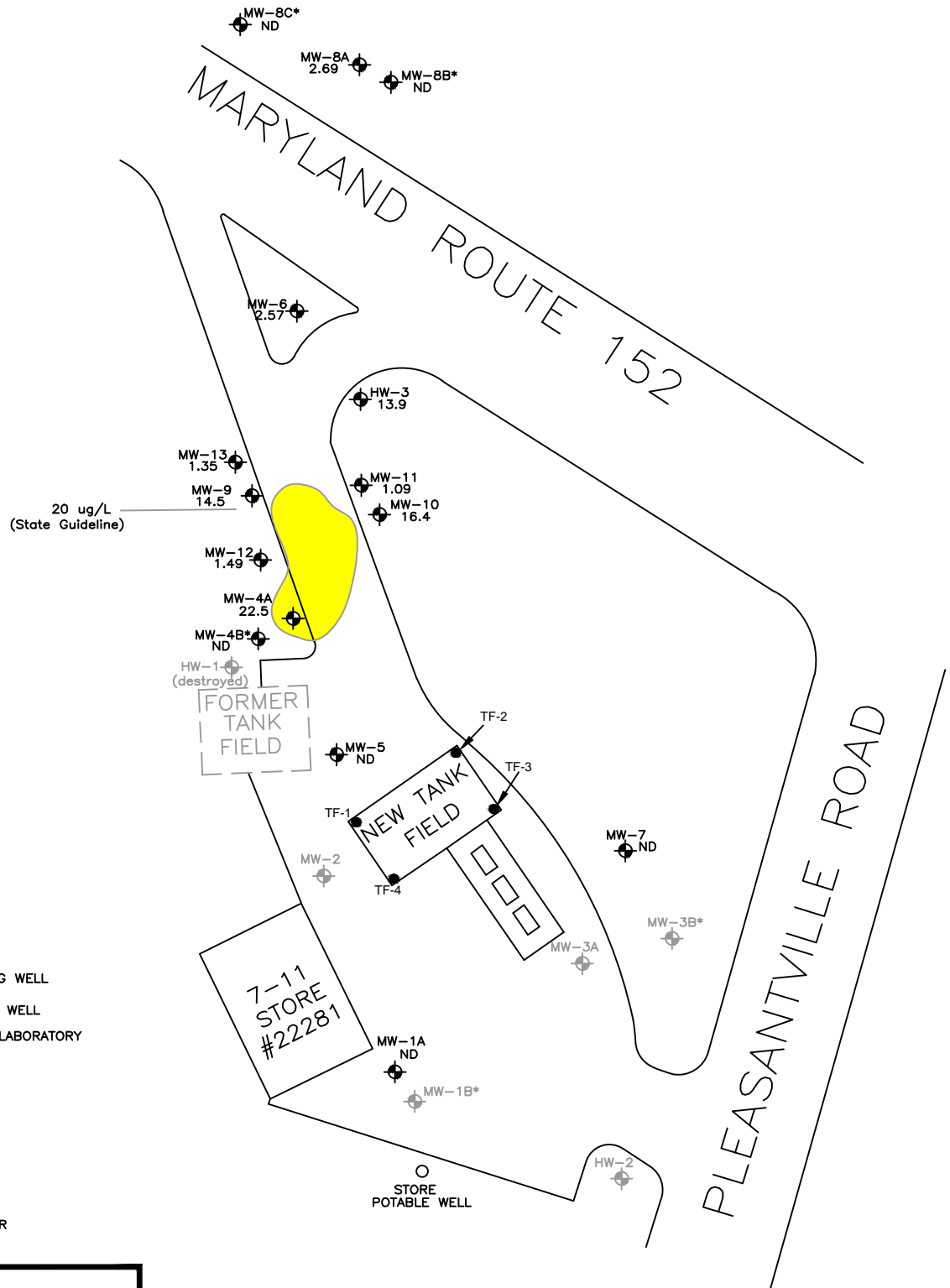




7-ELEVEN Inc.
STORE No. 22281
2400 PLEASANTVILLE ROAD
FALLSTON, MARYLAND

GROUNDWATER
ELEVATION MAP
MARCH 14, 2019

FIGURE 2
AECOM

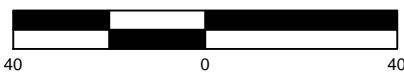


LEGEND

- MONITORING WELL
- ABANDONED MONITORING WELL
- PROPOSED MONITORING WELL
- ND NOT DETECTED ABOVE LABORATORY DETECTION LIMITS
- HW HISTORICAL WELL
- * DEEP WELL
- TANK FIELD WELL
- NS NOT SAMPLED
- UG/L MICROGRAMS-PER-LITER



SCALE:

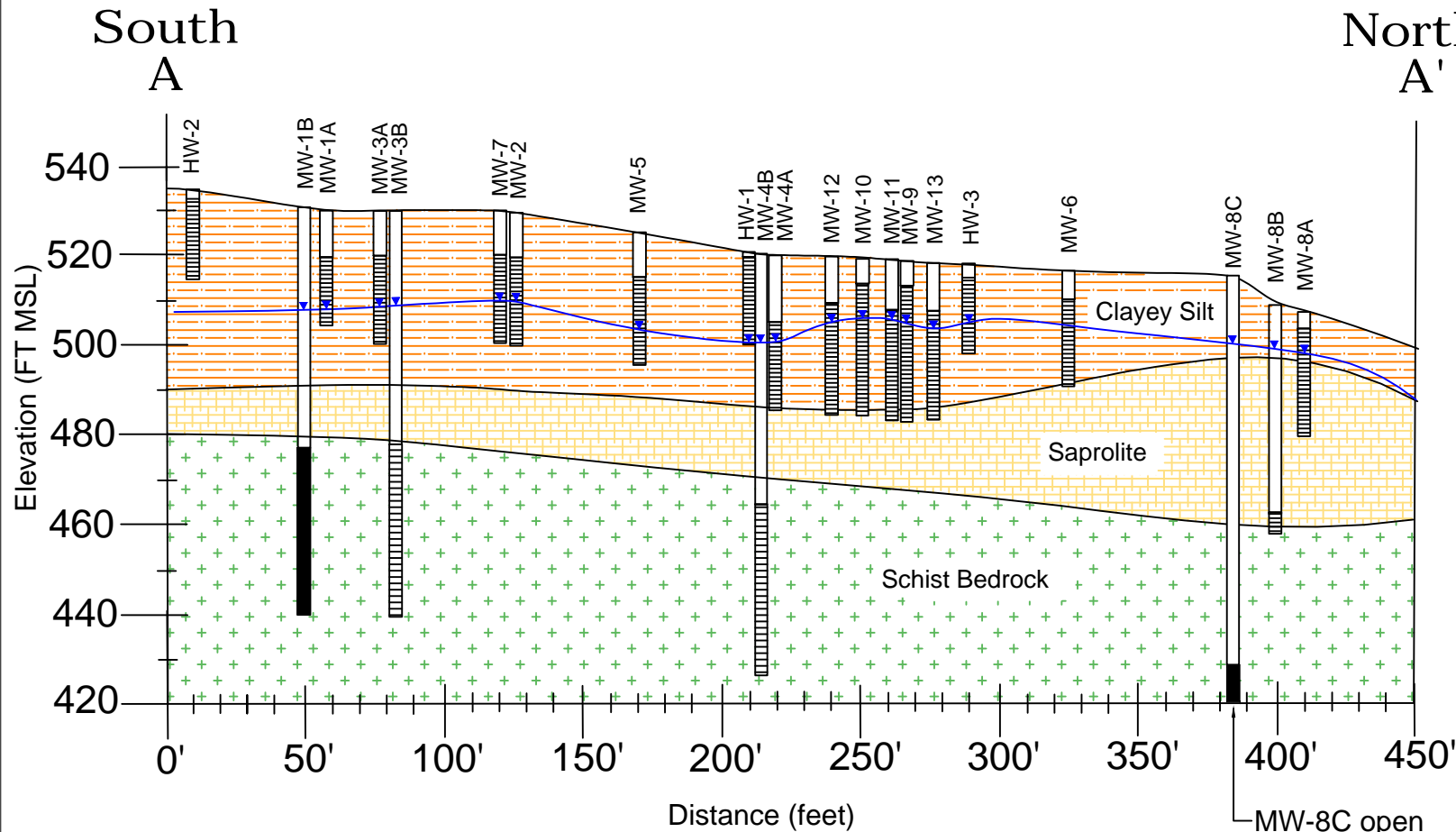


7-ELEVEN Inc.
STORE No. 22281
2400 PLEASANTVILLE ROAD
FALLSTON, MARYLAND

MTBE
ISOCONCENTRATION MAP
MARCH 14, 2019

FIGURE 3





Legend:

- MW-5 Monitoring Well ID
- Well Riser
- Well Screen
- Open Borehole
- Groundwater Elevation

DESIGNED BY:		NO.:		REVISIONS	
SD				DESCRIPTION:	DATE:
SD					
RA					
APPROVED BY:					
X					

AECOM

8000 Virginia Manor Rd, STE 110
 Beltsville, Maryland 20705
 PHONE: (301) 285-3900
 FAX: (301) 285-3901
 WEB: HTTP://WWW.AECOM.COM

Lithologic Cross-Section A-A'
 7-Eleven Store No. 22281
 2400 Pleasantville Road
 Fallston, MD

SCALE: SEE FIGURE 4/28/2016

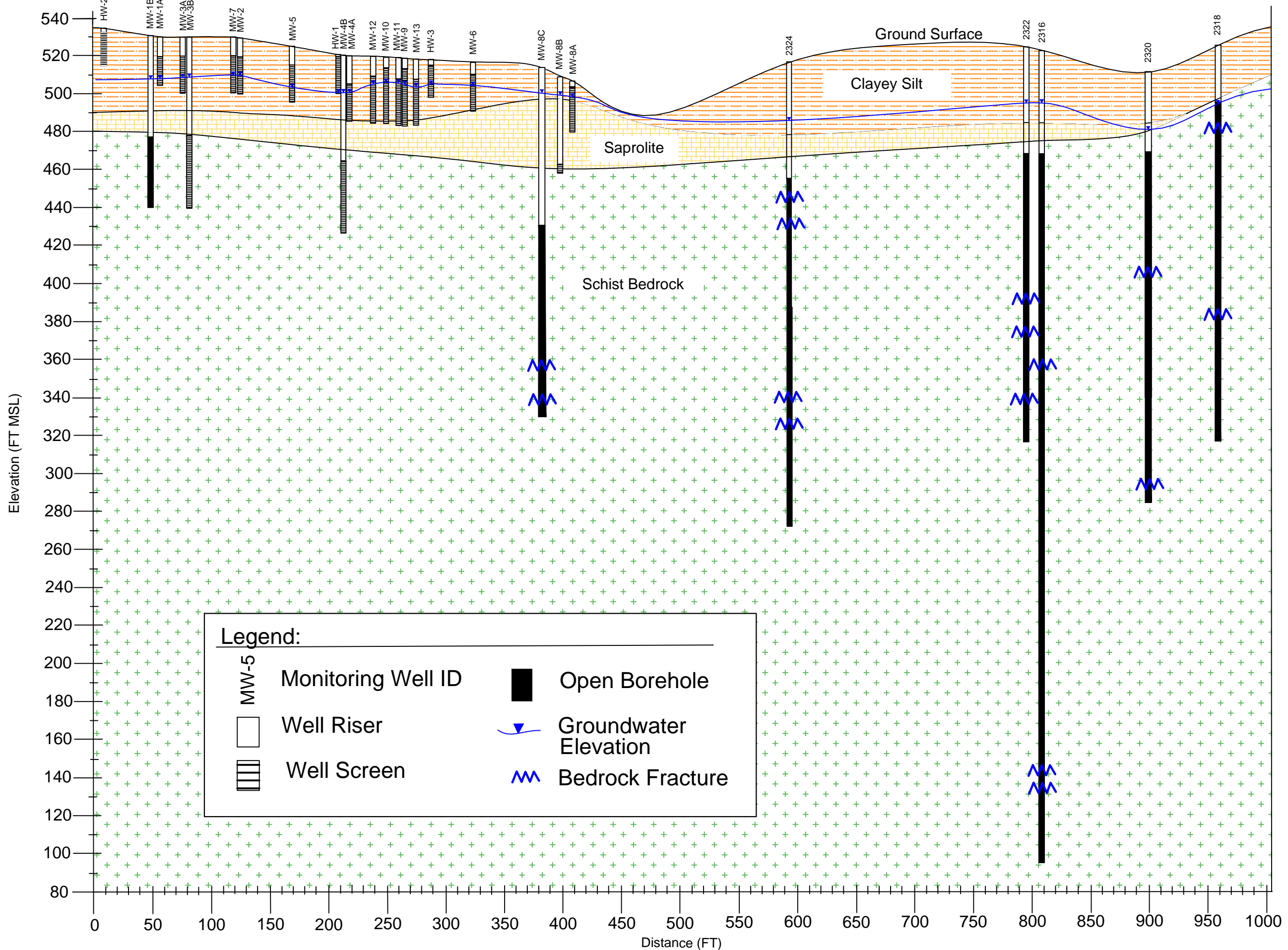
PROJECT NUMBER: 60144763

FIGURE NUMBER:

4

South A

North A''



Legend:

- MW-5 Monitoring Well ID
- Well Riser
- Well Screen
- Open Borehole
- Groundwater Elevation
- Bedrock Fracture

DESIGNED BY:		REVISIONS	
SD	NO.:	DESCRIPTION:	DATE:
SD	NO.:	DESCRIPTION:	DATE:
RA	CHECKED BY:	DESCRIPTION:	DATE:
X	APPROVED BY:	DESCRIPTION:	DATE:

AECOM

8000 Virginia Manor Rd. STE 110
 Beltsville, Maryland 20705
 PHONE: (301) 289-3900
 FAX: (301) 289-3901
 WEB: HTTP://WWW.AECOM.COM

Lithologic Cross-Section A-A''

7-Eleven Store No. 22281
 2400 Pleasantville Road
 Fallston, MD

SCALE: SEE FIGURE 4/28/2016 PROJECT NUMBER: 60144763

FIGURE NUMBER:
 5

SHEET NUMBER:
 1 OF 1

TABLES

Table 1
Monitoring Well Water Table Elevation
 7-Eleven Store No. 22281
 Fallston, Maryland

Well	Top of Casing	Date	Depth to Water	Corrected Elevation
MW-1A Installed- 7/6/05 Well Depth: 32' Screen: 10.5'-32' 4" diameter	98.71	7/26/05	22.34	76.37
		11/22/05	22.11	76.60
		3/16/06	22.40	76.31
		4/25/06	22.10	76.61
		5/12/06	22.24	76.47
		6/30/06	22.47	76.24
		7/13/06	20.85	77.86
		8/11/06	21.02	77.69
		9/12/06	21.64	77.07
		10/23/06	21.69	77.02
		11/21/06	21.43	77.28
		12/7/06	20.81	77.90
		1/29/07	21.42	77.29
		2/20/07	21.84	76.87
		3/28/07	21.83	76.88
		4/12/07	21.34	77.37
		5/14/07	21.21	77.50
		6/22/07	21.62	77.09
		7/30/07	22.03	76.68
		8/23/07	21.90	76.81
		9/25/07	23.72	74.99
		10/15/07	24.10	74.61
		11/26/07	23.25	75.46
		12/14/07	24.02	74.69
		1/29/08	23.60	75.11
		2/18/08	23.14	75.57
		3/14/08	22.87	75.84
		4/15/08	22.64	76.07
		5/20/08	22.59	76.12
		6/18/08	23.32	75.39
		7/22/08	23.87	74.84
		8/20/08	23.16	75.55
		9/3/08	23.38	75.33
		10/30/08 *	NG	NG
11/10/08	23.64	75.07		
11/24/08 *	NG	NG		
12/12/08 *	NG	NG		
12/22/08	23.66	75.05		
3/24/09	23.91	74.80		
4/30/09 *	23.38	75.33		
6/8/09	22.49	76.22		
7/7/09	22.33	76.38		
8/31/09	23.03	75.68		
9/27/09	22.44	76.27		
10/29/09	22.13	76.58		
11/5/09	21.90	76.81		

Table 1
Monitoring Well Water Table Elevation
 7-Eleven Store No. 22281
 Fallston, Maryland

Well	Top of Casing	Date	Depth to Water	Corrected Elevation
MW-1A Continued		12/23/09	20.91	77.80
		1/12/2010 *	NG	NG
		2/18/2010 *	20.26	78.45
		3/10/10	20.21	78.50
		4/8/2010*	19.20	79.51
		5/21/2010*	20.38	78.33
		6/7/10	20.57	78.14
		7/13/10	21.35	77.36
		7/31/2010 *	NG	--
		8/16/2010*	22.65	76.06
		9/20/10	22.71	76.00
		10/26/2010*	21.56	77.15
		11/23/2010*	22.17	76.54
		12/20/10	22.50	76.21
		2/3/11	23.98	74.73
		3/22/11	25.48	73.23
		4/26/11	20.69	78.02
		5/25/11	20.65	78.06
		6/29/11	21.05	77.66
		7/28/11	21.98	76.73
		8/2/11	22.60	76.11
		9/22/11	21.42	77.29
		10/6/11	20.89	77.82
		11/3/11	21.08	77.63
		12/8/11	21.39	77.32
		3/1/12	21.37	77.34
		6/5/12	22.84	75.87
		8/23/12	23.28	75.43
		12/6/12	22.30	76.41
		3/11/13	21.90	76.81
		6/6/13	22.09	76.62
		9/12/13	22.45	76.26
		12/18/13	22.61	76.10
		3/19/14	21.25	77.46
		6/16/14	19.10	79.61
		9/26/14	28.86	69.85
		12/8/14	22.42	76.29
		3/24/15	22.30	76.41
		6/23/15	21.51	77.20
		9/22/15	21.81	76.90
		12/21/15	22.12	76.59
3/9/16	21.68	77.03		
6/8/16	21.40	77.31		
9/19/16	22.91	75.80		
12/5/16	23.44	75.27		
3/13/17	24.34	74.37		
6/28/17	Paved over	-		
9/19/17	23.51	75.20		
12/19/17	24.41	74.30		
3/8/18	24.13	74.58		
6/27/18	21.55	77.16		
9/12/18	20.89	77.82		
12/26/18	18.98	79.73		
3/14/19	18.70	80.01		

Table 1
Monitoring Well Water Table Elevation
 7-Eleven Store No. 22281
 Fallston, Maryland

Well	Top of Casing	Date	Depth to Water	Corrected Elevation
MW-1B Installed- 7/6/05 Well Depth: 81' Open Hole: 53'-81' 6" diameter	99.18	7/26/05	23.18	76.00
		11/22/05	22.80	76.38
		3/16/06	22.27	76.91
		4/25/06	22.78	76.40
		5/12/06	22.81	76.37
		6/30/06	22.61	76.57
		7/13/06	21.20	77.98
		8/11/06	22.04	77.14
		9/12/06	22.34	76.84
		10/23/06	22.45	76.73
		11/21/06	21.88	77.30
		12/7/06	21.51	77.67
		1/29/07	22.13	77.05
		2/20/07	22.59	76.59
		3/28/07	22.31	76.87
		4/12/07	21.90	77.28
		5/14/07	21.96	77.22
		6/22/07	22.68	76.50
		7/30/07	22.64	76.54
		8/23/07	22.72	76.46
		9/25/07	24.50	74.68
		10/15/07	24.93	74.25
		11/26/07	24.13	75.05
		12/14/07	24.92	74.26
		1/29/08	24.48	74.70
		2/18/08	23.17	76.01
		3/14/08	23.45	75.73
		4/15/08	23.65	75.53
		5/20/08	23.31	75.87
		6/18/08	22.91	76.27
		7/22/08	23.45	75.73
		8/20/08	23.88	75.30
		9/3/08	23.96	75.22
10/30/08 *	24.07	75.11		
11/10/08	24.10	75.08		
11/24/08 *	NG	NG		
12/12/08 *	NG	NG		
12/22/08	24.13	75.05		
3/24/09	24.39	74.79		
4/30/09 *	23.84	75.34		
6/8/09	22.95	76.23		

Table 1
Monitoring Well Water Table Elevation
 7-Eleven Store No. 22281
 Fallston, Maryland

Well	Top of Casing	Date	Depth to Water	Corrected Elevation
MW-1B Continued		7/7/09	23.05	76.13
		8/31/09	23.45	75.73
		9/27/09	22.78	76.40
		10/29/09	22.55	76.63
		11/5/09	22.36	76.82
		12/23/09	21.15	78.03
		1/12/2010 *	20.68	78.50
		2/18/2010 *	20.71	78.47
		3/10/10	20.52	78.66
		4/8/2010*	19.61	79.57
		5/21/2010*	20.90	78.28
		6/7/10	20.96	78.22
		7/13/10	21.81	77.37
		7/31/2010 *	NG	--
		8/16/2010*	22.95	76.23
		9/20/10	23.19	75.99
		10/26/2010*	22.04	77.14
		11/23/2010*	22.58	76.60
		12/20/10	22.80	76.38
		2/3/11	23.53	75.65
		3/22/11	21.75	77.43
		4/26/11	21.14	78.04
		5/25/11	21.11	78.07
		6/29/11	21.45	77.73
		7/28/11	22.63	76.55
		8/2/11	23.27	75.91
		9/22/11	21.69	77.49
		10/6/11	21.53	77.65
		11/3/11	21.76	77.42
		12/8/11	21.89	77.29
		3/1/12	21.81	77.37
		6/5/12	23.43	75.75
		8/23/12	23.88	75.30
12/6/12	22.72	76.46		
3/11/12	22.15	77.03		
6/6/13	23.04	76.14		
9/12/13	25.35	73.83		
12/18/13	27.30	71.88		
3/19/14	21.85	77.33		
6/16/14	NG	NG		
Abandoned on June 30, 2014				

Table 1
Monitoring Well Water Table Elevation
 7-Eleven Store No. 22281
 Fallston, Maryland

Well	Top of Casing	Date	Depth to Water	Corrected Elevation
MW-2 Installed- 7/6/05 Well Depth: 31' Screen: 10.5'-31' 4" diameter	98.1	7/26/05	24.95	73.15
		11/22/05	24.96	73.14
		3/16/06	24.28	73.82
		4/25/06	24.81	73.29
		5/12/06	24.86	73.24
		6/30/06	23.99	74.11
		7/13/06	23.21	74.89
		8/11/06	23.89	74.21
		9/12/06	24.67	73.43
		10/23/06	24.74	73.36
		11/21/06	23.90	74.20
		12/7/06	23.67	74.43
		1/29/07	24.12	73.98
		2/20/07	24.39	73.71
		3/28/07	24.26	73.84
		4/12/07	24.07	74.03
		5/14/07	24.00	74.10
		6/22/07	24.97	73.13
		7/30/07	24.31	73.79
		8/23/07	26.00	72.10
		9/25/07	26.53	71.57
		10/15/07	26.78	71.32
		11/26/07	26.02	72.08
		12/14/07	26.25	71.85
		1/29/08	25.69	72.41
		2/18/08	25.43	72.67
		3/14/08	25.20	72.90
		4/15/08	25.38	72.72
		5/20/08	25.00	73.10
		6/18/08	25.05	73.05
		7/22/08	25.67	72.43
		8/20/08	26.22	71.88
		9/3/08	26.45	71.65
10/30/08 *	NG	NG		
11/10/08	26.58	71.52		
11/24/08 *	NG	NG		
12/12/08 *	NG	NG		
12/22/08	26.22	71.88		
3/24/09	26.55	71.55		
4/30/09 *	25.82	72.28		

Table 1
Monitoring Well Water Table Elevation
 7-Eleven Store No. 22281
 Fallston, Maryland

Well	Top of Casing	Date	Depth to Water	Corrected Elevation
MW-2 Continued		6/8/09	25.11	72.99
		7/7/09	25.16	72.94
		8/31/09	25.94	72.16
		9/27/09	25.53	72.57
		10/29/09	25.15	72.95
		11/5/09	25.88	72.22
		12/23/09	NG	NG
		1/12/2010 *	NG	NG
		2/18/2010 *	NG	NG
		3/10/10	23.03	75.07
		4/8/2010*	22.35	75.75
		5/21/2010*	24.11	73.99
		6/7/10	23.95	74.15
		7/13/10	25.22	72.88
		7/31/2010 *	NG	--
		8/16/2010*	25.72	72.38
		9/20/10	26.28	71.82
		10/26/2010*	25.58	72.52
		11/23/2010*	25.72	72.38
		12/20/10	25.81	72.29
		2/3/11	26.17	71.93
		3/22/11	24.20	73.90
		4/26/11	23.62	74.48
		5/25/11	23.63	74.47
		6/29/11	24.45	73.65
		7/28/11	25.38	72.72
		8/2/11	25.85	72.25
		9/22/11	24.30	73.80
		10/6/11	23.79	74.31
		11/3/11	24.10	74.00
		12/8/11	24.00	74.10
		3/1/12	24.59	73.51
		6/5/12	25.62	72.48
8/23/12	26.40	71.70		
12/6/12	25.75	72.35		
3/11/12	25.18	72.92		
6/6/13	25.21	72.89		
9/12/13	24.77	73.33		
12/18/13	24.38	73.72		
3/19/14	24.41	73.69		
6/16/14	NG	NG		
Abandoned on June 30, 2014				

Table 1
Monitoring Well Water Table Elevation
 7-Eleven Store No. 22281
 Fallston, Maryland

Well	Top of Casing	Date	Depth to Water	Corrected Elevation
MW-3A Installed- 7/6/05 Well Depth: 30' Screen: 10.5'-30' 4" diameter	97.44	7/26/05	20.60	76.84
		11/22/05	20.21	77.23
		3/16/06	19.70	77.74
		4/25/06	20.11	77.33
		5/12/06	20.25	77.19
		6/30/06	20.33	77.11
		7/13/06	18.39	79.05
		8/11/06	19.09	78.35
		9/12/06	19.72	77.72
		10/23/06	19.77	77.67
		11/21/06	19.18	78.26
		12/7/06	18.81	78.63
		1/29/07	19.41	78.03
		2/20/07	19.95	77.49
		3/28/07	19.71	77.73
		4/12/07	19.23	78.21
		5/14/07	19.20	78.24
		6/22/07	20.26	77.18
		7/30/07	19.81	77.63
		8/23/07	21.50	75.94
		9/25/07	21.97	75.47
		10/15/07	22.35	75.09
		11/26/07	21.31	76.13
		12/14/07	22.21	75.23
		1/29/08	21.70	75.74
		2/18/08	21.12	76.32
		3/14/08	20.82	76.62
		4/15/08	23.18	74.26
		5/20/08	20.57	76.87
		6/18/08	20.35	77.09
		7/22/08	20.72	76.72
		8/20/08	21.26	76.18
		9/3/08	21.35	76.09
10/30/08 *	NG	NG		
11/10/08	21.55	75.89		
11/24/08 *	NG	NG		
12/12/08 *	NG	NG		
12/22/08	21.52	75.92		
3/24/09	21.82	75.62		
4/30/09 *	21.16	76.28		

Table 1
Monitoring Well Water Table Elevation
 7-Eleven Store No. 22281
 Fallston, Maryland

Well	Top of Casing	Date	Depth to Water	Corrected Elevation
MW-3A Continued		6/8/09	20.44	77.00
		7/7/09	20.26	77.18
		8/31/09	20.92	76.52
		9/27/09	20.24	77.20
		10/29/09	19.92	77.52
		11/5/09	19.55	77.89
		12/23/09	18.43	79.01
		1/12/2010 *	17.69	79.75
		2/18/2010 *	19.89	77.55
		3/10/10	17.75	79.69
		4/8/2010*	16.78	80.66
		5/21/2010*	17.03	80.41
		6/7/10	18.44	79.00
		7/13/10	19.17	78.27
		7/31/2010 *	NG	--
		8/16/2010*	19.80	77.64
		9/20/10	20.54	76.90
		10/26/2010*	19.72	77.72
		11/23/2010*	19.79	77.65
		12/20/10	20.14	77.30
		2/3/11	20.85	76.59
		3/22/11	19.00	78.44
		4/26/11	18.29	79.15
		5/25/11	18.37	79.07
		6/29/11	18.90	78.54
		7/28/11	20.02	77.42
		8/2/11	20.65	76.79
		9/22/11	19.01	78.43
		10/6/11	18.61	78.83
		11/3/11	19.05	78.39
		12/8/11	19.30	78.14
		3/1/12	19.30	78.14
		6/5/12	20.85	76.59
8/23/12	21.22	76.22		
12/6/12	19.97	77.47		
3/11/12	19.51	77.93		
6/6/13	20.00	77.44		
9/12/13	21.21	76.23		
12/18/13	22.22	75.22		
3/19/14	18.86	78.58		
6/16/14	NG	NG		
Abandoned on June 30, 2014				

Table 1
Monitoring Well Water Table Elevation
 7-Eleven Store No. 22281
 Fallston, Maryland

Well	Top of Casing	Date	Depth to Water	Corrected Elevation
MW-3B Installed- 1/3/06 Well Depth: 80' Screen: 70-80' 4" diameter	98.06	2/22/06	18.60	79.46
		3/16/06	19.29	78.77
		4/25/06	19.60	78.46
		5/12/06	19.63	78.43
		6/30/06	19.55	78.51
		7/13/06	17.82	80.24
		8/11/06	18.76	79.30
		9/12/06	18.80	79.26
		10/23/06	19.23	78.83
		11/21/06	18.72	79.34
		12/7/06	18.92	79.14
		1/29/07	19.27	78.79
		2/20/07	19.42	78.64
		3/28/07	19.15	78.91
		4/12/07	18.73	79.33
		5/14/07	18.81	79.25
		6/22/07	19.76	78.30
		7/30/07	19.19	78.87
		8/23/07	22.02	76.04
		9/25/07	21.37	76.69
		10/15/07	22.00	76.06
		11/26/07	20.82	77.24
		12/14/07	22.16	75.90
		1/29/08	21.82	76.24
		2/18/08	20.47	77.59
		3/14/08	20.27	77.79
		4/15/08	21.09	76.97
		5/20/08	15.82	82.24
		6/18/08	19.67	78.39
		7/22/08	20.03	78.03
		8/20/08	20.90	77.16
		9/3/08	20.72	77.34
		10/30/08 *	NG	NG
11/10/08	20.84	77.22		
11/24/08 *	NG	NG		
12/12/08 *	NG	NG		
12/22/08	20.77	77.29		
3/24/09	20.94	77.12		
4/30/09 *	20.49	77.57		
6/8/09	19.90	78.16		

Table 1
Monitoring Well Water Table Elevation
 7-Eleven Store No. 22281
 Fallston, Maryland

Well	Top of Casing	Date	Depth to Water	Corrected Elevation
MW-3B Continued		7/7/09	20.02	78.04
		8/31/09	19.90	78.16
		9/27/09	19.92	78.14
		10/29/09	19.26	78.80
		11/5/09	19.25	78.81
		12/23/09	18.55	79.51
		1/12/2010 *	17.82	80.24
		2/18/2010 *	NG	NG
		3/10/10	17.47	80.59
		4/8/2010*	16.21	81.85
		5/21/2010*	17.10	80.96
		6/7/10	17.49	80.57
		7/13/10	18.41	79.65
		7/31/2010 *	NG	--
		8/16/2010*	18.97	79.09
		9/20/10	19.62	78.44
		10/26/2010*	18.80	79.26
		11/23/2010*	19.36	78.70
		12/20/10	19.18	78.88
		2/3/11	21.95	76.11
		3/22/11	18.20	79.86
		4/26/11	18.03	80.03
		5/25/11	18.00	80.06
		6/29/11	18.12	79.94
		7/28/11	19.43	78.63
		8/2/11	19.97	78.09
		9/22/11	18.94	79.12
		10/6/11	18.49	79.57
		11/3/11	18.85	79.21
		12/8/11	18.52	79.54
		3/1/12	18.67	79.39
		6/5/12	19.80	78.26
		8/23/12	20.24	77.82
12/6/12	19.35	78.71		
3/11/12	19.00	79.06		
6/6/13	19.35	78.71		
9/12/13	20.29	77.77		
12/18/13	21.48	76.58		
3/19/14	18.18	79.88		
6/16/14	NG	NG		
Abandoned on June 30, 2014				

Table 1
Monitoring Well Water Table Elevation
 7-Eleven Store No. 22281
 Fallston, Maryland

Well	Top of Casing	Date	Depth to Water	Corrected Elevation
MW-4A Installed- 7/5/05 Well Depth: 35' Screen:10-30.5' 4" diameter	88.68	7/26/05	15.57	73.11
		11/22/05	15.60	73.08
		3/16/06	14.87	73.81
		4/25/06	16.46	72.22
		5/12/06	15.51	73.17
		6/30/06	14.49	74.19
		7/13/06	13.75	74.93
		8/11/06	14.54	74.14
		9/12/06	15.29	73.39
		10/23/06	15.41	73.27
		11/21/06	14.54	74.14
		12/7/06	11.03	77.65
		1/29/07	13.32	75.36
		2/20/07	NG	NG
		3/28/07	14.80	73.88
		4/12/07	11.93	76.75
		5/14/07	11.36	77.32
		6/22/07	13.51	75.17
		7/30/07	12.23	76.45
		8/23/07	13.35	75.33
		9/25/07	15.68	73.00
		10/15/07	18.17	70.51
		11/26/07	15.55	73.13
		12/14/07	13.94	74.74
		1/29/08	13.91	74.77
		2/18/08	15.99	72.69
		3/14/08	15.73	72.95
		4/15/08	16.77	71.91
		5/20/08	12.45	76.23
		6/18/08	12.70	75.98
		7/22/08	13.98	74.70
		8/20/08	14.45	74.23
		9/3/08	14.79	73.89
10/30/08 *	17.34	71.34		
11/10/08	17.36	71.32		
11/24/08 *	17.35	71.33		
12/12/08 *	17.33	71.35		
12/22/08	16.94	71.74		
1/6/09*	16.77	71.91		
1/19/09*	16.68	72.00		

Table 1
Monitoring Well Water Table Elevation
 7-Eleven Store No. 22281
 Fallston, Maryland

Well	Top of Casing	Date	Depth to Water	Corrected Elevation
MW-4A Continued		1/28/09*	16.65	72.03
		2/4/09*	16.88	71.80
		2/16/09*	17.01	71.67
		3/4/09*	17.21	71.47
		3/24/09	17.31	71.37
		4/30/09 *	16.49	72.19
		6/8/09	15.80	72.88
		7/7/09	15.87	72.81
		8/31/09	16.69	71.99
		9/27/09	16.30	72.38
		10/29/09	15.91	72.77
		11/5/09	15.59	73.09
		12/23/09	14.73	73.95
		1/12/2010 *	14.15	74.53
		2/18/2010 *	14.30	74.38
		3/10/10	13.64	75.04
		4/8/2010*	13.01	75.67
		5/21/2010*C232	14.28	74.40
		6/7/10	14.76	73.92
		7/13/10	15.74	72.94
		7/31/2010 *	16.11	72.57
		8/16/2010*	16.46	72.22
		9/20/10	17.12	71.56
		10/26/2010*	16.19	72.49
		11/23/2010*	16.56	72.12
		12/20/10	16.62	72.06
		2/3/11	16.90	71.78
		3/22/11	14.95	73.73
		4/26/11	14.32	74.36
		5/25/11	14.35	74.33
		6/29/11	15.28	73.40
		7/28/11	16.17	72.51
		8/2/11	16.62	72.06
		9/22/11	15.60	73.08
		10/6/11	13.56	75.12
		11/3/11	14.82	73.86
		12/8/11	14.80	73.88
		3/1/12	16.48	72.20
		6/5/12	16.44	72.24
		8/23/12	17.13	71.55
		12/6/12	15.57	73.11
		3/11/12	15.94	72.74
		6/6/13	15.97	72.71
9/12/13	15.80	72.88		
12/18/13	15.50	73.18		
3/19/14	15.11	73.57		
6/16/14	13.96	74.72		
9/26/14	16.36	72.32		
12/8/14	16.46	72.22		
3/24/15	15.92	72.76		
6/23/15	15.52	73.16		
9/22/15	16.41	72.27		
12/21/15	16.58	72.10		
3/9/16	14.50	74.18		
6/8/16	15.89	72.79		
9/19/16	17.45	71.23		
12/5/16	18.08	70.60		
3/13/17	17.99	70.69		
6/28/17	17.09	71.59		
9/19/17	17.25	71.43		
12/19/17	18.10	70.58		
3/8/18	17.29	71.39		
6/27/18	14.89	73.79		
9/12/18	14.41	74.27		
12/26/18	12.90	75.78		
3/14/19	12.88	75.80		

Table 1
Monitoring Well Water Table Elevation
 7-Eleven Store No. 22281
 Fallston, Maryland

Well	Top of Casing	Date	Depth to Water	Corrected Elevation
MW-4B Installed- 1/4/06 Well Depth: 60' Screen: 45-60' 4" diameter	89.43	2/22/06	15.44	73.99
		3/16/06	15.70	73.73
		4/25/06	16.29	73.14
		5/12/06	16.34	73.09
		6/30/06	15.35	74.08
		7/13/06	14.58	74.85
		8/11/06	15.20	74.23
		9/12/06	16.11	73.32
		10/23/06	16.07	73.36
		11/21/06	15.23	74.20
		12/7/06	15.17	74.26
		1/29/07	15.09	74.34
		2/20/07	NG	NG
		3/28/07	15.82	73.61
		4/12/07	15.83	73.60
		5/14/07	15.25	74.18
		6/22/07	16.20	73.23
		7/30/07	15.76	73.67
		8/23/07	17.03	72.40
		9/25/07	18.00	71.43
		10/15/07	14.42	75.01
		11/26/07	17.93	71.50
		12/14/07	17.72	71.71
		1/29/08	17.09	72.34
		2/18/08	17.07	72.36
		3/14/08	16.72	72.71
		4/15/08	17.31	72.12
		5/20/08	16.77	72.66
		6/18/08	16.43	73.00
		7/22/08	16.96	72.47
		8/20/08	17.49	71.94
		9/3/08	17.97	71.46
		10/30/08 *	18.09	71.34
11/10/08	18.10	71.33		
11/24/08 *	18.06	71.37		
12/12/08 *	18.12	71.31		
12/22/08	17.77	71.66		
1/6/09*	17.68	71.75		
1/19/09*	17.64	71.79		
1/28/09*	17.60	71.83		

Table 1
Monitoring Well Water Table Elevation
 7-Eleven Store No. 22281
 Fallston, Maryland

Well	Top of Casing	Date	Depth to Water	Corrected Elevation
MW-4B Continued		2/4/09*	17.63	71.80
		2/16/09*	17.67	71.76
		3/4/09*	17.75	71.68
		3/24/09	18.10	71.33
		4/30/09 *	17.44	71.99
		6/8/09	17.14	72.29
		7/7/09	16.66	72.77
		8/31/09	17.44	71.99
		9/27/09	17.17	72.26
		10/29/09	16.72	72.71
		11/5/09	16.60	72.83
		12/23/09	15.58	73.85
		1/12/2010 *	15.04	74.39
		2/18/2010 *	15.27	74.16
		3/10/10	14.58	74.85
		4/8/2010*	13.83	75.60
		5/21/2010*	14.95	74.48
		6/7/10	16.48	72.95
		7/13/10	16.47	72.96
		7/31/2010 *	16.83	72.60
		8/16/2010*	16.17	73.26
		9/20/10	17.86	71.57
		10/26/2010*	16.92	72.51
		11/23/2010*	17.35	72.08
		12/20/10	17.39	72.04
		2/3/11	17.60	71.83
		3/22/11	15.63	73.80
		4/26/11	15.36	74.07
		5/25/11	15.10	74.33
		6/29/11	16.01	73.42
		7/28/11	16.94	72.49
		8/2/11	17.17	72.26
		9/22/11	16.00	73.43
		10/6/11	15.62	73.81
		11/3/11	15.50	73.93
		12/8/11	15.60	73.83
		3/1/12	16.23	73.20
		6/5/12	17.12	72.31
		8/23/12	17.81	71.62
		12/6/12	17.52	71.91
		3/11/12	16.73	72.70
		6/6/13	16.76	72.67
		9/12/13	16.14	73.29
		12/18/13	16.18	73.25
		3/19/14	15.82	73.61
	6/16/14	14.74	74.69	
	9/26/14	16.76	72.67	
	12/8/14	17.14	72.29	
	3/24/15	16.70	72.73	
	6/23/15	16.32	73.11	
	9/22/15	17.00	72.43	
	12/21/15	17.37	72.06	
	3/9/16	15.29	74.14	
	6/8/16	16.61	72.82	
	9/19/16	18.10	71.33	
	12/5/16	18.44	70.99	
	3/13/17	18.76	70.67	
	6/28/17	17.85	71.58	
	9/19/17	18.14	71.29	
	12/19/17	18.68	70.75	
	3/8/18	18.19	71.24	
	6/27/18	15.67	73.76	
	9/12/18	15.20	74.23	
	12/26/18	13.69	75.74	
	3/14/19	14.71	74.72	

Table 1
Monitoring Well Water Table Elevation
 7-Eleven Store No. 22281
 Fallston, Maryland

Well	Top of Casing	Date	Depth to Water	Corrected Elevation
MW-5 Installed- 7/5/05 Well Depth: 35' Screen: 10.5'-35' 4" diameter	93.29	7/26/05	20.21	73.08
		11/22/05	20.15	73.14
		3/16/06	19.55	73.74
		4/25/06	20.05	73.24
		5/12/06	20.09	73.20
		6/30/06	19.16	74.13
		7/13/06	18.45	74.84
		8/11/06	19.15	74.14
		9/12/06	19.90	73.39
		10/23/06	20.00	73.29
		11/21/06	19.14	74.15
		12/7/06	18.99	74.30
		1/29/07	19.41	73.88
		2/20/07	19.80	73.49
		3/28/07	19.29	74.00
		4/12/07	19.33	73.96
		5/14/07	19.28	74.01
		6/22/07	20.20	73.09
		7/30/07	20.24	73.05
		8/23/07	21.26	72.03
		9/25/07	21.79	71.50
		10/15/07	22.03	71.26
		11/26/07	21.48	71.81
		12/14/07	21.46	71.83
		1/29/08	21.02	72.27
		2/18/08	20.18	73.11
		3/14/08	20.45	72.84
		4/15/08	20.25	73.04
		5/20/08	20.25	73.04
		6/18/08	20.33	72.96
		7/22/08	20.96	72.33
		8/20/08	21.49	71.80
		9/3/08	21.71	71.58
10/30/08 *	NG	NG		
11/10/08	21.81	71.48		
11/24/08 *	NG	NG		
12/12/08 *	NG	NG		
12/22/08	21.38	71.91		
3/24/09	21.81	71.48		
4/30/09 *	21.06	72.23		
6/8/09	20.37	72.92		

Table 1
Monitoring Well Water Table Elevation
 7-Eleven Store No. 22281
 Fallston, Maryland

Well	Top of Casing	Date	Depth to Water	Corrected Elevation
MW-5 Continued		7/7/09	20.44	72.85
		8/31/09	21.21	72.08
		9/27/09	20.79	72.50
		10/29/09	20.40	72.89
		11/5/09	20.12	73.17
		12/23/09	19.26	74.03
		1/12/2010 *	18.70	74.59
		2/18/2010 *	18.82	74.47
		3/10/10	18.23	75.06
		4/8/2010*	17.66	75.63
		5/21/2010*	18.42	74.87
		6/7/10	19.26	74.03
		7/13/10	19.56	73.73
		7/31/2010 *	NG	--
		8/16/2010*	20.90	72.39
		9/20/10	21.55	71.74
		10/26/2010*	20.20	73.09
		11/23/2010*	21.00	72.29
		12/20/10	21.06	72.23
		2/3/11	21.35	71.94
		3/22/11	19.46	73.83
		4/26/11	18.92	74.37
		5/25/11	18.96	74.33
		6/29/11	19.78	73.51
		7/28/11	20.67	72.62
		8/2/11	21.15	72.14
		9/22/11	19.60	73.69
		10/6/11	18.93	74.36
		11/3/11	19.20	74.09
		12/8/11	19.30	73.99
		3/1/12	19.94	73.35
		6/5/12	20.91	72.38
		8/23/12	21.64	71.65
		12/6/12	21.01	72.28
		3/11/12	20.45	72.84
		6/6/13	20.51	72.78
		9/12/13	20.13	73.16
		12/18/13	19.71	73.58
		3/19/14	19.74	73.55
		6/16/14	18.55	74.74
9/26/14	20.75	72.54		
12/8/14	20.99	72.30		
3/24/15	20.50	72.79		
6/23/15	20.15	73.14		
9/22/15	20.94	72.35		
12/21/15	21.10	72.19		
3/9/16	19.15	74.14		
6/8/16	20.42	72.87		
9/19/16	21.98	71.31		
12/5/16	22.59	70.70		
3/13/17	22.54	70.75		
6/28/17	21.78	71.51		
9/19/17	21.91	71.38		
12/19/17	22.65	70.64		
3/8/18	21.90	71.39		
6/27/18	19.61	73.68		
9/12/18	19.40	73.89		
12/26/18	17.52	75.77		
3/14/19	17.59	75.70		

Table 1
Monitoring Well Water Table Elevation
 7-Eleven Store No. 22281
 Fallston, Maryland

Well	Top of Casing	Date	Depth to Water	Corrected Elevation
MW-6 Installed- 7/5/05 Well Depth: 25' Screen: 5.5'-25' 4" diameter	84.01	7/26/05	12.70	71.31
		11/22/05	12.63	71.38
		3/16/06	12.17	71.84
		4/25/06	12.41	71.60
		5/12/06	12.55	71.46
		6/30/06	10.39	73.62
		7/13/06	11.18	72.83
		8/11/06	10.47	73.54
		9/12/06	12.37	71.64
		10/23/06	12.43	71.58
		11/21/06	11.46	72.55
		12/7/06	11.85	72.16
		1/29/07	12.11	71.90
		2/20/07	12.28	71.73
		3/28/07	11.42	72.59
		4/12/07	11.92	72.09
		5/14/07	11.60	72.41
		6/22/07	12.76	71.25
		7/30/07	12.58	71.43
		8/23/07	12.65	71.36
		9/25/07	13.99	70.02
		10/15/07	14.08	69.93
		11/26/07	13.62	70.39
		12/14/07	13.41	70.60
		1/29/08	13.10	70.91
		2/18/08	12.72	71.29
		3/14/08	12.56	71.45
		4/15/08	12.62	71.39
		5/20/08	12.47	71.54
		6/18/08	12.76	71.25
		7/22/08	13.03	70.98
		8/20/08	13.77	70.24
		9/3/08	13.95	70.06
10/30/08 *	13.98	70.03		
11/10/08	13.94	70.07		
11/24/08 *	13.92	70.09		
12/12/08 *	NG	NG		
12/22/08	13.34	70.67		
1/19/09*	13.37	70.64		
2/16/09*	13.66	70.35		
3/24/09	13.87	70.14		

Table 1
Monitoring Well Water Table Elevation
 7-Eleven Store No. 22281
 Fallston, Maryland

Well	Top of Casing	Date	Depth to Water	Corrected Elevation
MW-6 Continued		4/30/09 *	13.04	70.97
		6/8/09	12.75	71.26
		7/7/09	12.89	71.12
		8/31/09	13.43	70.58
		9/27/09	13.10	70.91
		10/29/09	12.65	71.36
		11/5/09	12.39	71.62
		12/23/09	11.95	72.06
		1/12/2010 *	11.58	72.43
		2/18/2010 *	11.71	72.30
		3/10/10	10.82	73.19
		4/8/2010*	10.75	73.26
		5/21/2010*	11.80	72.21
		6/7/10	12.17	71.84
		7/13/10	13.17	70.84
		7/31/2010 *	13.15	70.86
		8/16/2010*	13.43	70.58
		9/20/10	13.90	70.11
		10/26/2010*	13.10	70.91
		11/23/2010*	13.40	70.61
		12/20/10	13.42	70.59
		2/3/11	13.58	70.43
		3/22/11	11.77	72.24
		4/26/11	11.50	72.51
		5/25/11	11.64	72.37
		6/29/11	12.55	71.46
		7/28/11	13.09	70.92
		8/2/11	13.51	70.50
		9/22/11	12.20	71.81
		10/6/11	11.70	72.31
		11/3/11	12.11	71.90
		12/8/11	11.91	72.10
		3/1/12	12.52	71.49
		6/5/12	13.02	70.99
		8/23/12	13.80	70.21
		12/6/12	13.33	70.68
		3/11/12	12.69	71.32
		6/6/13	12.89	71.12
		9/12/13	13.04	70.97
		12/18/13	12.40	71.61
		3/19/14	12.10	71.91
6/6/14	11.55	72.46		
9/26/14	13.51	70.50		
12/8/14	13.31	70.70		
3/24/15	12.70	71.31		
6/23/15	12.67	71.34		
9/22/15	13.61	70.40		
12/21/15	13.56	70.45		
3/9/16	11.93	72.08		
6/8/16	13.15	70.86		
9/19/16	14.40	69.61		
12/5/16	14.73	69.28		
3/13/17	14.65	69.36		
6/28/17	14.07	69.94		
9/19/17	14.20	69.81		
12/19/17	14.74	69.27		
3/8/18	13.91	70.10		
6/27/18	12.24	71.77		
9/12/18	12.02	71.99		
12/26/18	10.70	73.31		
3/14/19	10.91	73.10		

Table 1
Monitoring Well Water Table Elevation
 7-Eleven Store No. 22281
 Fallston, Maryland

Well	Top of Casing	Date	Depth to Water	Corrected Elevation
MW-7 Installed- 7/6/05 Well Depth: 30.5' Screen: 10'-30.5' 4" diameter	97.15	7/26/05	20.10	77.05
		11/22/05	19.64	77.51
		3/16/06	19.19	77.96
		4/25/06	19.61	77.54
		5/12/06	19.72	77.43
		6/30/06	19.24	77.91
		7/13/06	17.57	79.58
		8/11/06	18.68	78.47
		9/12/06	19.67	77.48
		10/23/06	19.30	77.85
		11/21/06	18.38	78.77
		12/7/06	18.16	78.99
		1/29/07	18.84	78.31
		2/20/07	19.50	77.65
		3/28/07	19.01	78.14
		4/12/07	18.67	78.48
		5/14/07	18.65	78.50
		6/22/07	19.81	77.34
		7/30/07	19.78	77.37
		8/23/07	21.08	76.07
		9/25/07	21.55	75.60
		10/15/07	21.94	75.21
		11/26/07	20.97	76.18
		12/14/07	21.70	75.45
		1/29/08	21.19	75.96
		2/18/08	20.53	76.62
		3/14/08	20.16	76.99
		4/15/08	20.43	76.72
		5/20/08	20.04	77.11
		6/18/08	19.86	77.29
		7/22/08	20.28	76.87
		8/20/08	20.84	76.31
		9/3/08	20.96	76.19
		10/30/08 *	NG	NG
11/10/08	21.11	76.04		
11/24/08 *	NG	NG		
12/12/08 *	NG	NG		
12/22/08	20.98	76.17		
1/28/09*	20.73	76.42		
2/4/09*	20.79	76.36		
3/24/09	21.30	75.85		

Table 1
Monitoring Well Water Table Elevation
7-Eleven Store No. 22281
Fallston, Maryland

Well	Top of Casing	Date	Depth to Water	Corrected Elevation
MW-7 Continued		4/30/09 *	20.50	76.65
		6/8/09	19.91	77.24
		7/7/09	19.87	77.28
		8/31/09	20.42	76.73
		9/27/09	19.74	77.41
		10/29/09	19.37	77.78
		11/5/09	18.92	78.23
		12/23/09	17.74	79.41
		1/12/2010 *	17.17	79.98
		2/18/2010 *	NG	NG
		3/10/10	16.99	80.16
		4/8/2010*	16.25	80.90
		5/21/2010*	17.07	80.08
		6/7/10	17.99	79.16
		7/13/10	18.78	78.37
		7/31/2010 *	NG	--
		8/16/2010*	19.40	77.75
		9/20/10	20.12	77.03
		10/26/2010*	18.80	78.35
		11/23/2010*	19.27	77.88
		12/20/10	19.55	77.60
		2/3/11	20.35	76.80
		3/22/11	18.18	78.97
		4/26/11	17.65	79.50
		5/25/11	17.87	79.28
		6/29/11	18.50	78.65
		7/28/11	19.66	77.49
		8/2/11	20.28	76.87
		9/22/11	18.28	78.87
		10/6/11	17.96	79.19
		11/3/11	18.60	78.55
		12/8/11	18.70	78.45
		3/1/12	18.80	78.35
		6/5/12	20.37	76.78
		8/23/12	20.84	76.31
		12/6/12	19.46	77.69
		3/11/12	19.93	77.22
		6/6/13	19.51	77.64
		9/12/13	20.66	76.49
		12/18/13	21.50	75.65
		3/19/14	18.60	78.55
		6/16/14	17.64	79.51
	9/26/14	19.44	77.71	
	12/8/14	19.38	77.77	
	3/24/15	19.60	77.55	
	6/23/15	18.60	78.55	
	9/22/15	19.24	77.91	
	12/21/15	19.13	78.02	
	3/9/16	17.1	80.05	
	6/8/16	18.52	78.63	
	9/19/16	20.27	76.88	
	12/5/16	21.30	75.85	
	3/13/17	21.66	75.49	
	6/28/17	21.82	75.33	
	9/19/17	20.90	76.25	
	12/19/17	22.00	75.15	
	3/8/18	21.05	76.10	
	6/27/18	18.61	78.54	
	9/12/18	17.91	79.24	
	12/26/18	15.55	81.60	
	3/14/19	15.62	81.53	

Table 1
Monitoring Well Water Table Elevation
7-Eleven Store No. 22281
Fallston, Maryland

Well	Top of Casing	Date	Depth to Water	Corrected Elevation
MW-8A Installed- 3/21/07 Well Depth: 30.' Screen: 5'-30' 4" diameter	75.07	3/28/07	6.41	68.66
		4/12/07	7.82	67.25
		5/14/07	7.79	67.28
		6/22/07	8.73	66.34
		7/30/07	8.59	66.48
		8/23/07	8.95	66.12
		9/25/07	9.60	65.47
		10/15/07	9.10	65.97
		11/26/07	9.12	65.95
		12/14/07	9.02	66.05
		1/29/08	8.42	66.65
		2/18/08	7.39	67.68
		3/14/08	8.58	66.49
		4/15/08	8.75	66.32
		5/20/08	8.56	66.51
		6/18/08	9.00	66.07
		7/22/08	9.40	65.67
		8/20/08	9.76	65.31
		9/3/08	8.86	66.21
		10/30/08 *	NG	NG
		11/10/08	9.50	65.57
		11/24/08 *	NG	NG
		12/12/08 *	NG	NG
		12/22/08	9.00	66.07
		3/24/09	9.47	65.60
		4/30/09 *	9.03	66.04
		6/8/09	8.89	66.18
		7/7/09	9.31	65.76
		8/31/09	9.46	65.61
		9/27/09	9.06	66.01
		10/29/09	8.57	66.50
		11/5/09	8.82	66.25
		12/23/09	8.67	66.40
		1/12/2010 *	NG	NG
2/18/2010 *	NG	NG		
3/10/10	8.05	67.02		
4/8/2010*	8.25	66.82		
5/21/2010*	8.89	66.18		
6/7/10	9.01	66.06		
7/13/10	9.99	65.08		
7/31/2010 *	NG	--		

Table 1
Monitoring Well Water Table Elevation
 7-Eleven Store No. 22281
 Fallston, Maryland

Well	Top of Casing	Date	Depth to Water	Corrected Elevation
MW-8A Continued		8/16/2010*	7.83	67.24
		9/20/10	9.92	65.15
		10/26/2010*	9.44	65.63
		11/23/2010*	9.48	65.59
		12/20/10	9.32	65.75
		2/3/11	9.02	66.05
		3/22/11	8.48	66.59
		4/26/11	8.44	66.63
		5/25/11	8.67	66.40
		6/29/11	9.30	65.77
		7/28/11	9.73	65.34
		8/2/11	9.75	65.32
		9/22/11	9.15	65.92
		10/6/11	8.90	66.17
		11/3/11	8.98	66.09
		12/8/11	8.36	66.71
		3/1/12	8.78	66.29
		6/5/12	9.34	65.73
		8/23/12	10.05	65.02
		12/6/12	9.72	65.35
		3/11/12	9.31	65.76
		6/6/13	9.57	65.50
		9/12/13	10.04	65.03
		12/18/13	9.45	65.62
		3/19/14	9.43	65.64
		6/16/14	9.95	65.12
		9/26/14	10.38	64.69
		12/8/14	10.47	64.60
		3/24/15	10.27	64.80
		6/23/15	10.30	64.77
		9/22/15	10.88	64.19
		12/21/15	10.71	64.36
		3/9/16	10.24	64.83
		6/8/16	10.82	64.25
		9/19/16	11.27	63.80
		12/5/16	11.20	63.87
		3/13/17	11.18	63.89
		6/28/17	11.05	64.02
		9/19/17	11.10	63.97
		12/19/17	11.25	63.82
3/8/18	10.80	64.27		
6/27/18	10.60	64.47		
9/12/18	10.28	64.79		
12/26/18	9.95	65.12		
3/14/19	9.90	65.17		

Table 1
Monitoring Well Water Table Elevation
 7-Eleven Store No. 22281
 Fallston, Maryland

Well	Top of Casing	Date	Depth to Water	Corrected Elevation
MW-8B Installed-10/2/07 Well Depth: 50' Screen: 45'-50' 4" diameter	74.74	10/3/07	8.26	66.48
		10/15/07	8.22	66.52
		11/26/07	8.30	66.44
		12/14/07	7.82	66.92
		1/29/08	7.31	67.43
		2/18/08	8.60	66.14
		3/14/08	7.25	67.49
		4/15/08	7.42	67.32
		5/20/08	7.36	67.38
		6/18/08	7.63	67.11
		7/22/08	8.02	66.72
		8/20/08	8.09	66.65
		9/3/08	8.38	66.36
		10/30/08 *	NG	NG
		11/10/08	8.37	66.37
		11/24/08 *	NG	NG
		12/12/08 *	NG	NG
		12/22/08	8.17	66.57
		3/24/09	9.58	65.16
		4/30/09 *	9.11	65.63
		6/8/09	8.38	66.36
		7/7/09	8.79	65.95
		8/31/09	8.92	65.82
		9/27/09	7.85	66.89
		10/29/09	9.42	65.32
		11/5/09	NG	NG
		12/23/09	7.10	67.64
		1/12/2010 *	NG	NG
		2/18/2010 *	NG	NG
		3/10/10	7.23	67.51
		4/8/2010*	7.41	67.33
		5/21/2010*	8.20	66.54
		6/7/10	7.22	67.52
7/13/10	9.28	65.46		
7/31/2010 *	NG	--		
8/16/2010*	9.64	65.10		
9/20/10	8.49	66.25		
10/26/2010*	7.99	66.75		
11/23/2010*	7.97	66.77		
12/20/10	8.01	66.73		
2/3/11	8.25	66.49		

Table 1
Monitoring Well Water Table Elevation
 7-Eleven Store No. 22281
 Fallston, Maryland

Well	Top of Casing	Date	Depth to Water	Corrected Elevation
MW-8B Continued		3/22/11	7.80	66.94
		4/26/11	7.26	67.48
		5/25/11	7.43	67.31
		6/29/11	7.88	66.86
		7/28/11	8.03	66.71
		8/2/11	8.30	66.44
		9/22/11	7.98	66.76
		10/6/11	6.21	92.50
		11/3/11	7.37	91.34
		12/8/11	7.40	67.34
		3/1/12	7.69	67.05
		6/5/12	8.08	66.66
		8/23/12	9.55	65.19
		12/6/12	8.34	66.40
		3/11/12	7.97	66.77
		6/6/13	8.01	66.73
		9/12/13	8.53	66.21
		12/18/13	8.00	66.74
		3/19/14	7.74	67.00
		6/16/14	8.12	66.62
		9/26/14	8.97	65.77
		12/8/14	8.92	65.82
		3/24/15	8.06	66.68
		6/23/15	8.61	66.13
		9/22/15	9.08	65.66
		12/21/15	8.98	65.76
		3/9/16	7.45	67.29
		6/8/16	9.09	65.65
		9/19/16	9.61	65.13
		12/5/16	9.71	65.03
		3/13/17	9.61	65.13
		6/28/17	9.48	65.26
		9/19/17	9.52	65.22
	12/19/17	9.69	65.05	
	3/8/18	9.25	65.49	
	6/27/18	8.72	66.02	
	9/12/18	8.51	66.23	
	12/26/18	7.96	66.78	
	3/14/19	8.19	66.55	

Table 1
Monitoring Well Water Table Elevation
 7-Eleven Store No. 22281
 Fallston, Maryland

Well	Top of Casing	Date	Depth to Water	Corrected Elevation
MW-8C Installed-10/12/15 Well Depth: 190' Bedrock MW 6" diameter	64.17	12/21/15	10.70	53.47
		3/9/16	7.53	56.64
		6/8/16	9.31	54.86
		9/19/16	11.31	52.86
		12/5/16	11.62	52.55
		3/13/17	11.45	52.72
		6/28/17	11.09	53.08
		9/19/17	11.36	52.81
		12/19/17	11.99	52.18
		3/8/18	11.14	53.03
		6/27/18	8.04	56.13
		9/12/18	7.60	56.57
		12/26/18	5.63	58.54
		3/14/19	6.18	57.99

Table 1
Monitoring Well Water Table Elevation
 7-Eleven Store No. 22281
 Fallston, Maryland

Well	Top of Casing	Date	Depth to Water	Corrected Elevation
MW-9 Installed-1/21/10 Well Depth: 35' Screen: 5'-35' 4" diameter	86.29	3/10/10	12.35	73.94
		4/8/2010*	12.10	74.19
		5/21/2010*	13.26	73.03
		6/7/10	13.60	72.69
		7/13/10	14.33	71.96
		7/31/2010 *	14.69	71.60
		8/16/2010*	15.03	71.26
		9/20/10	16.61	69.68
		10/26/2010*	14.60	71.69
		11/23/2010*	15.02	71.27
		12/20/10	15.24	71.05
		2/3/11	15.30	70.99
		3/22/11	13.45	72.84
		4/26/11	12.89	73.40
		5/25/11	12.97	73.32
		6/29/11	13.98	72.31
		7/28/11	15.77	70.52
		8/2/11	15.09	71.20
		9/22/11	13.65	72.64
		10/6/11	13.19	73.10
		11/3/11	13.50	72.79
		12/8/11	13.43	72.86
		3/1/12	14.00	72.29
		6/5/12	14.75	71.54
		8/23/12	15.52	70.77
		12/6/12	14.99	71.30
		3/11/12	14.34	71.95
		6/6/13	14.48	71.81
		9/12/13	14.51	71.78
		12/18/13	14.01	72.28
		3/19/14	13.63	72.66
		6/16/14	12.79	73.50
		9/26/14	15.03	71.26
		12/8/14	14.97	71.32
		3/24/15	14.35	71.94
		6/23/15	14.12	72.17
		9/22/15	15.12	71.17
		12/21/15	15.15	71.14
		3/9/16	13.19	73.10
		6/8/16	14.56	71.73
9/19/16	16.04	70.25		
12/5/16	16.47	69.82		
3/13/17	16.37	69.92		
6/28/17	15.67	70.62		
9/19/17	15.79	70.50		
12/19/17	16.51	69.78		
3/8/18	15.64	70.65		
6/27/18	13.63	72.66		
9/12/18	13.15	73.14		
12/26/18	11.89	74.40		
3/14/19	12.06	74.23		

Table 1
Monitoring Well Water Table Elevation
 7-Eleven Store No. 22281
 Fallston, Maryland

Well	Top of Casing	Date	Depth to Water	Corrected Elevation
MW-10 Installed-1/21/10 Well Depth: 35' Screen: 5'-35' 4" diameter	86.28	3/10/10	11.50	74.78
		4/8/2010*	10.90	75.38
		5/21/2010*	12.15	74.13
		6/7/10	12.69	73.59
		7/13/10	13.50	72.78
		7/31/2010 *	13.81	72.47
		8/16/2010*	14.18	72.10
		9/20/10	14.86	71.42
		10/26/2010*	13.92	72.36
		11/23/2010*	14.29	71.99
		12/20/10	14.46	71.82
		2/3/11	14.59	71.69
		3/22/11	16.76	69.52
		4/26/11	12.10	74.18
		5/25/11	12.13	74.15
		6/29/11	13.03	73.25
		7/28/11	13.92	72.36
		8/2/11	14.35	71.93
		9/22/11	12.84	73.44
		10/6/11	12.33	73.95
		11/3/11	12.63	73.65
		12/8/11	12.51	73.77
		3/1/12	13.34	72.94
		6/5/12	14.11	72.17
		8/23/12	14.85	71.43
		12/6/12	14.27	72.01
		3/11/12	13.65	72.63
		6/6/13	13.73	72.55
		9/12/13	13.56	72.72
		12/18/13	13.34	72.94
		3/19/14	12.90	73.38
		6/16/14	11.80	74.48
		9/26/14	14.08	72.20
		12/8/14	14.36	71.92
		3/24/15	13.60	72.68
		6/23/15	13.36	72.92
		9/22/15	14.28	72.00
		12/21/15	14.33	71.95
		3/9/16	12.29	73.99
		6/8/16	13.62	72.66
9/19/16	15.25	71.03		
12/5/16	15.78	70.50		
3/13/17	15.71	70.57		
6/28/17	14.95	71.33		
9/19/17	14.97	71.31		
12/19/17	15.75	70.53		
3/8/18	15.11	71.17		
6/27/18	12.70	73.58		
9/12/18	12.22	74.06		
12/26/18	10.80	75.48		
3/14/19	10.82	75.46		

Table 1
Monitoring Well Water Table Elevation
 7-Eleven Store No. 22281
 Fallston, Maryland

Well	Top of Casing	Date	Depth to Water	Corrected Elevation
MW-11 Installed-12/20/10 Well Depth: 35' Screen: 10'-35' 2" diameter	86.20	2/3/11	14.56	71.64
		3/22/11	12.63	73.57
		4/26/11	12.01	74.19
		5/25/11	12.08	74.12
		6/29/11	12.96	73.24
		7/28/11	13.84	72.36
		8/2/11	14.30	71.90
		9/22/11	12.78	73.42
		10/6/11	12.26	73.94
		11/3/11	12.57	73.63
		12/8/11	12.40	73.80
		3/1/12	13.31	72.89
		6/5/12	13.98	72.22
		8/23/12	14.77	71.43
		12/6/12	14.20	72.00
		3/11/12	13.59	72.61
		6/6/13	13.65	72.55
		9/12/13	13.49	72.71
		12/18/13	13.36	72.84
		3/19/14	12.83	73.37
		6/16/14	11.73	74.47
		9/26/14	14.03	72.17
		12/8/14	14.33	71.87
		3/24/15	13.53	72.67
		6/23/15	13.38	72.82
		9/22/15	14.25	71.95
		12/21/15	14.25	71.95
		3/9/16	12.27	73.93
		6/8/16	13.54	72.66
		9/19/16	15.20	71.00
		12/5/16	15.70	70.50
		3/13/17	15.62	70.58
6/28/17	14.90	71.30		
9/19/17	15.05	71.15		
12/19/17	14.94	71.26		
3/8/18	15.07	71.13		
6/27/18	12.62	73.58		
9/12/18	12.15	74.05		
12/26/18	10.72	75.48		
3/14/19	10.81	75.39		

Table 1
Monitoring Well Water Table Elevation
 7-Eleven Store No. 22281
 Fallston, Maryland

Well	Top of Casing	Date	Depth to Water	Corrected Elevation
MW-12 Installed-12/21/10 Well Depth: 35' Screen: 10'-35' 2" diameter	87.39	2/3/11	15.76	71.63
		3/22/11	13.68	73.71
		4/26/11	13.18	74.21
		5/25/11	13.23	74.16
		6/29/11	14.16	73.23
		7/28/11	15.05	72.34
		8/2/11	15.48	71.91
		9/22/11	13.91	73.48
		10/6/11	13.42	73.97
		11/3/11	13.71	73.68
		12/8/11	13.55	73.84
		3/1/12	14.36	73.03
		6/5/12	15.10	72.29
		8/23/12	15.98	71.41
		12/6/12	15.42	71.97
		3/11/12	14.77	72.62
		6/6/13	14.85	72.54
		9/12/13	14.75	72.64
		12/18/13	14.40	72.99
		3/19/14	13.98	73.41
		6/16/14	12.91	74.48
		9/26/14	15.27	72.12
		12/8/14	15.45	71.94
		3/24/15	14.77	72.62
		6/23/15	14.48	72.91
		9/22/15	15.34	72.05
		12/21/15	15.46	71.93
		3/9/16	13.35	74.04
		6/8/16	14.76	72.63
		9/19/16	16.33	71.06
		12/5/16	16.92	70.47
		3/13/17	16.84	70.55
6/28/17	15.98	71.41		
9/19/17	16.11	71.28		
12/19/17	16.94	70.45		
3/8/18	16.11	71.28		
6/27/18	13.74	73.65		
9/12/18	13.02	74.37		
12/26/18	11.83	75.56		
3/14/19	11.90	75.49		

Table 1
Monitoring Well Water Table Elevation
 7-Eleven Store No. 22281
 Fallston, Maryland

Well	Top of Casing	Date	Depth to Water	Corrected Elevation
MW-13 Installed-12/20/10 Well Depth: 35' Screen: 10'-35' 2" diameter	86.06	2/3/11	15.55	70.51
		3/22/11	13.47	72.59
		4/26/11	13.14	72.92
		5/25/11	13.25	72.81
		6/29/11	14.27	71.79
		7/28/11	14.77	71.29
		8/2/11	15.25	70.81
		9/22/11	13.79	72.27
		10/6/11	13.32	72.74
		11/3/11	13.66	72.40
		12/8/11	13.44	72.62
		3/1/12	14.19	71.87
		6/5/12	14.69	71.37
		8/23/12	15.65	70.41
		12/6/12	15.13	70.93
		3/11/12	14.42	71.64
		6/6/13	14.58	71.48
		9/12/13	14.72	71.34
		12/18/13	14.15	71.91
		3/19/14	13.72	72.34
		6/16/14	12.92	73.14
		9/26/14	15.22	70.84
		12/8/14	15.09	70.97
		3/24/15	14.40	71.66
		6/23/15	14.15	71.91
		9/22/15	15.33	70.73
		12/21/15	15.27	70.79
		3/9/16	13.34	72.72
		6/8/16	14.73	71.33
		9/19/16	16.23	69.83
		12/5/16	16.62	69.44
		3/13/17	16.51	69.55
6/28/17	15.85	70.21		
9/19/17	15.91	70.15		
12/19/17	16.45	69.61		
3/8/18	15.73	70.33		
6/27/18	13.80	72.26		
9/12/18	13.22	72.84		
12/26/18	12.00	74.06		
3/14/19	12.21	73.85		

Table 1
Monitoring Well Water Table Elevation
 7-Eleven Store No. 22281
 Fallston, Maryland

Well	Top of Casing	Date	Depth to Water	Corrected Elevation
HW-1 Installed- 10/89 Well Depth: 20' Screen: 3'-20' 4" diameter <i>* destroyed during 10/08 excavation activities</i>	92.69	3/16/06	19.31	73.38
		6/30/06	17.88	74.81
		7/13/06	17.57	75.12
		8/11/06	18.49	74.20
		9/12/06	19.20	73.49
		10/23/06	19.31	73.38
		11/21/06	18.27	74.42
		12/7/06	18.22	74.47
		1/29/07	18.30	74.39
		2/20/07	18.31	74.38
		3/28/07	18.71	73.98
		4/12/07	18.51	74.18
		5/14/07	18.32	74.37
		6/22/07	18.82	73.87
		7/30/07	18.79	73.90
		8/23/07	19.56	73.13
		9/25/07	Dry	Dry
		10/15/07	19.56	73.13
		11/26/07	Dry	Dry
		12/14/07	Dry	Dry
		1/29/08	19.85	72.84
		2/18/08	19.62	73.07
		3/14/08	19.62	73.07
		4/15/08	19.53	73.16
		5/20/08	19.32	73.37
		6/18/08	19.53	73.16
		7/22/08	19.76	72.93
		8/20/08	19.82	72.87
		9/3/08	19.84	72.85
		10/30/08	Destroyed	-

Table 1
Monitoring Well Water Table Elevation
 7-Eleven Store No. 22281
 Fallston, Maryland

Well	Top of Casing	Date	Depth to Water	Corrected Elevation
HW-2 Installed- 10/89 Well Depth: 19.5' Screen: 3'-19.5' 4" diameter	102	3/16/06	Dry	Dry
		6/30/06	19.49	82.51
		7/13/06	Dry	Dry
		8/11/06	Dry	Dry
		9/12/06	Dry	Dry
		10/23/06	Dry	Dry
		11/21/06	Dry	Dry
		12/7/06	Dry	Dry
		1/29/07	Dry	Dry
		2/20/07	Dry	Dry
		3/28/07	19.32	82.68
		4/12/07	Dry	Dry
		5/14/07	Dry	Dry
		6/22/07	Dry	Dry
		7/30/07	Dry	Dry
		8/23/07	Dry	Dry
		9/25/07	Dry	Dry
		10/15/07	Dry	Dry
		11/26/07	Dry	Dry
		12/14/07	Dry	Dry
		1/29/08	Dry	Dry
		2/18/08	Dry	Dry
		3/14/08	Dry	Dry
		4/15/08	Dry	Dry
		5/20/08	Dry	Dry
		6/18/08	Dry	Dry
		7/22/08	Dry	Dry
		8/20/08	Dry	Dry
		9/3/08	Dry	Dry
		10/30/08 *	NG	--
		11/10/08	Dry	Dry
		11/24/08 *	NG	NG
12/12/08 *	NG	NG		
12/22/08	Dry	Dry		
3/24/09	Dry	Dry		
4/30/09 *	Dry	Dry		
6/8/09	Dry	Dry		
7/7/09	Dry	Dry		
8/31/09	Dry	Dry		
9/27/09	Dry	Dry		
10/29/09	Dry	Dry		

Table 1
Monitoring Well Water Table Elevation
 7-Eleven Store No. 22281
 Fallston, Maryland

Well	Top of Casing	Date	Depth to Water	Corrected Elevation
HW-2 Continued		11/5/09	Dry	Dry
		12/23/09	Dry	Dry
		1/12/2010 *	Dry	Dry
		2/18/2010 *	NG	--
		3/10/10	Dry	Dry
		4/8/2010*	Dry	Dry
		5/21/2010*	Dry	Dry
		6/7/10	NG	--
		7/13/10	NG	--
		7/31/2010 *	NG	--
		8/16/2010*	NG	--
		9/20/10	Dry	Dry
		10/26/2010*	NG	--
		11/23/10	NG	--
		12/20/10	NG	--
		2/3/11	NG	--
		3/22/11	NG	--
		4/26/11	Dry	Dry
		5/25/11	Dry	Dry
		6/29/11	Dry	Dry
		7/28/11	Dry	Dry
		8/2/11	Dry	Dry
		9/22/11	Dry	Dry
		10/6/11	Dry	Dry
		11/3/11	Dry	Dry
		12/8/11	Dry	Dry
		3/1/12	Dry	Dry
		6/5/12	Dry	Dry
		8/23/12	Dry	Dry
		12/6/12	Dry	Dry
3/11/13	Dry	Dry		
6/6/13	Dry	Dry		
9/12/13	Dry	Dry		
12/18/13	Dry	Dry		
3/19/14	Dry	Dry		
6/16/14	Dry	Dry		
Abandoned on June 30, 2014				

Table 1
Monitoring Well Water Table Elevation
 7-Eleven Store No. 22281
 Fallston, Maryland

Well	Top of Casing	Date	Depth to Water	Corrected Elevation
HW-3 Installed- 10/89 Well Depth: 19.5' Screen: 3'-19.5' 4" diameter	85.01	1/29/07	12.40	72.61
		2/20/07	12.57	72.44
		3/28/07	NG	NG
		4/12/07	12.22	72.79
		5/14/07	12.11	72.90
		6/22/07	12.97	72.04
		7/30/07	12.61	72.40
		8/23/07	13.05	71.96
		9/25/07	14.30	70.71
		10/15/07	14.33	70.68
		11/26/07	14.19	70.82
		12/14/07	13.65	71.36
		1/29/08	13.54	71.47
		2/18/08	13.90	71.11
		3/14/08	12.97	72.04
		4/15/08	12.61	72.40
		5/20/08	12.41	72.60
		6/18/08	12.92	72.09
		7/22/08	13.31	71.70
		8/20/08	13.96	71.05
		9/3/08	14.16	70.85
		10/30/08 *	14.18	70.83
		11/10/08	14.16	70.85
		11/24/08 *	14.12	70.89
		12/12/08 *	NG	NG
		12/22/08	13.59	71.42
		1/19/09*	13.59	71.42
		2/16/09*	13.90	71.11
		3/24/09	14.12	70.89
		4/30/09 *	13.28	71.73
		6/8/09	12.94	72.07
		7/7/09	13.02	71.99
		8/31/09	13.65	71.36
		9/27/09	13.28	71.73
10/29/09	12.81	72.20		
11/5/09	12.54	72.47		
12/23/09	12.03	72.98		
1/12/2010 *	NG	NG		
2/18/2010 *	NG	NG		
3/10/10	11.03	73.98		
4/8/2010*	10.75	74.26		

Table 1
Monitoring Well Water Table Elevation
 7-Eleven Store No. 22281
 Fallston, Maryland

Well	Top of Casing	Date	Depth to Water	Corrected Elevation
HW-3 Continued		5/21/2010*	11.82	73.19
		6/7/10	12.22	72.79
		7/13/10	13.01	72.00
		7/31/2010 *	13.24	71.77
		8/16/2010*	13.55	71.46
		9/20/10	14.04	70.97
		10/26/2010*	13.23	71.78
		11/23/2010*	13.56	71.45
		12/20/10	13.60	71.41
		2/3/11	NG	--
		3/22/11	NG	--
		4/26/11	11.59	73.42
		5/25/11	11.68	73.33
		6/29/11	12.63	72.38
		7/28/11	13.35	71.66
		8/2/11	13.65	71.36
		9/22/11	12.26	72.75
		10/6/11	11.78	73.23
		11/3/11	12.14	72.87
		12/8/11	12.00	73.01
		3/1/12	NG	--
		6/5/12	13.31	71.70
		8/23/12	14.09	70.92
		12/6/12	13.54	71.47
		3/11/13	12.93	72.08
		6/6/13	13.12	71.89
		9/12/13	13.16	71.85
		12/18/13	12.57	72.44
		3/19/14	12.32	72.69
		6/16/14	11.53	73.48
		9/26/14	13.60	71.41
		12/8/14	13.43	71.58
		3/24/15	12.90	72.11
		6/23/15	12.81	72.20
		9/22/15	13.70	71.31
		12/21/15	13.68	71.33
		3/9/16	11.98	73.03
		6/8/16	13.22	71.79
		9/19/16	14.52	70.49
		12/5/16	14.93	70.08
3/13/17	14.82	70.19		
6/28/17	14.22	70.79		
9/19/17	14.15	70.86		
12/19/17	15.00	70.01		
3/8/18	14.12	70.89		
6/27/18	12.41	72.60		
9/12/18	11.99	73.02		
12/26/18	10.88	74.13		
3/14/19	10.86	74.15		

Table 1
Monitoring Well Water Table Elevation
 7-Eleven Store No. 22281
 Fallston, Maryland

Well	Top of Casing	Date	Depth to Water	Corrected Elevation
TF-1	NA	11/5/09	DRY	NA
		12/23/09	DRY	NA
		1/12/10	DRY	NA
		2/18/10	DRY	NA
		3/10/10	DRY	NA
		4/8/10	DRY	NA
		5/21/10	DRY	NA
		6/7/10	DRY	NA
		9/20/10	DRY	NA
		12/20/10	DRY	NA
		2/3/11	DRY	NA
		3/22/11	DRY	NA
		6/29/11	NG	NA
		2/3/11	DRY	NA
		3/22/11	DRY	NA
		6/29/11	NG	NA
		9/22/11	DRY	NA
		12/8/11	NG	NA
		3/1/12	NG	NA
		8/23/12	NG	NA
		12/6/12	NG	NA
		3/11/13	DRY	DRY
		6/6/13	DRY	DRY
		9/12/13	DRY	DRY
		12/18/13	DRY	DRY
		3/19/14	DRY	DRY
		6/16/14	DRY	DRY
		9/26/14	DRY	DRY
		12/8/14	DRY	DRY
		3/24/15	DRY	DRY
		6/23/15	DRY	DRY
		9/22/15	DRY	DRY
		12/21/15	DRY	DRY
		3/9/16	DRY	DRY
		3/8/16	LOCKED	-
		9/19/16	LOCKED	-
		12/5/16	LOCKED	-
		3/13/17	LOCKED	-
		6/28/17	LOCKED	-
		9/19/17	DRY	DRY
12/19/17	DRY	DRY		
3/8/18	DRY	DRY		
6/27/18	DRY	DRY		
9/12/18	DRY	DRY		
12/26/18	DRY	DRY		
3/14/19	DRY	DRY		

Table 1
Monitoring Well Water Table Elevation
 7-Eleven Store No. 22281
 Fallston, Maryland

Well	Top of Casing	Date	Depth to Water	Corrected Elevation
TF-2	NA	11/5/09		NA
		12/23/09	DRY	NA
		1/12/10	DRY	NA
		2/18/10	DRY	NA
		3/10/10	DRY	NA
		4/8/10	DRY	NA
		5/21/10	DRY	NA
		6/7/10	DRY	NA
		9/20/10	DRY	NA
		12/20/10	DRY	NA
		2/3/11	NG	NA
		3/22/11	NG	NA
		6/29/11	NG	NA
		9/22/11	NG	NA
		12/8/11	NG	NA
		3/1/12	NG	NA
		6/5/12	NG	NA
		8/23/12	NG	NA
		12/6/12	NG	NA
		3/11/13	DRY	DRY
		6/6/13	DRY	DRY
		9/12/13	DRY	DRY
		12/18/13	DRY	DRY
		3/19/14	DRY	DRY
		6/16/14	DRY	DRY
		9/26/14	DRY	DRY
		12/8/14	DRY	DRY
		3/24/15	DRY	DRY
		6/23/15	DRY	DRY
		9/22/15	DRY	DRY
		12/21/15	14.01	-
		3/9/16	DRY	DRY
		6/8/16	DRY	DRY
9/19/16	DRY	DRY		
12/5/16	DRY	DRY		
3/13/17	DRY	DRY		
6/28/17	14.35	-		
9/19/17	DRY	DRY		
12/19/17	DRY	DRY		
3/8/18	13.04	-		
6/27/18	13.29	-		
9/12/18	14.23	-		
12/26/18	14.30	-		
3/14/19	14.12	-		

Table 1
Monitoring Well Water Table Elevation
 7-Eleven Store No. 22281
 Fallston, Maryland

Well	Top of Casing	Date	Depth to Water	Corrected Elevation
TF-3	NA	11/5/09	DRY	NA
		12/23/09	DRY	NA
		1/12/10	DRY	NA
		2/18/10	DRY	NA
		3/10/10	DRY	NA
		4/8/10	DRY	NA
		5/21/10	DRY	NA
		6/7/10	DRY	NA
		9/20/10	DRY	NA
		12/20/10	DRY	NA
		2/3/11	DRY	NA
		3/22/11	DRY	NA
		6/29/11	NG	NA
		9/22/11	DRY	NA
		12/8/11	NG	NA
		3/1/12	NG	NA
		6/5/12	NG	NA
		8/23/12	NG	NA
		12/6/12	NG	NA
		3/11/13	DRY	DRY
		6/6/13	DRY	DRY
		9/12/13	DRY	DRY
		12/18/13	DRY	DRY
		3/19/14	DRY	DRY
		6/16/14	DRY	DRY
		9/26/14	DRY	DRY
		12/8/14	DRY	DRY
		3/24/15	DRY	DRY
		6/23/15	DRY	DRY
		9/22/15	DRY	DRY
		12/21/15	DRY	DRY
		3/9/16	DRY	DRY
		6/8/16	LOCKED	-
9/19/16	DRY	DRY		
12/5/16	DRY	DRY		
3/13/17	DRY	DRY		
6/28/17	14.65	-		
9/19/17	DRY	DRY		
12/19/17	DRY	DRY		
3/8/18	13.01	-		
6/27/18	14.72	-		
9/12/18	14.09	-		
12/26/18	14.41	-		
3/14/19	14.47	-		

Table 1
Monitoring Well Water Table Elevation
 7-Eleven Store No. 22281
 Fallston, Maryland

Well	Top of Casing	Date	Depth to Water	Corrected Elevation
TF-4	NA	11/5/09	DRY	NA
		12/23/09	DRY	NA
		1/12/10	DRY	NA
		2/18/10	DRY	NA
		3/10/10	DRY	NA
		4/8/10	DRY	NA
		5/21/10	DRY	NA
		6/7/10	DRY	NA
		9/20/10	DRY	NA
		12/20/10	DRY	NA
		2/3/11	NG	NA
		3/22/11	NG	NA
		6/29/11	NG	NA
		9/22/11	NG	NA
		12/8/11	NG	NA
		3/1/12	NG	NA
		6/5/12	NG	NA
		8/23/12	NG	NA
		12/6/12	NG	NA
		3/11/13	DRY	DRY
		6/6/13	DRY	DRY
		9/12/13	DRY	DRY
		12/18/13	DRY	DRY
		3/19/14	DRY	DRY
		6/16/14	DRY	DRY
		9/26/14	DRY	DRY
		12/8/14	DRY	DRY
		3/24/15	DRY	DRY
		6/23/15	DRY	DRY
		9/22/15	DRY	DRY
		12/21/15	DRY	DRY
		3/9/16	DRY	DRY
		6/8/16	LOCKED	-
9/19/16	LOCKED	-		
12/5/16	DRY	DRY		
3/13/17	DRY	DRY		
6/28/17	DRY	DRY		
9/19/17	DRY	DRY		
12/19/17	DRY	DRY		
3/8/18	DRY	DRY		
6/27/18	14.87	-		
9/12/18	DRY	DRY		
12/26/18	DRY	DRY		
3/14/19	DRY	DRY		

* Gauged as part of the Bio-injection Pilot Testing
 NG = Not Gauged; well inaccessible

Table 2
Monitoring Well Groundwater Analytical Results
 7-Eleven Store No. 22281
 Fallston, Maryland

Sample ID	Date	Benzene (µg/L)	Toluene (µg/L)	Ethylbenzene (µg/L)	Xylenes (µg/L)	BTEX (µg/L)	MTBE (µg/L)	TBA (µg/L)	TAME (µg/L)	TPH-GRO (µg/L)	Methane (µg/L)	Iron (mg/L)	Sulfur (mg/L)	Kjeldahl Nitrogen (mg/L)	Total Nitrate/Nitrite Nitrogen (mg/L)	DO (mg/L)
MW-1A	7/26/05	ND@1	ND@1	ND@1	ND@3	ND	ND@1	ND@25	ND@25	ND@100	--	--	--	--	--	--
	11/22/05	ND@1	ND@1	ND@1	ND@3	ND	ND@1	ND@25	ND@25	--	--	--	--	--	--	--
	3/16/06	ND@1	ND@1	ND@1	ND@3	ND	ND@1	ND@25	ND@25	ND@100	--	--	--	--	--	--
	6/30/06	ND@1	ND@1	ND@1	ND@3	ND	ND@1	ND@25	ND@25	ND@100	--	--	--	--	--	--
	9/12/06	ND@1	ND@1	ND@1	ND@3	ND	ND@1	ND@25	ND@25	ND@100	--	--	--	--	--	--
	12/7/06	ND@1	ND@1	ND@1	ND@3	ND	1	ND@10	ND@10	ND@100	--	--	--	--	--	--
	3/28/07	ND@1	ND@1	ND@1	ND@3	ND	2	ND@10	ND@10	ND@100	--	--	--	--	--	--
	6/22/07	ND@1	ND@1	ND@1	ND@3	ND	1	ND@10	ND@10	ND@100	--	--	--	--	--	--
	9/25/07	ND@1	ND@1	ND@1	ND@3	ND	2	ND@10	ND@10	ND@100	--	--	--	--	--	--
	12/14/07	ND@1	ND@1	ND@1	ND@3	ND	ND@1	ND@10	ND@10	ND@100	--	--	--	--	--	--
	3/14/08	ND@1	ND@1	ND@1	ND@3	ND	2	ND@10	ND@10	ND@100	--	--	--	--	--	--
	6/18/08	ND@1	ND@1	ND@1	ND@3	ND	3	ND@20	ND@10	ND@100	--	--	--	--	--	--
	9/3/08	ND@1	ND@1	ND@1	ND@3	ND	1	ND@20	ND@10	ND@100	--	--	--	--	--	--
	12/23/08	ND@1	ND@1	ND@1	ND@3	ND	2	ND@20	ND@10	ND@100	--	--	--	--	--	--
	3/24/09	ND@1	ND@1	ND@1	ND@3	ND	1	ND@20	ND@10	ND@100	--	--	--	--	--	--
	6/8/09	ND@1	ND@1	ND@1	ND@3	ND	ND@1	ND@20	ND@10	ND@100	--	--	--	--	--	--
	9/27/09	ND@1	ND@1	ND@1	ND@3	ND	2	ND@20	ND@10	ND@100	--	--	--	--	--	--
	12/23/09	ND@1	ND@1	ND@1	ND@3	ND	1	ND@20	ND@10	ND@100	--	--	--	--	--	--
	3/10/10	ND@1	ND@1	ND@1	ND@3	ND	1	ND@20	ND@10	ND@100	--	--	--	--	--	--
	6/7/10	ND@1	ND@1	ND@1	ND@3	ND	ND@1	ND@20	ND@10	ND@100	--	--	--	--	--	--
	9/20/10	ND@1	ND@1	ND@1	ND@3	ND	ND@1	ND@20	ND@10	ND@100	--	--	--	--	--	--
	12/20/10	ND@1	ND@1	ND@1	ND@3	ND	1	ND@20	ND@10	ND@100	--	--	--	--	--	--
	3/22/11	ND@1	ND@1	ND@1	ND@3	ND	1	ND@20	ND@10	ND@100	--	--	--	--	--	--
	6/29/11	ND@1	ND@1	ND@1	ND@3	ND	ND@1	ND@20	ND@10	ND@100	--	--	--	--	--	--
	9/22/11	ND@1	ND@1	ND@1	ND@3	ND	ND@1	ND@20	ND@10	ND@100	--	--	--	--	--	--
	12/8/11	ND@1	ND@1	ND@1	ND@3	ND	ND@1	ND@20	ND@10	ND@100	--	--	--	--	--	--
	3/1/12	ND@1	ND@1	ND@1	ND@3	ND	ND@1	ND@20	ND@10	ND@100	--	--	--	--	--	--
	6/5/12	ND@1	ND@1	ND@1	ND@3	ND	ND@1	ND@20	ND@10	ND@100	--	--	--	--	--	--
	9/12/12	ND@1	ND@1	ND@1	ND@3	ND	ND@1	ND@20	ND@10	ND@100	--	--	--	--	--	--
	12/6/12	ND@1	ND@1	ND@1	ND@3	ND	ND@1	ND@20	ND@10	ND@100	--	--	--	--	--	--
	3/11/13	ND@1	ND@1	ND@1	ND@3	ND	ND@1	ND@20	ND@10	ND@100	--	--	--	--	--	--
	6/6/13	ND@1	ND@1	ND@1	ND@3	ND	ND@1	ND@20	ND@10	ND@100	--	--	--	--	--	--
	9/12/13	ND@1	ND@1	ND@1	ND@3	ND	ND@1	ND@20	ND@10	ND@100	--	--	--	--	--	--
	12/18/13	ND@1	ND@1	ND@1	ND@3	ND	ND@1	ND@20	ND@10	ND@100	--	--	--	--	--	--
	3/19/2014	ND@0.5	ND@0.7	ND@0.8	ND@1.6	ND	0	ND@10	ND@0.8	0	0	2.2	4.64	0	4.4	10.2
	6/16/2014	ND@0.5	ND@0.5	ND@0.5	ND@1	ND	0	ND@5	ND@0.5	0	3.6	8.52	5.85	0	4.7	7.61
	9/26/2014	ND@0.5	ND@0.5	ND@0.5	ND@1	ND	0	ND@5	ND@0.5	0	290	7.54	8.59	0.69	3.8	4.0
	12/8/14	ND@0.5	ND@0.5	ND@0.5	ND@1	ND	0	ND@5	ND@0.5	0	45	22.5	6.29	0	1.6	4.1
	3/24/15	ND@1	ND@1	ND@1	ND@2	ND	ND@1	ND@10	ND@1	ND@100	ND@5	41	8.27	ND@0.5	3.39	3.7
	6/23/15	Not Sampled														2.64
	9/22/15	Not Sampled														
	12/21/15	Not Sampled														0.84
	3/9/16	ND@1	ND@1	ND@1	ND@2	ND	ND@1	ND@10	ND@1	ND@100	ND@5	5.11	7.9	ND@0.5	3.99	6.37
	6/8/16	Not Sampled														6.69
	9/21/16	Not Sampled														5.55
	12/5/16	Not Sampled														4.11
	3/13/17	ND@1	ND@1	ND@1	ND@2	ND	ND@1	NA	NA	ND@100	ND@5	90.6	6.73	ND@0.5	4.15	6.52
	6/28/17	Not Sampled - Paved Over														
	9/19/17	Not Sampled														NA
	12/19/17	Not Sampled														NA
	3/8/18	ND@1	ND@1	ND@1	ND@3	ND	ND@1	ND@10	ND@1	ND@100	NA	NA	NA	NA	NA	NA
	6/27/18	Not Sampled														
	9/12/18	Not Sampled														
	12/26/18	Not Sampled														
	3/14/19	ND@1	ND@1	ND@1	ND@3	ND	ND@1	ND@10	ND@1	31.7	NA	NA	NA	NA	NA	NA

Table 2
Monitoring Well Groundwater Analytical Results
 7-Eleven Store No. 22281
 Fallston, Maryland

Sample ID	Date	Benzene (µg/L)	Toluene (µg/L)	Ethylbenzene (µg/L)	Xylenes (µg/L)	BTEX (µg/L)	MTBE (µg/L)	TBA (µg/L)	TAME (µg/L)	TPH-GRO (µg/L)	Methane (µg/L)	Iron (mg/L)	Sulfur (mg/L)	Kjeldahl Nitrogen (mg/L)	Total Nitrate/Nitrite Nitrogen (mg/L)	DO (mg/L)
MW-1B	7/26/05	ND@1	ND@1	ND@1	ND@3	ND	11	ND@25	ND@25	ND@100	--	--	--	--	--	--
	11/22/05	ND@1	ND@1	ND@1	ND@3	ND	12	ND@25	ND@25	--	--	--	--	--	--	--
	3/16/06	ND@1	ND@1	ND@1	ND@3	ND	6	ND@25	ND@25	ND@100	--	--	--	--	--	--
	6/30/06	ND@1	ND@1	ND@1	ND@3	ND	3	ND@25	ND@25	ND@100	--	--	--	--	--	--
	9/12/06	ND@1	ND@1	ND@1	ND@3	ND	6	ND@25	ND@25	ND@100	--	--	--	--	--	--
	12/7/06	ND@1	ND@1	ND@1	ND@3	ND	6	ND@10	ND@10	ND@100	--	--	--	--	--	--
	3/28/07	ND@1	ND@1	ND@1	ND@3	ND	2	ND@10	ND@10	ND@100	--	--	--	--	--	--
	6/22/07	ND@1	ND@1	ND@1	ND@3	ND	2	ND@10	ND@10	ND@100	--	--	--	--	--	--
	9/25/07	ND@1	ND@1	ND@1	ND@3	ND	2	ND@10	ND@10	ND@100	--	--	--	--	--	--
	12/14/07	ND@1	ND@1	ND@1	ND@3	ND	2	ND@10	ND@10	ND@100	--	--	--	--	--	--
	3/14/08	ND@1	ND@1	ND@1	ND@3	ND	2	ND@10	ND@10	ND@100	--	--	--	--	--	--
	6/18/08	ND@1	ND@1	ND@1	ND@3	ND	ND@1	ND@20	ND@10	ND@100	--	--	--	--	--	--
	9/3/08	ND@1	ND@1	ND@1	ND@3	ND	1	ND@20	ND@10	ND@100	--	--	--	--	--	--
	12/23/08	ND@1	ND@1	ND@1	ND@3	ND	1	ND@20	ND@10	ND@100	--	--	--	--	--	--
	3/24/09	ND@1	ND@1	ND@1	ND@3	ND	2	ND@20	ND@10	ND@100	--	--	--	--	--	--
	6/8/09	ND@1	ND@1	ND@1	ND@3	ND	1	ND@20	ND@10	ND@100	--	--	--	--	--	--
	9/27/09	ND@1	ND@1	ND@1	ND@3	ND	1	ND@20	ND@10	ND@100	--	--	--	--	--	--
	12/23/09	ND@1	ND@1	ND@1	ND@3	ND	ND@1	ND@20	ND@10	ND@100	--	--	--	--	--	--
	3/10/10	ND@1	ND@1	ND@1	ND@3	ND	1	ND@20	ND@10	ND@100	--	--	--	--	--	--
	6/7/10	ND@1	ND@1	ND@1	ND@3	ND	ND@1	ND@20	ND@10	ND@100	--	--	--	--	--	--
	9/20/10	ND@1	ND@1	ND@1	ND@3	ND	ND@1	ND@20	ND@10	ND@100	--	--	--	--	--	--
	12/20/10	ND@1	ND@1	ND@1	ND@3	ND	1	ND@20	ND@10	ND@100	--	--	--	--	--	--
	3/22/11	ND@1	ND@1	ND@1	ND@3	ND	1	ND@20	ND@10	ND@100	--	--	--	--	--	--
	6/29/11	ND@1	ND@1	ND@1	ND@3	ND	ND@1	ND@20	ND@10	ND@100	--	--	--	--	--	--
	9/22/11	ND@1	ND@1	ND@1	ND@3	ND	ND@1	ND@20	ND@10	ND@100	--	--	--	--	--	--
	12/8/11	ND@1	ND@1	ND@1	ND@3	ND	ND@1	ND@20	ND@10	ND@100	--	--	--	--	--	--
	3/1/12	ND@1	ND@1	ND@1	ND@3	ND	ND@1	ND@20	ND@10	ND@100	--	--	--	--	--	--
	6/5/12	ND@1	ND@1	ND@1	ND@3	ND	ND@1	ND@20	ND@10	ND@100	--	--	--	--	--	--
	9/12/12	ND@1	ND@1	ND@1	ND@3	ND	ND@1	ND@20	ND@10	ND@100	--	--	--	--	--	--
	12/6/12	ND@1	ND@1	ND@1	ND@3	ND	ND@1	ND@20	ND@10	ND@100	--	--	--	--	--	--
	3/11/13	ND@1	ND@1	ND@1	ND@3	ND	ND@1	ND@20	ND@10	ND@100	--	--	--	--	--	--
	6/6/13	ND@1	ND@1	ND@1	ND@3	ND	ND@1	ND@20	ND@10	ND@100	--	--	--	--	--	--
	9/12/13	ND@1	ND@1	ND@1	ND@3	ND	ND@1	ND@20	ND@10	ND@100	--	--	--	--	--	--
12/18/13	ND@1	ND@1	ND@1	ND@3	ND	ND@1	ND@20	ND@10	ND@100	--	--	--	--	--	--	
3/19/14	ND@0.5	ND@0.7	ND@0.8	ND@1.6	ND	ND@0.5	ND@10	ND@0.8	ND@20	ND@3	10.6	2.09	0.55	3.2	9.03	
6/16/14	Well abandoned on 6/30/14															

Table 2
Monitoring Well Groundwater Analytical Results
 7-Eleven Store No. 22281
 Fallston, Maryland

Sample ID	Date	Benzene (µg/L)	Toluene (µg/L)	Ethylbenzene (µg/L)	Xylenes (µg/L)	BTEX (µg/L)	MTBE (µg/L)	TBA (µg/L)	TAME (µg/L)	TPH-GRO (µg/L)	Methane (µg/L)	Iron (mg/L)	Sulfur (mg/L)	Kjeldahl Nitrogen (mg/L)	Total Nitrate/Nitrite Nitrogen (mg/L)	DO (mg/L)
MW-2	7/26/05	ND@1	ND@1	ND@1	ND@3	ND	3	ND@25	ND@25	ND@100	--	--	--	--	--	--
	11/22/05	ND@1	ND@1	ND@1	ND@3	ND	37	ND@25	ND@25	--	--	--	--	--	--	--
	3/16/06	ND@1	ND@1	ND@1	ND@3	ND	49	28	ND@25	ND@100	--	--	--	--	--	--
	6/30/06	ND@1	ND@1	ND@1	ND@3	ND	52	ND@25	ND@25	ND@100	--	--	--	--	--	--
	9/12/06	ND@1	ND@1	ND@1	ND@3	ND	31	ND@25	ND@25	ND@100	--	--	--	--	--	--
	12/7/06	ND@1	ND@1	ND@1	ND@3	ND	27	ND@10	ND@10	ND@100	--	--	--	--	--	--
	3/28/07	ND@1	ND@1	ND@1	ND@3	ND	12	ND@10	ND@10	ND@100	--	--	--	--	--	--
	6/22/07	ND@1	ND@1	ND@1	ND@3	ND	9	ND@10	ND@10	ND@100	--	--	--	--	--	--
	9/25/07	ND@1	ND@1	ND@1	ND@3	ND	5	ND@10	ND@10	ND@100	--	--	--	--	--	--
	12/14/07	ND@1	ND@1	ND@1	ND@3	ND	ND@1	ND@10	ND@10	ND@100	--	--	--	--	--	--
	3/14/08	ND@1	ND@1	ND@1	ND@3	ND	5	ND@10	ND@10	ND@100	--	--	--	--	--	--
	6/18/08	ND@1	ND@1	ND@1	ND@3	ND	5	ND@20	ND@10	ND@100	--	--	--	--	--	--
	9/3/08	ND@1	ND@1	ND@1	ND@3	ND	4	ND@20	ND@10	ND@100	--	--	--	--	--	--
	12/23/08	ND@1	ND@1	ND@1	ND@3	ND	3	ND@20	ND@10	ND@100	--	--	--	--	--	--
	3/24/09	ND@1	ND@1	ND@1	ND@3	ND	3	ND@20	ND@10	ND@100	--	--	--	--	--	--
	6/8/09	ND@1	ND@1	ND@1	ND@3	ND	3	ND@20	ND@10	ND@100	--	--	--	--	--	--
	9/27/09	ND@1	ND@1	ND@1	ND@3	ND	3	ND@20	ND@10	ND@100	--	--	--	--	--	--
	12/23/09	Not Sampled														
	3/10/10	ND@1	ND@1	ND@1	ND@3	ND	2	ND@20	ND@10	ND@100	--	--	--	--	--	--
	6/7/10	ND@1	ND@1	ND@1	ND@3	ND	2	ND@20	ND@10	ND@100	--	--	--	--	--	--
	9/20/10	ND@1	ND@1	ND@1	ND@3	ND	2	ND@20	ND@10	ND@100	--	--	--	--	--	--
	12/20/10	ND@1	ND@1	ND@1	ND@3	ND	2	ND@20	ND@10	ND@100	--	--	--	--	--	--
	3/22/11	ND@1	ND@1	ND@1	ND@3	ND	2	ND@20	ND@10	ND@100	--	--	--	--	--	--
	6/29/11	ND@1	ND@1	ND@1	ND@3	ND	2	ND@20	ND@10	ND@100	--	--	--	--	--	--
	9/22/11	ND@1	ND@1	ND@1	ND@3	ND	ND@1	ND@20	ND@10	ND@100	--	--	--	--	--	--
	12/8/11	ND@1	ND@1	ND@1	ND@3	ND	1.2	ND@20	ND@10	ND@100	--	--	--	--	--	--
	3/1/12	ND@1	ND@1	ND@1	ND@3	ND	ND@1	ND@20	ND@10	ND@100	--	--	--	--	--	--
	6/5/12	ND@1	ND@1	ND@1	ND@3	ND	ND@1	ND@20	ND@10	ND@100	--	--	--	--	--	--
	9/12/12	ND@1	ND@1	ND@1	ND@3	ND	ND@1	ND@20	ND@10	ND@100	--	--	--	--	--	--
	12/6/12	ND@1	ND@1	ND@1	ND@3	ND	ND@1	ND@20	ND@10	ND@100	--	--	--	--	--	--
	3/11/13	ND@1	ND@1	ND@1	ND@3	ND	ND@1	ND@20	ND@10	ND@100	--	--	--	--	--	--
	6/6/13	ND@1	ND@1	ND@1	ND@3	ND	ND@1	ND@20	ND@10	ND@100	--	--	--	--	--	--
	9/12/13	ND@1	ND@1	ND@1	ND@3	ND	ND@1	ND@20	ND@10	ND@100	--	--	--	--	--	--
12/18/13	ND@1	ND@1	ND@1	ND@3	ND	ND@1	ND@20	ND@10	ND@100	--	--	--	--	--	--	
3/19/14	ND@0.5	ND@0.7	ND@0.8	ND@1.6	ND	ND@0.5	ND@10	ND@0.8	ND@20	ND@3	3.67	0.935	ND@0.5	5.2	10.7	
6/16/14	Well abandoned on 6/30/14															

Table 2
Monitoring Well Groundwater Analytical Results
7-Eleven Store No. 22281
Fallston, Maryland

Sample ID	Date	Benzene (µg/L)	Toluene (µg/L)	Ethylbenzene (µg/L)	Xylenes (µg/L)	BTEX (µg/L)	MTBE (µg/L)	TBA (µg/L)	TAME (µg/L)	TPH-GRO (µg/L)	Methane (µg/L)	Iron (mg/L)	Sulfur (mg/L)	Kjeldahl Nitrogen (mg/L)	Total Nitrate/Nitrite Nitrogen (mg/L)	DO (mg/L)
MW-3A	7/26/05	ND@1	ND@1	ND@1	ND@3	ND	2400	1700	110	2700	--	--	--	--	--	--
	11/22/05	ND@1	ND@1	ND@1	ND@3	ND	260	120	ND@25	--	--	--	--	--	--	--
	3/16/06	ND@1	ND@1	ND@1	ND@3	ND	37	ND@25	ND@25	ND@100	--	--	--	--	--	--
	6/30/06	ND@1	ND@1	ND@1	ND@3	ND	3	ND@25	ND@25	ND@100	--	--	--	--	--	--
	9/12/06	ND@1	ND@1	ND@1	ND@3	ND	ND@1	ND@25	ND@25	ND@100	--	--	--	--	--	--
	12/7/06	ND@1	ND@1	ND@1	ND@3	ND	2	ND@10	ND@10	ND@100	--	--	--	--	--	--
	3/28/07	ND@1	ND@1	ND@1	ND@3	ND	ND@1	ND@10	ND@10	ND@100	--	--	--	--	--	--
	6/22/07	ND@1	ND@1	ND@1	ND@3	ND	ND@1	ND@10	ND@10	ND@100	--	--	--	--	--	--
	9/25/07	ND@1	ND@1	ND@1	ND@3	ND	ND@1	ND@10	ND@10	ND@100	--	--	--	--	--	--
	12/14/07	ND@1	ND@1	ND@1	ND@3	ND	ND@1	ND@10	ND@10	ND@100	--	--	--	--	--	--
	3/14/08	ND@1	ND@1	ND@1	ND@3	ND	ND@1	ND@10	ND@10	ND@100	--	--	--	--	--	--
	6/18/08	ND@1	ND@1	ND@1	ND@3	ND	ND@1	ND@20	ND@10	ND@100	--	--	--	--	--	--
	9/3/08	ND@1	ND@1	ND@1	ND@3	ND	ND@1	ND@20	ND@10	ND@100	--	--	--	--	--	--
	12/23/08	ND@1	ND@1	ND@1	ND@3	ND	ND@1	ND@20	ND@10	ND@100	--	--	--	--	--	--
	3/24/09	ND@1	ND@1	ND@1	ND@3	ND	ND@1	ND@20	ND@10	ND@100	--	--	--	--	--	--
	6/8/09	ND@1	ND@1	ND@1	ND@3	ND	ND@1	ND@20	ND@10	ND@100	--	--	--	--	--	--
	9/27/09	ND@1	ND@1	ND@1	ND@3	ND	ND@1	ND@20	ND@10	ND@100	--	--	--	--	--	--
	12/23/09	ND@1	ND@1	ND@1	ND@3	ND	ND@1	ND@20	ND@10	ND@100	--	--	--	--	--	--
	3/10/10	ND@1	ND@1	ND@1	ND@3	ND	ND@1	ND@20	ND@10	ND@100	--	--	--	--	--	--
	6/7/10	ND@1	ND@1	ND@1	ND@3	ND	ND@1	ND@20	ND@10	ND@100	--	--	--	--	--	--
	9/20/10	ND@1	ND@1	ND@1	ND@3	ND	ND@1	ND@20	ND@10	ND@100	--	--	--	--	--	--
	12/20/10	ND@1	ND@1	ND@1	ND@3	ND	ND@1	ND@20	ND@10	ND@100	--	--	--	--	--	--
	3/22/11	ND@1	ND@1	ND@1	ND@3	ND	ND@1	ND@20	ND@10	ND@100	--	--	--	--	--	--
	6/29/11	ND@1	ND@1	ND@1	ND@3	ND	ND@1	ND@20	ND@10	ND@100	--	--	--	--	--	--
	9/22/11	ND@1	ND@1	ND@1	ND@3	ND	ND@1	ND@20	ND@10	ND@100	--	--	--	--	--	--
	12/8/11	ND@1	ND@1	ND@1	ND@3	ND	ND@1	ND@20	ND@10	ND@100	--	--	--	--	--	--
	3/1/12	ND@1	ND@1	ND@1	ND@3	ND	ND@1	ND@20	ND@10	ND@100	--	--	--	--	--	--
	6/5/12	ND@1	ND@1	ND@1	ND@3	ND	ND@1	ND@20	ND@10	ND@100	--	--	--	--	--	--
	9/12/12	ND@1	ND@1	ND@1	ND@3	ND	ND@1	ND@20	ND@10	ND@100	--	--	--	--	--	--
	12/6/12	ND@1	ND@1	ND@1	ND@3	ND	ND@1	ND@20	ND@10	ND@100	--	--	--	--	--	--
	3/11/13	ND@1	ND@1	ND@1	ND@3	ND	ND@1	ND@20	ND@10	ND@100	--	--	--	--	--	--
	6/6/13	ND@1	ND@1	ND@1	ND@3	ND	ND@1	ND@20	ND@10	ND@100	--	--	--	--	--	--
	9/12/13	ND@1	ND@1	ND@1	ND@3	ND	ND@1	ND@20	ND@10	ND@100	--	--	--	--	--	--
12/18/13	ND@1	ND@1	ND@1	ND@3	ND	ND@1	ND@20	ND@10	ND@100	--	--	--	--	--	--	
3/19/14	ND@0.5	ND@0.7	ND@0.8	ND@1.6	ND	ND@0.5	ND@10	ND@0.8	ND@20	ND@3	3.81	15	ND@0.5	0.73	10.8	
6/16/14	Well abandoned on 6/30/14															

Table 2
Monitoring Well Groundwater Analytical Results
 7-Eleven Store No. 22281
 Fallston, Maryland

Sample ID	Date	Benzene (µg/L)	Toluene (µg/L)	Ethylbenzene (µg/L)	Xylenes (µg/L)	BTEX (µg/L)	MTBE (µg/L)	TBA (µg/L)	TAME (µg/L)	TPH-GRO (µg/L)	Methane (µg/L)	Iron (mg/L)	Sulfur (mg/L)	Kjeldahl Nitrogen (mg/L)	Total Nitrate/Nitrite Nitrogen (mg/L)	DO (mg/L)
MW-3B	2/16/06	ND@1	ND@1	ND@1	ND@3	ND	ND@1	ND@25	ND@25	ND@100	--	--	--	--	--	--
	2/22/06	ND@1	ND@1	ND@1	ND@3	ND	ND@1	ND@25	ND@25	ND@100	--	--	--	--	--	--
	3/16/06	ND@1	ND@1	ND@1	ND@3	ND	ND@1	ND@25	ND@25	ND@100	--	--	--	--	--	--
	6/30/06	ND@1	ND@1	ND@1	ND@3	ND	ND@1	ND@25	ND@25	ND@100	--	--	--	--	--	--
	9/12/06	ND@1	ND@1	ND@1	ND@3	ND	ND@1	ND@25	ND@25	ND@100	--	--	--	--	--	--
	12/7/06	ND@1	ND@1	ND@1	ND@3	ND	ND@1	ND@10	ND@10	ND@100	--	--	--	--	--	--
	3/28/07	ND@1	ND@1	ND@1	ND@3	ND	ND@1	ND@10	ND@10	ND@100	--	--	--	--	--	--
	6/22/07	ND@1	ND@1	ND@1	ND@3	ND	ND@1	ND@10	ND@10	ND@100	--	--	--	--	--	--
	9/25/07	ND@1	ND@1	ND@1	ND@3	ND	ND@1	ND@10	ND@10	ND@100	--	--	--	--	--	--
	12/14/07	ND@1	ND@1	ND@1	ND@3	ND	ND@1	ND@10	ND@10	ND@100	--	--	--	--	--	--
	3/14/08	ND@1	ND@1	ND@1	ND@3	ND	ND@1	ND@10	ND@10	ND@100	--	--	--	--	--	--
	6/18/08	ND@1	ND@1	ND@1	ND@3	ND	ND@1	ND@20	ND@10	ND@100	--	--	--	--	--	--
	9/3/08	ND@1	ND@1	ND@1	ND@3	ND	ND@1	ND@20	ND@10	ND@100	--	--	--	--	--	--
	12/23/08	ND@1	ND@1	ND@1	ND@3	ND	ND@1	ND@20	ND@10	ND@100	--	--	--	--	--	--
	3/24/09	ND@1	ND@1	ND@1	ND@3	ND	ND@1	ND@20	ND@10	ND@100	--	--	--	--	--	--
	6/8/09	ND@1	ND@1	ND@1	ND@3	ND	ND@1	ND@20	ND@10	ND@100	--	--	--	--	--	--
	9/27/09	ND@1	ND@1	ND@1	ND@3	ND	ND@1	ND@20	ND@10	ND@100	--	--	--	--	--	--
	12/23/09	ND@1	ND@1	ND@1	ND@3	ND	ND@1	ND@20	ND@10	ND@100	--	--	--	--	--	--
	3/10/10	ND@1	ND@1	ND@1	ND@3	ND	ND@1	ND@20	ND@10	ND@100	--	--	--	--	--	--
	6/7/10	ND@1	ND@1	ND@1	ND@3	ND	ND@1	ND@20	ND@10	ND@100	--	--	--	--	--	--
	9/20/10	ND@1	ND@1	ND@1	ND@3	ND	ND@1	ND@20	ND@10	ND@100	--	--	--	--	--	--
	12/20/10	ND@1	ND@1	ND@1	ND@3	ND	ND@1	ND@20	ND@10	ND@100	--	--	--	--	--	--
	3/22/11	ND@1	ND@1	ND@1	ND@3	ND	ND@1	ND@20	ND@10	ND@100	--	--	--	--	--	--
	6/29/11	ND@1	ND@1	ND@1	ND@3	ND	ND@1	ND@20	ND@10	ND@100	--	--	--	--	--	--
	9/22/11	ND@1	ND@1	ND@1	ND@3	ND	ND@1	ND@20	ND@10	ND@100	--	--	--	--	--	--
	12/8/11	ND@1	ND@1	ND@1	ND@3	ND	ND@1	ND@20	ND@10	ND@100	--	--	--	--	--	--
	3/1/12	ND@1	ND@1	ND@1	ND@3	ND	ND@1	ND@20	ND@10	ND@100	--	--	--	--	--	--
	6/5/12	ND@1	ND@1	ND@1	ND@3	ND	ND@1	ND@20	ND@10	ND@100	--	--	--	--	--	--
	9/12/12	ND@1	ND@1	ND@1	ND@3	ND	ND@1	ND@20	ND@10	ND@100	--	--	--	--	--	--
	12/6/12	ND@1+C536	ND@1	ND@1	ND@3	ND	ND@1	ND@20	ND@10	ND@100	--	--	--	--	--	--
	3/11/13	ND@1	ND@1	ND@1	ND@3	ND	ND@1	ND@20	ND@10	ND@100	--	--	--	--	--	--
	6/6/13	ND@1	ND@1	ND@1	ND@3	ND	ND@1	ND@20	ND@10	ND@100	--	--	--	--	--	--
	9/12/13	ND@1	ND@1	ND@1	ND@3	ND	ND@1	ND@20	ND@10	ND@100	--	--	--	--	--	--
	12/18/13	ND@1	ND@1	ND@1	ND@3	ND	ND@1	ND@20	ND@10	ND@100	--	--	--	--	--	--
	3/19/14	ND@0.5	ND@0.7	ND@0.8	ND@1.6	ND	ND@0.5	ND@10	ND@0.8	ND@20	ND@3	0.797	2.7	ND@0.5	2.4	9.47
	6/16/14	Well abandoned on 6/30/14														

Table 2
Monitoring Well Groundwater Analytical Results
 7-Eleven Store No. 22281
 Fallston, Maryland

Sample ID	Date	Benzene (µg/L)	Toluene (µg/L)	Ethylbenzene (µg/L)	Xylenes (µg/L)	BTEX (µg/L)	MTBE (µg/L)	TBA (µg/L)	TAME (µg/L)	TPH-GRO (µg/L)	Methane (µg/L)	Iron (mg/L)	Sulfur (mg/L)	Kjeldahl Nitrogen (mg/L)	Total Nitrate/Nitrite Nitrogen (mg/L)	DO (mg/L)
MW-4A	7/26/05	11	ND@1	ND@1	10	21	31,000	25,000	E 2,200	30,000	--	--	--	--	--	--
	11/22/05	15	ND@1	ND@1	10	25	42,000	29,000	3,200	--	--	--	--	--	--	--
	3/16/06	ND@5	ND@5	ND@5	ND@10	0	20,000	9,900	940	2,100	--	--	--	--	--	--
	6/30/06	14	3	ND@1	12	29	E 3,300	E 3,400	E 560	2,000	--	--	--	--	--	--
	9/12/06	34	9	ND@1	25	68	20,000	E 21,000	E 630	2,900	--	--	--	--	--	--
	12/7/06	30	ND@5	ND@5	11	41	27,000	32000	780	3,000	--	--	--	--	--	--
	3/28/07	8	ND@1	ND@1	6	14	E 37,000	E 41,000	E 490	2,500	--	--	--	--	--	--
	6/22/07	8	ND@1	ND@1	10	18	E 12,000	E 5,300	E 480	2,500	--	--	--	--	--	--
	9/25/07	7	ND@1	ND@1	6	13	E 11,000	E 4,500	E 560	1,500	--	--	--	--	--	--
	12/14/07	7	ND@1	ND@1	6	13	E 7,600	ND@10	E 460	1,700	--	--	--	--	--	--
	3/14/08	ND@100	ND@100	ND@100	ND@300	ND	15,000	11,000	ND@1,000	20,000	--	--	--	--	--	--
	6/18/08	ND@50	ND@50	ND@50	ND@150	ND	8,100	4,500	ND@500	1,500	--	--	--	--	--	--
	9/3/08	7	ND@1	ND@1	ND@3	7	8,200	11,000	460	4,400	--	--	--	--	--	--
	12/23/08	ND@100	ND@100	ND@100	ND@300	ND	15,000	9,500	ND@1,000	6,000	--	--	--	--	--	--
	3/24/09	ND@1	ND@1	ND@1	ND@3	ND	4,900	4,100	130	720	--	--	--	--	--	--
	6/8/09	2	ND@1	ND@1	ND@3	2	5,100	2,900	150	1,600	--	--	--	--	--	--
	9/27/09	3	ND@1	ND@1	1	4	6,600	3,700	220	9,100	--	--	--	--	--	--
	12/23/09	ND@1	ND@1	ND@1	ND@3	ND	1,500	660	54	1,900	--	--	--	--	--	--
	3/10/10	ND@1	ND@1	ND@1	ND@3	ND	1,500	470	55	1,400	--	--	--	--	--	--
	5/6/10	ND@1	ND@1	ND@1	ND@3	ND	150	61	ND@10	120	--	--	--	--	--	--
	6/7/10	ND@1	ND@1	ND@1	ND@3	ND	23	ND@20	ND@10	ND@100	--	--	--	--	--	--
	7/31/10	ND@1	ND@1	ND@1	ND@3	ND	35	ND@20	ND@10	ND@100	--	--	--	--	--	--
	8/16/10	ND@1	ND@1	ND@1	ND@3	ND	55	ND@20	ND@10	ND@100	--	--	--	--	--	--
	9/20/10	ND@1		ND@1	ND@3	ND	740	340	36	1,100	--	--	--	--	--	--
	10/26/10	ND@1	ND@1	ND@1	ND@3	ND	730	210	ND@10	810	--	--	--	--	--	0.23
	11/23/10	ND@1	ND@1	ND@1	ND@3	ND	870	210	41	850	--	--	--	--	--	0.15
	12/20/10	ND@1	ND@1	ND@1	ND@3	ND	1,400	420	56	1,400	--	--	--	--	--	0.27
	2/28/11	ND@1	ND@1	ND@1	ND@3	ND	860	90	45	850	--	--	--	--	--	25.14
	3/22/11	ND@1	ND@1	ND@1	ND@3	ND	370	86	15	280	--	--	--	--	--	10.95
	4/26/11	ND@1	ND@1	ND@1	ND@3	ND	390	82	18	530	--	--	--	--	--	21.55
5/25/11	ND@1	ND@1	ND@1	ND@3	ND	220	ND@20	ND@10	200	--	--	--	--	--	50	

Table 2
Monitoring Well Groundwater Analytical Results
 7-Eleven Store No. 22281
 Fallston, Maryland

Sample ID	Date	Benzene (µg/L)	Toluene (µg/L)	Ethylbenzene (µg/L)	Xylenes (µg/L)	BTEX (µg/L)	MTBE (µg/L)	TBA (µg/L)	TAME (µg/L)	TPH-GRO (µg/L)	Methane (µg/L)	Iron (mg/L)	Sulfur (mg/L)	Kjeldahl Nitrogen (mg/L)	Total Nitrate/Nitrite Nitrogen (mg/L)	DO (mg/L)
MW-4A continued	6/29/11	ND@1	ND@1	ND@1	ND@3	ND	1,100	ND@20	48	1,100	--	--	--	--	--	1.11
	9/22/11	ND@1	ND@1	ND@1	ND@3	ND	210	39	ND@10	150	--	--	--	--	--	--
	12/8/11	ND@1	ND@1	ND@1	ND@3	ND	150	ND@20	ND@10	150	--	--	--	--	--	--
	3/1/12	ND@1	ND@1	ND@1	ND@3	ND	560	120	33	870	--	--	--	--	--	--
	6/5/12	ND@1	ND@1	ND@1	ND@3	ND	410	58	17	460	--	--	--	--	--	--
	9/12/12	ND@1	ND@1	ND@1	ND@3	ND	400	110	18	490	--	--	--	--	--	--
	12/6/12	ND@1	ND@1	ND@1	ND@3	ND	390	97	22	490	--	--	--	--	--	--
	3/11/13	ND@1	ND@1	ND@1	ND@3	ND	770	180	28	690	--	--	--	--	--	--
	6/6/13	ND@1	ND@1	ND@1	ND@3	ND	660	210	30	760	--	--	--	--	--	--
	9/12/13	ND@1	ND@1	ND@1	ND@3	ND	620	260	21	630	--	--	--	--	--	--
	12/18/13	ND@1	ND@1	ND@1	ND@3	ND	300	53	ND@10	250	--	--	--	--	--	--
	3/19/14	ND@0.5	ND@0.7	ND@0.8	ND@1.6	ND	150	61	5	150	ND@3	0.94	0.49	10.20	14.60	4.45
	6/16/14	ND@0.5	ND@0.5	ND@0.5	ND@1	ND	460	190	18	390	ND@3	0.30	0.51	7.60	10.70	4.83
	9/26/14	ND@0.5	ND@0.5	ND@0.5	ND@1	ND	490	120	19	570	ND@3	0.05	0.33	5.70	6.30	3.80
	12/8/14	ND@0.5	ND@0.5	ND@0.5	ND@1	ND	300	39	11	240	ND@3	192	0.694	6	8.1	2.22
	3/24/15	ND@1	ND@1	ND@1	ND@2	ND	146	34.6	5.27	124	ND@5	0.99	0.634	3.43	3.46	12.2
	6/23/15	ND@1	ND@1	ND@1	ND@2	ND	255	51.5	7.6	ND@100	ND@5	0.61	0.36	3.3	8.93	1.17
	9/22/15	ND@1	ND@1	ND@1	ND@2	ND	456	162	20.4	593	ND@5	4.77	0.415	2.3	7.83	1.4
	12/21/15	ND@1	ND@1	ND@1	ND@2	ND	212	57.5	8.55	192	ND@5	0.395	0.361	1.82	7.87	0.66
	3/9/16	ND@1	ND@1	ND@1	ND@2	ND	100	24.3	3.9	ND@100	ND@5	0.22	0.356	ND@0.25	9.08	4.29
	6/8/16	ND@1	ND@1	ND@1	ND@2	ND	414	101	13	332	ND@5	0.991	ND@0.25	ND@0.25	6.86 F1	1.03
	9/21/16	ND@1	ND@1	ND@1	ND@2	ND	287	30.2	10.1	312	ND@4	1.66	0.452	ND@0.25	7.97	0.72
	12/5/16	ND@1	ND@1	ND@1	ND@2	ND	152	19.3	6.06	189	7.57	0.352	0.561	0.478	7.24 F1	0.18
	3/13/17	ND@1	ND@1	ND@1	ND@3	ND	106	NA	NA	128	8.39	4.82	0.669	0.413	7.27	0.64
	6/28/17	ND@1	ND@1	ND@1	ND@3	ND	261	85.6	6.95	260	NA	NA	NA	NA	NA	NA
	9/19/17	ND@1	ND@1	ND@1	ND@3	ND	215	37	6.46	248	NA	NA	NA	NA	NA	NA
	12/19/17	ND@1	ND@1	ND@1	ND@3	ND	201	52.4	5.97	162	NA	NA	NA	NA	NA	NA
	3/8/18	ND@1	ND@1	ND@1	ND@3	ND	59	14.9	1.87	ND@100	NA	NA	NA	NA	NA	NA
	6/27/18	ND@1	ND@1	ND@1	ND@3	ND	128	32.6	3.74	128	NA	NA	NA	NA	NA	NA
	9/12/18	ND@1	ND@1	ND@1	ND@3	ND	133	44.2	4.01	133	NA	NA	NA	NA	NA	NA
	12/26/18	ND@1	ND@1	ND@1	ND@3	ND	1.24	ND@10	ND@1	ND@100	NA	NA	NA	NA	NA	NA
	3/14/19	ND@1	ND@1	ND@1	ND@3	ND	22.5	ND@10	ND@1	42.5	NA	NA	NA	NA	NA	NA

Table 2
Monitoring Well Groundwater Analytical Results
 7-Eleven Store No. 22281
 Fallston, Maryland

Sample ID	Date	Benzene (µg/L)	Toluene (µg/L)	Ethylbenzene (µg/L)	Xylenes (µg/L)	BTEX (µg/L)	MTBE (µg/L)	TBA (µg/L)	TAME (µg/L)	TPH-GRO (µg/L)	Methane (µg/L)	Iron (mg/L)	Sulfur (mg/L)	Kjeldahl Nitrogen (mg/L)	Total Nitrate/Nitrite Nitrogen (mg/L)	DO (mg/L)
MW-4B	2/16/06	ND@1	ND@1	ND@1	ND@3	ND	16	ND@25	ND@25	ND@100	--	--	--	--	--	--
	2/22/06	ND@1	ND@1	ND@1	ND@3	ND	16	ND@25	ND@25	ND@100	--	--	--	--	--	--
	3/16/06	ND@1	ND@1	ND@1	ND@3	ND	13	ND@25	ND@25	ND@100	--	--	--	--	--	--
	6/30/06	ND@1	ND@1	ND@1	ND@3	ND	7	ND@25	ND@25	ND@100	--	--	--	--	--	--
	9/12/06	ND@1	ND@1	ND@1	ND@3	ND	6	ND@25	ND@25	ND@100	--	--	--	--	--	--
	12/7/06	ND@1	ND@1	ND@1	ND@3	ND	21	ND@10	ND@10	ND@100	--	--	--	--	--	--
	3/28/07	ND@1	ND@1	ND@1	ND@3	ND	7	ND@10	ND@10	ND@100	--	--	--	--	--	--
	6/22/07	ND@1	ND@1	ND@1	ND@3	ND	3	ND@10	ND@10	ND@100	--	--	--	--	--	--
	9/25/07	ND@1	ND@1	ND@1	ND@3	ND	8	ND@10	ND@10	ND@100	--	--	--	--	--	--
	12/14/07	ND@1	ND@1	ND@1	ND@3	ND	6	ND@10	ND@10	ND@100	--	--	--	--	--	--
	3/14/08	ND@1	ND@1	ND@1	ND@3	ND	5	ND@10	ND@10	ND@100	--	--	--	--	--	--
	6/18/08	ND@1	ND@1	ND@1	ND@3	ND	12	ND@20	ND@10	ND@100	--	--	--	--	--	--
	9/3/08	ND@1	ND@1	ND@1	ND@3	ND	13	ND@20	ND@10	ND@100	--	--	--	--	--	--
	12/23/08	ND@1	ND@1	ND@1	ND@3	ND	18	ND@20	ND@10	ND@100	--	--	--	--	--	--
	3/24/09	ND@1	ND@1	ND@1	ND@3	ND	4	ND@20	ND@10	ND@100	--	--	--	--	--	--
	6/8/09	ND@1	ND@1	ND@1	ND@3	ND	4	ND@20	ND@10	ND@100	--	--	--	--	--	--
	9/27/09	ND@1	ND@1	ND@1	ND@3	ND	5	ND@20	ND@10	ND@100	--	--	--	--	--	--
	12/23/09	ND@1	ND@1	ND@1	ND@3	ND	11	ND@20	ND@10	ND@100	--	--	--	--	--	--
	3/10/10	ND@1	ND@1	ND@1	ND@3	ND	6	ND@20	ND@10	ND@100	--	--	--	--	--	--
	6/7/10	ND@1	ND@1	ND@1	ND@3	ND	13	ND@20	ND@10	ND@100	--	--	--	--	--	--
	7/31/10	ND@1	ND@1	ND@1	ND@3	ND	11	ND@20	ND@10	ND@100	--	--	--	--	--	--
	8/16/10	ND@1	ND@1	ND@1	ND@3	ND	11	ND@20	ND@10	ND@100	--	--	--	--	--	--
	9/20/10	ND@1	ND@1	ND@1	ND@3	ND	12	ND@20	ND@10	ND@100	--	--	--	--	--	--
10/26/10	ND@1	ND@1	ND@1	ND@3	ND	14	ND@20	ND@10	ND@100	--	--	--	--	--	--	
11/23/10	ND@1	ND@1	ND@1	ND@3	ND	3	ND@20	ND@10	ND@100	--	--	--	--	--	--	
12/20/10	ND@1	ND@1	ND@1	ND@3	ND	3	ND@20	ND@10	ND@100	--	--	--	--	--	--	
2/28/11	ND@1	ND@1	ND@1	ND@3	ND	2	ND@20	ND@10	ND@100	--	--	--	--	--	--	
3/22/11	ND@1	ND@1	ND@1	ND@3	ND	4	ND@20	ND@10	ND@100	--	--	--	--	--	--	

Table 2
Monitoring Well Groundwater Analytical Results
 7-Eleven Store No. 22281
 Fallston, Maryland

Sample ID	Date	Benzene (µg/L)	Toluene (µg/L)	Ethylbenzene (µg/L)	Xylenes (µg/L)	BTEX (µg/L)	MTBE (µg/L)	TBA (µg/L)	TAME (µg/L)	TPH-GRO (µg/L)	Methane (µg/L)	Iron (mg/L)	Sulfur (mg/L)	Kjeldahl Nitrogen (mg/L)	Total Nitrate/Nitrite Nitrogen (mg/L)	DO (mg/L)
MW-4B continued	4/26/11	ND@1	ND@1	ND@1	ND@3	ND	ND@1	ND@20	ND@10	ND@100	--	--	--	--	--	--
	5/25/11	ND@1	ND@1	ND@1	ND@3	ND	2	ND@20	ND@10	ND@100	--	--	--	--	--	--
	6/29/11	ND@1	ND@1	ND@1	ND@3	ND	ND@1	ND@20	ND@10	ND@100	--	--	--	--	--	--
	9/22/11	ND@1	ND@1	ND@1	ND@3	ND	5	ND@20	ND@10	ND@100	--	--	--	--	--	--
	12/8/11	ND@1	ND@1	ND@1	ND@3	ND	5.3	ND@20	ND@10	ND@100	--	--	--	--	--	--
	3/1/12	ND@1	ND@1	ND@1	ND@3	ND	ND@1	ND@20	ND@10	ND@100	--	--	--	--	--	--
	6/5/12	ND@1	ND@1	ND@1	ND@3	ND	3.3	ND@20	ND@10	ND@100	--	--	--	--	--	--
	9/12/12	ND@1	ND@1	ND@1	ND@3	ND	ND@1	ND@20	ND@10	ND@100	--	--	--	--	--	--
	12/6/12	ND@1	ND@1	ND@1	ND@3	ND	3.3	ND@20	ND@10	ND@100	--	--	--	--	--	--
	3/11/13	ND@1	ND@1	ND@1	ND@3	ND	1.7	21	ND@10	ND@100	--	--	--	--	--	--
	6/6/13	ND@1	ND@1	ND@1	ND@3	ND	2.1	ND@20	ND@10	ND@100	--	--	--	--	--	--
	9/12/13	ND@1	ND@1	ND@1	ND@3	ND	1.6	ND@20	ND@10	ND@100	--	--	--	--	--	--
	12/18/13	ND@1	ND@1	ND@1	ND@3	ND	ND@1	ND@20	ND@10	ND@100	--	--	--	--	--	--
	3/19/14	ND@0.5	ND@0.7	ND@0.8	ND@1.6	ND	1.0	ND@10	ND@0.8	ND@20	ND@3	ND@0.043	2.66	ND@0.5	11.60	2.55
	6/16/14	ND@0.5	ND@0.5	ND@0.5	ND@1	ND	ND@0.5	ND@10	ND@0.5	ND@20	ND@3	ND@0.0334	2.68	ND@0.5	11.30	6.74
	9/26/14	ND@0.5	ND@0.5	ND@0.5	ND@1	ND	ND@0.5	ND@10	ND@0.5	ND@20	ND@3	0.04	2.50	ND@0.5	10.30	4.10
	12/8/14	ND@0.5	ND@0.5	ND@0.5	0.5	0.5	0.6	ND@10	ND@0.5	ND@20	ND@3	ND@0.0334	2.53	ND@0.5	11.1	2.74
	3/24/15	ND@1	ND@1	ND@1	ND@2	ND	ND@1	ND@10	ND@1	ND@100	ND@5	ND@0.1	2.47	ND@0.25	11.2	6.1
	6/23/15	ND@1	ND@1	ND@1	ND@2	ND	ND@1	ND@10	ND@1	ND@100	0.009	0.17	2.36	ND@0.25	11.3	4.47
	9/22/15	ND@1	ND@1	ND@1	ND@2	ND	ND@1	ND@10	ND@1	ND@100	ND@5	ND@0.1	2.42	ND@0.25	10.9	0.56
	12/21/15	ND@1	ND@1	ND@1	ND@2	ND	ND@1	ND@10	ND@1	ND@100	ND@5	0.416	2.42	ND@0.25	11.1	0.77
	3/9/16	ND@1	ND@1	ND@1	ND@2	ND	ND@1	ND@10	ND@1	ND@100	ND@5	0.21	2.38	ND@0.25	12	6.81
	6/8/16	ND@1	ND@1	ND@1	ND@2	ND	ND@1	ND@10	ND@1	ND@100	ND@5	0.103	2.4	ND@0.25	9.47	5.09
	9/21/16	ND@1	ND@1	ND@1	ND@2	ND	ND@1	ND@10	ND@1	ND@100	ND@4	ND@0.1	2.18	ND@0.25	11.2	4.61
	12/5/16	ND@1	ND@1	ND@1	ND@2	ND	ND@1	ND@10	ND@1	ND@100	ND@5	ND@0.1	2.41	ND@0.25	10.5	3.08
	3/13/17	ND@1	ND@1	ND@1	ND@2	ND	ND@1	NA	NA	ND@100	ND@5	ND@0.1	2.16	ND@0.25	10.6	5.81
	6/28/17	ND@1	ND@1	ND@1	ND@2	ND	ND@1	NA	NA	ND@100	NA	NA	NA	NA	NA	NA
	9/19/17	ND@1	ND@1	ND@1	ND@2	ND	ND@1	NA	NA	ND@100	NA	NA	NA	NA	NA	NA
	12/19/17	ND@1	ND@1	ND@1	ND@2	ND	ND@1	NA	NA	ND@100	NA	NA	NA	NA	NA	NA
	3/8/18	ND@1	ND@1	ND@1	ND@3	ND	ND@1	ND@10	ND@1	ND@100	NA	NA	NA	NA	NA	NA
	6/27/18	ND@1	ND@1	ND@1	ND@3	ND	ND@1	ND@10	ND@1	ND@100	NA	NA	NA	NA	NA	NA
	9/12/18	ND@1	ND@1	ND@1	ND@3	ND	ND@1	ND@10	ND@1	ND@100	NA	NA	NA	NA	NA	NA
12/26/18	ND@1	ND@1	ND@1	ND@3	ND	ND@1	ND@10	ND@1	ND@100	NA	NA	NA	NA	NA	NA	
3/14/19	ND@1	ND@1	ND@1	ND@3	ND	ND@1	ND@10	ND@1	ND@100	NA	NA	NA	NA	NA	NA	

Table 2
Monitoring Well Groundwater Analytical Results
 7-Eleven Store No. 22281
 Fallston, Maryland

Sample ID	Date	Benzene (µg/L)	Toluene (µg/L)	Ethylbenzene (µg/L)	Xylenes (µg/L)	BTEX (µg/L)	MTBE (µg/L)	TBA (µg/L)	TAME (µg/L)	TPH-GRO (µg/L)	Methane (µg/L)	Iron (mg/L)	Sulfur (mg/L)	Kjeldahl Nitrogen (mg/L)	Total Nitrate/Nitrite Nitrogen (mg/L)	DO (mg/L)
MW-5	7/26/05	ND@1	ND@1	ND@1	ND@3	ND	10	ND@25	ND@25	ND@100	--	--	--	--	--	--
	11/22/05	ND@1	ND@1	ND@1	ND@3	ND	15	ND@25	ND@25	--	--	--	--	--	--	--
	3/16/06	ND@1	ND@1	ND@1	ND@3	ND	76	44	ND@25	ND@100	--	--	--	--	--	--
	6/30/06	ND@1	ND@1	ND@1	ND@3	ND	11	ND@25	ND@25	ND@100	--	--	--	--	--	--
	9/12/06	ND@1	ND@1	ND@1	ND@3	ND	27	ND@25	ND@25	ND@100	--	--	--	--	--	--
	12/7/06	ND@1	ND@1	ND@1	ND@3	ND	15	ND@10	ND@10	ND@100	--	--	--	--	--	--
	3/28/07	ND@1	ND@1	ND@1	ND@3	ND	3	ND@10	ND@10	ND@100	--	--	--	--	--	--
	6/22/07	ND@1	ND@1	ND@1	ND@3	ND	3	ND@10	ND@10	ND@100	--	--	--	--	--	--
	9/25/07	ND@1	ND@1	ND@1	ND@3	ND	4	ND@10	ND@10	ND@100	--	--	--	--	--	--
	12/14/07	ND@1	ND@1	ND@1	ND@3	ND	5	ND@10	ND@10	ND@100	--	--	--	--	--	--
	3/14/08	ND@1	ND@1	ND@1	ND@3	ND	7	ND@10	ND@10	ND@100	--	--	--	--	--	--
	6/18/08	ND@1	ND@1	ND@1	ND@3	ND	9	ND@20	ND@10	ND@100	--	--	--	--	--	--
	9/3/08	ND@1	ND@1	ND@1	ND@3	ND	7	ND@20	ND@10	ND@100	--	--	--	--	--	--
	12/23/08	ND@1	ND@1	ND@1	ND@3	ND	32	ND@20	ND@10	ND@100	--	--	--	--	--	--
	3/24/09	ND@1	ND@1	ND@1	ND@3	ND	15	ND@20	ND@10	ND@100	--	--	--	--	--	--
	6/8/09	ND@1	ND@1	ND@1	ND@3	ND	8	ND@20	ND@10	ND@100	--	--	--	--	--	--
	9/27/09	ND@1	ND@1	ND@1	ND@3	ND	2	ND@20	ND@10	ND@100	--	--	--	--	--	--
	12/23/09	ND@1	ND@1	ND@1	ND@3	ND	2	ND@20	ND@10	ND@100	--	--	--	--	--	--
	3/10/10	ND@1	ND@1	ND@1	ND@3	ND	3	ND@20	ND@10	ND@100	--	--	--	--	--	--
	6/7/10	ND@1	ND@1	ND@1	ND@3	ND	2	ND@20	ND@10	ND@100	--	--	--	--	--	--
	9/20/10	ND@1	ND@1	ND@1	ND@3	ND	5	ND@20	ND@10	ND@100	--	--	--	--	--	--
	12/20/10	ND@1	ND@1	ND@1	ND@3	ND	5	24	ND@10	ND@100	--	--	--	--	--	--
	3/22/11	ND@1	ND@1	ND@1	ND@3	ND	4	ND@20	ND@10	ND@100	--	--	--	--	--	--
6/29/11	ND@1	ND@1	ND@1	ND@3	ND	3	ND@20	ND@10	ND@100	--	--	--	--	--	--	
9/22/11	ND@1	ND@1	ND@1	ND@3	ND	3	ND@20	ND@10	ND@100	--	--	--	--	--	--	
12/8/11	ND@1	ND@1	ND@1	ND@3	ND	3	ND@20	ND@10	ND@100	--	--	--	--	--	--	

Table 2
Monitoring Well Groundwater Analytical Results
 7-Eleven Store No. 22281
 Fallston, Maryland

Sample ID	Date	Benzene (µg/L)	Toluene (µg/L)	Ethylbenzene (µg/L)	Xylenes (µg/L)	BTEX (µg/L)	MTBE (µg/L)	TBA (µg/L)	TAME (µg/L)	TPH-GRO (µg/L)	Methane (µg/L)	Iron (mg/L)	Sulfur (mg/L)	Kjeldahl Nitrogen (mg/L)	Total Nitrate/Nitrite Nitrogen (mg/L)	DO (mg/L)	
MW-5 continued	3/1/12	ND@1	ND@1	ND@1	ND@3	ND	1.7	ND@20	ND@10	ND@100	--	--	--	--	--	--	
	6/5/12	ND@1	ND@1	ND@1	ND@3	ND	1.5	ND@20	ND@10	ND@100	--	--	--	--	--	--	
	9/12/12	ND@1	ND@1	ND@1	ND@3	ND	1.4	ND@20	ND@10	ND@100	--	--	--	--	--	--	
	12/6/12	ND@1	ND@1	ND@1	ND@3	ND	1.5	ND@20	ND@10	ND@100	--	--	--	--	--	--	
	3/11/13	ND@1	ND@1	ND@1	ND@3	ND	1.1	ND@20	ND@10	ND@100	--	--	--	--	--	--	
	6/6/13	ND@1	ND@1	ND@1	ND@3	ND	1.1	ND@20	ND@10	ND@100	--	--	--	--	--	--	
	9/12/13	ND@1	ND@1	ND@1	ND@3	ND	ND@1	ND@20	ND@10	ND@100	--	--	--	--	--	--	
	12/18/13	ND@1	ND@1	ND@1	ND@3	ND	ND@1	ND@20	ND@10	ND@100	--	--	--	--	--	--	
	3/19/14	ND@0.5	ND@0.7	ND@0.8	ND@1.6	ND	ND@0.5	ND@10	ND@0.8	ND@20	ND@3	2.19	0.14	ND@0.5	5.0	11.1	
	6/16/14	ND@0.5	ND@0.5	ND@0.5	ND@1	ND	ND@0.5	ND@10	ND@0.8	ND@20	ND@3	16.40	0.18	ND@0.5	4.60	7.66	
	9/26/14	ND@0.5	ND@0.5	ND@0.5	ND@1	ND	ND@0.5	ND@10	ND@0.8	47	ND@3	0.11	0.11	ND@0.5	5.6	9.9	
	12/8/14	ND@0.5	ND@0.5	ND@0.5	ND@1	ND	ND@0.5	ND@10	ND@0.8	31	ND@3	4.16	0.131	ND@0.5	6.3	4.24	
	3/24/15	ND@1	ND@1	ND@1	ND@2	ND	4.25	ND@10	ND@1	ND@100	ND@5	2.75	0.282	ND@0.25	4.67	4.7	
	6/23/15	Not Sampled															2.04
	9/22/15	Not Sampled															
	12/21/15	Not Sampled															1.47
	3/9/16	ND@1	ND@1	ND@1	ND@2	ND	4.25	ND@10	ND@1	ND@100	ND@5	4.51	4.41	ND@0.25	4.14	4.78	
	6/8/16	Not Sampled															2.09
	9/21/16	Not Sampled															1.73
	12/5/16	Not Sampled															2.06
	3/13/17	ND@1	ND@1	ND@1	ND@3	ND	ND@1	NA	NA	ND@100	ND@5	26.3	7.63	ND@0.25	3.34	2.88	
	6/28/17	Not Sampled															NA
	9/19/17	Not Sampled															NA
	12/19/17	Not Sampled															NA
	3/8/18	ND@1	ND@1	ND@1	ND@3	ND	ND@1	ND@10	ND@1	ND@100	NA	NA	NA	NA	NA	NA	
	6/27/18	Not Sampled															
	9/12/18	Not Sampled															
	12/26/18	Not Sampled															
	3/14/19	ND@1	ND@1	ND@1	ND@3	ND	ND@1	ND@10	ND@1	ND@100	NA	NA	NA	NA	NA	NA	

Table 2
Monitoring Well Groundwater Analytical Results
7-Eleven Store No. 22281
Fallston, Maryland

Sample ID	Date	Benzene (µg/L)	Toluene (µg/L)	Ethylbenzene (µg/L)	Xylenes (µg/L)	BTEX (µg/L)	MTBE (µg/L)	TBA (µg/L)	TAME (µg/L)	TPH-GRO (µg/L)	Methane (µg/L)	Iron (mg/L)	Sulfur (mg/L)	Kjeldahl Nitrogen (mg/L)	Total Nitrate/Nitrite Nitrogen (mg/L)	DO (mg/L)	
MW-6	7/26/05	ND@1	ND@1	ND@1	ND@3	ND	760	560	28	840	--	--	--	--	--	--	
	11/22/05	ND@1	ND@1	ND@1	ND@3	ND	1,900	990	77	--	--	--	--	--	--	--	
	3/16/06	ND@1	ND@1	ND@1	ND@3	ND	1,300	650	48	ND@100	--	--	--	--	--	--	
	6/30/06	ND@1	ND@1	ND@1	ND@3	ND	E 860	59	48	ND@100	--	--	--	--	--	--	
	9/12/06	ND@1	ND@1	ND@1	ND@3	ND	1,200	78	52	ND@100	--	--	--	--	--	--	
	12/7/06	ND@10	ND@10	ND@10	ND@30	ND	2,400	140	110	140	--	--	--	--	--	--	
	3/28/07	ND@100	ND@100	ND@100	ND@300	ND	1,100	ND@1,000	ND@1,000	110	--	--	--	--	--	--	--
	6/22/07	ND@1	ND@1	ND@1	ND@3	ND	E 1,000	78	62	130	--	--	--	--	--	--	--
	9/25/07	ND@1	ND@1	ND@1	ND@3	ND	E 1,200	120	65	150	--	--	--	--	--	--	--
	12/14/07	2	ND@1	ND@1	ND@3	2	E 3,800	E 330	E 350	600	--	--	--	--	--	--	--
	3/14/08	ND@50	ND@50	ND@50	ND@350	ND	3,000	ND@500	ND@500	3,700	--	--	--	--	--	--	--
	6/18/08	ND@10	ND@10	ND@10	ND@30	ND	2,200	ND@200	120	510	--	--	--	--	--	--	--
	9/3/08	ND@1	ND@1	ND@1	ND@3	ND	1,200	210	84	300	--	--	--	--	--	--	--
	12/27/08	ND@10	ND@10	ND@10	ND@30	ND	3,600	320	260	1,700	--	--	--	--	--	--	--
	3/24/09	ND@10	ND@10	ND@10	ND@30	ND	2,100	230	120	360	--	--	--	--	--	--	--
	6/8/09	ND@1	ND@1	ND@1	ND@3	ND	2,600	230	170	810	--	--	--	--	--	--	--
	9/27/09	ND@1	ND@1	ND@1	ND@3	ND	1,600	170	99	2,300	--	--	--	--	--	--	--
	12/23/09	ND@1	ND@1	ND@1	ND@3	ND	1,200	190	78	1,500	--	--	--	--	--	--	--
	3/10/10	ND@1	ND@1	ND@1	ND@3	ND	330	87	18	330	--	--	--	--	--	--	--
	6/7/10	ND@1	ND@1	ND@1	ND@3	ND	670	210	29	590	--	--	--	--	--	--	--
	7/31/10	ND@1	ND@1	ND@1	ND@3	ND	1,400	290	71	1,800	--	--	--	--	--	--	--
	8/16/10	ND@1	ND@1	ND@1	ND@3	ND	1,700	310	84	2,300	--	--	--	--	--	--	--
	9/20/10	ND@1	ND@1	ND@1	ND@3	ND	1,700	750	78	2,000	--	--	--	--	--	--	--
10/26/10	ND@1	ND@1	ND@1	ND@3	ND	2,400	900	130	2,800	--	--	--	--	--	--	--	
11/23/10	ND@1	ND@1	ND@1	ND@3	ND	2,400	940	130	3,400	--	--	--	--	--	--	--	
12/20/10	ND@1	ND@1	ND@1	ND@3	ND	2,200	920	87	2,100	--	--	--	--	--	--	--	
2/28/11	ND@1	ND@1	ND@1	ND@3	ND	2,400	1,200	130	2,400	--	--	--	--	--	--	--	

Table 2
Monitoring Well Groundwater Analytical Results
7-Eleven Store No. 22281
Fallston, Maryland

Sample ID	Date	Benzene (µg/L)	Toluene (µg/L)	Ethylbenzene (µg/L)	Xylenes (µg/L)	BTEX (µg/L)	MTBE (µg/L)	TBA (µg/L)	TAME (µg/L)	TPH-GRO (µg/L)	Methane (µg/L)	Iron (mg/L)	Sulfur (mg/L)	Kjeldahl Nitrogen (mg/L)	Total Nitrate/Nitrite Nitrogen (mg/L)	DO (mg/L)
MW-6 continued	3/22/11	ND@1	ND@1	ND@1	ND@3	ND	2,300	1,000	99	1,800	--	--	--	--	--	--
	4/26/11	ND@1	ND@1	ND@1	ND@3	ND	2,500	800	120	3,500	--	--	--	--	--	--
	5/25/11	ND@1	ND@1	ND@1	ND@3	ND	2,200	390	100	2,900	--	--	--	--	--	--
	6/29/11	ND@1	ND@1	ND@1	ND@3	ND	1,700	ND@20	75	2,000	--	--	--	--	--	--
	9/22/11	ND@1	ND@1	ND@1	ND@3	ND	1,200	350	50	850	--	--	--	--	--	--
	12/8/11	ND@1	ND@1	ND@1	ND@3	ND	2,300	630	110	1,600	--	--	--	--	--	--
	3/1/12	ND@1	ND@1	ND@1	ND@3	ND	1,300	320	60	1,700	--	--	--	--	--	1.34
	6/5/12	ND@1	ND@1	ND@1	ND@3	ND	1,300	330	53	1,300	--	--	--	--	--	--
	9/12/12	ND@1	ND@1	ND@1	ND@3	ND	1,600	490	68	1,400	--	--	--	--	--	1.44
	12/6/12	ND@1	ND@1	ND@1	ND@3	ND	1,400	230	65	1,500	--	--	--	--	--	--
	3/11/13	ND@1	ND@1	ND@1	ND@3	ND	810	78	34	660	--	--	--	--	--	0.9
	6/6/13	ND@1	ND@1	ND@1	ND@3	ND	750	48	35	820	--	--	--	--	--	0.58
	9/12/13	ND@1	ND@1	ND@1	ND@3	ND	690	190	31	680	--	--	--	--	--	--
	12/18/13	ND@1	ND@1	ND@1	ND@3	ND	540	48	21	470	--	--	--	--	--	--
	3/19/14	ND@0.5	ND@0.7	ND@0.8	ND@1.6	ND	470	54 J	19	440	ND@3	3.58	8.51	25.30	32.30	8.06
	6/16/14	ND@0.5	ND@0.5	ND@0.5	ND@1	ND	230	32	8	190	ND@3	2.42	11.20	28.60	14.00	5.57
	9/26/14	ND@0.5	ND@0.5	ND@0.5	ND@1	ND	280	56	10	340	ND@3	0.13	10.50	18.00	13.60	3.00
	12/8/14	ND@0.5	ND@0.5	ND@0.5	ND@1	ND	360	60	16	310	ND@3	6.8	6.8	16	15	1.1
	3/24/15	ND@1	ND@1	ND@1	ND@1	ND	233	29.8	8.95	201	ND@5	32.6	4.43	21.5	17.6	4.9
	6/23/15	ND@1	ND@1	ND@1	ND@1	ND	193	19.4	5.89	ND@100	0.0077	6.15	6.36	18.8	14.6	0.4
	9/22/15	ND@1	ND@1	ND@1	ND@1	ND	117 F1	27.4	4.22	109	ND@5	2.18	7.64	13.1	12.4	1.28
	12/21/15	ND@1	ND@1	ND@1	ND@1	ND	144	22.3	5.95	134	ND@5	2.48	7.76	9.96	12.8	1.11
	3/9/16	ND@1	ND@1	ND@1	ND@1	ND	84.1	ND@1	3.13	ND@100	ND@5	2.21	14.1	8.69	13.5	3.94
	6/8/16	ND@1	ND@1	ND@1	ND@1	ND	66.4	11.1	2.28	ND@100	ND@5	7.62	7.99	14.4	11.8	1.28
	9/21/16	ND@1	ND@1	ND@1	ND@1	ND	97.7	16.2	3.45	105	ND@4	0.483	5.13	5.16	10.8	0.24
	12/5/16	ND@1	ND@1	ND@1	ND@1	ND	97.5	ND@10	4.14	111	ND@5	1.08	4.21	4.75	9.3	0.57
	3/13/17	ND@1	ND@1	ND@1	ND@3	ND	84.6	NA	NA	119	ND@5	58	2.84	3.52	9.61	0.57
	6/28/17	ND@1	ND@1	ND@1	ND@3	ND	63.8	ND@10	2.09	ND@100	NA	NA	NA	NA	NA	NA
	9/19/17	ND@1	ND@1	ND@1	ND@3	ND	55.9	15.6	1.84	ND@100	NA	NA	NA	NA	NA	NA
	12/19/17	ND@1	ND@1	ND@1	ND@3	ND	52.1	ND@10	1.65	ND@100	NA	NA	NA	NA	NA	NA
	3/8/18	ND@1	ND@1	ND@1	ND@3	ND	37.2	ND@10	1.36	ND@100	NA	NA	NA	NA	NA	NA
	6/27/18	ND@1	ND@1	ND@1	ND@3	ND	24	ND@10	ND@1	ND@100	NA	NA	NA	NA	NA	NA
	9/12/18	ND@1	ND@1	ND@1	ND@3	ND	12.3	ND@10	ND@1	ND@100	NA	NA	NA	NA	NA	NA
	12/26/18	ND@1	ND@1	ND@1	ND@3	ND	3.95	ND@10	ND@1	ND@100	NA	NA	NA	NA	NA	NA
	3/14/19	ND@1	ND@1	ND@1	ND@3	ND	2.57	ND@10	ND@1	ND@100	NA	NA	NA	NA	NA	NA

Table 2
Monitoring Well Groundwater Analytical Results
7-Eleven Store No. 22281
Fallston, Maryland

Sample ID	Date	Benzene (µg/L)	Toluene (µg/L)	Ethylbenzene (µg/L)	Xylenes (µg/L)	BTEX (µg/L)	MTBE (µg/L)	TBA (µg/L)	TAME (µg/L)	TPH-GRO (µg/L)	Methane (µg/L)	Iron (mg/L)	Sulfur (mg/L)	Kjeldahl Nitrogen (mg/L)	Total Nitrate/Nitrite Nitrogen (mg/L)	DO (mg/L)
MW-7	7/26/05	ND@1	ND@1	ND@1	ND@3	ND	ND@1	ND@25	ND@25	ND@100	--	--	--	--	--	--
	11/22/05	ND@1	ND@1	ND@1	ND@3	ND	ND@1	34	ND@25	--	--	--	--	--	--	--
	3/16/06	ND@1	ND@1	ND@1	ND@3	ND	ND@1	ND@25	ND@25	ND@100	--	--	--	--	--	--
	6/30/06	ND@1	ND@1	ND@1	ND@3	ND	ND@1	ND@25	ND@25	ND@100	--	--	--	--	--	--
	9/12/06	ND@1	ND@1	ND@1	ND@3	ND	ND@1	ND@25	ND@25	ND@100	--	--	--	--	--	--
	12/7/06	ND@1	ND@1	ND@100	ND@3	ND	ND@1	ND@10	ND@10	ND@100	--	--	--	--	--	--
	3/28/07	ND@1	ND@1	ND@100	ND@3	ND	ND@1	ND@10	ND@10	ND@100	--	--	--	--	--	--
	6/22/07	ND@1	ND@1	ND@100	ND@3	ND	ND@1	ND@10	ND@10	ND@100	--	--	--	--	--	--
	9/25/07	ND@1	ND@1	ND@100	ND@3	ND	ND@1	ND@10	ND@10	ND@100	--	--	--	--	--	--
	12/14/07	ND@1	ND@1	ND@100	ND@3	ND	ND@1	ND@10	ND@10	ND@100	--	--	--	--	--	--
	3/14/08	ND@1	ND@1	ND@100	ND@3	ND	ND@1	ND@10	ND@10	ND@100	--	--	--	--	--	--
	6/18/08	ND@1	ND@1	ND@1	ND@3	ND	ND@1	ND@20	ND@10	ND@100	--	--	--	--	--	--
	9/3/08	ND@1	ND@1	ND@1	ND@3	ND	ND@1	ND@20	ND@10	ND@100	--	--	--	--	--	--
	12/23/08	ND@1	ND@1	ND@1	ND@3	ND	ND@1	ND@20	ND@10	ND@100	--	--	--	--	--	--
	3/24/09	ND@1	ND@1	ND@1	ND@3	ND	1	ND@20	ND@10	ND@100	--	--	--	--	--	--
	6/8/09	ND@1	ND@1	ND@1	ND@3	ND	ND@1	ND@20	ND@10	ND@100	--	--	--	--	--	--
	9/27/09	ND@1	ND@1	ND@1	ND@3	ND	13	ND@20	ND@10	ND@100	--	--	--	--	--	--
	12/23/09	ND@1	ND@1	ND@1	ND@3	ND	ND@1	ND@20	ND@10	ND@100	--	--	--	--	--	--
	3/10/10	ND@1	ND@1	ND@1	ND@3	ND	ND@1	ND@20	ND@10	ND@100	--	--	--	--	--	--
	6/7/10	ND@1	ND@1	ND@1	ND@3	ND	ND@1	ND@20	ND@10	ND@100	--	--	--	--	--	--
	9/20/10	ND@1	ND@1	ND@1	ND@3	ND	ND@1	ND@20	ND@10	ND@100	--	--	--	--	--	--
	12/20/10	ND@1	ND@1	ND@1	ND@3	ND	ND@1	ND@20	ND@10	ND@100	--	--	--	--	--	--
	3/22/11	ND@1	ND@1	ND@1	ND@3	ND	ND@1	ND@20	ND@10	ND@100	--	--	--	--	--	--
6/29/11	ND@1	ND@1	ND@1	ND@3	ND	ND@1	ND@20	ND@10	ND@100	--	--	--	--	--	--	
9/22/11	ND@1	ND@1	ND@1	ND@3	ND	ND@1	ND@20	ND@10	ND@100	--	--	--	--	--	--	
12/8/11	ND@1	ND@1	ND@1	ND@3	ND	ND@1	ND@20	ND@10	ND@100	--	--	--	--	--	--	

Table 2
Monitoring Well Groundwater Analytical Results
 7-Eleven Store No. 22281
 Fallston, Maryland

Sample ID	Date	Benzene (µg/L)	Toluene (µg/L)	Ethylbenzene (µg/L)	Xylenes (µg/L)	BTEX (µg/L)	MTBE (µg/L)	TBA (µg/L)	TAME (µg/L)	TPH-GRO (µg/L)	Methane (µg/L)	Iron (mg/L)	Sulfur (mg/L)	Kjeldahl Nitrogen (mg/L)	Total Nitrate/Nitrite Nitrogen (mg/L)	DO (mg/L)	
MW-7 continued	3/1/12	ND@1	ND@1	ND@1	ND@3	ND	ND@1	ND@20	ND@10	ND@100	--	--	--	--	--	--	
	6/5/12	ND@1	ND@1	ND@1	ND@3	ND	ND@1	ND@20	ND@10	ND@100	--	--	--	--	--	--	
	9/12/12	ND@1	ND@1	ND@1	ND@3	ND	ND@1	ND@20	ND@10	ND@100	--	--	--	--	--	--	
	12/6/12	ND@1	ND@1	ND@1	ND@3	ND	ND@1	ND@20	ND@10	ND@100	--	--	--	--	--	--	
	3/11/13	ND@1	ND@1	ND@1	ND@3	ND	ND@1	ND@20	ND@10	ND@100	--	--	--	--	--	--	
	6/6/13	ND@1	ND@1	ND@1	ND@3	ND	ND@1	ND@20	ND@10	ND@100	--	--	--	--	--	--	
	9/12/13	ND@1	ND@1	ND@1	ND@3	ND	ND@1	ND@20	ND@10	ND@100	--	--	--	--	--	--	
	12/18/13	ND@1	ND@1	ND@1	ND@3	ND	ND@1	ND@20	ND@10	ND@100	--	--	--	--	--	--	
	3/19/14	ND@0.5	ND@0.7	ND@0.8	ND@1.6	ND	ND@0.5	ND@10	ND@0.8	ND@20	ND@3	6.79	7.36	ND@0.5	0.4	10.3	
	6/16/14	ND@0.5	ND@0.5	ND@0.5	ND@1	ND	ND@0.5	ND@10	ND@0.5	ND@20	ND@3	5.04	8.42	ND@0.5	0.22	8.45	
	9/26/14	ND@0.5	ND@0.5	ND@0.5	ND@1	ND	ND@0.5	ND@10	ND@0.5	ND@20	ND@3	0.22	8.38	ND@0.5	0.31	11.5	
	12/8/14	ND@0.5	ND@0.5	ND@0.5	ND@1	ND	ND@0.5	ND@10	ND@0.5	ND@20	ND@3	4.9	8.59	ND@0.5	0.64	7.39	
	3/24/15	ND@1	ND@1	ND@1	ND@1	ND	ND@1	ND@10	ND@1	ND@100	ND@5	13.4	7.47	ND@0.25	0.614	10.1	
	6/23/15	Not Sampled															10.27
	9/22/15	Not Sampled															
	12/21/15	Not Sampled															8.86
	3/9/16	ND@1	ND@1	ND@1	ND@1	ND	ND@1	ND@10	ND@1	ND@100	ND@5	4.06	6.9	0.267	0.287	11.66	
	6/8/16	Not Sampled															8.82
	9/21/16	Not Sampled															8.61
	12/5/16	Not Sampled															7.91
	3/13/17	ND@1	ND@1	ND@1	ND@3	ND	ND@1	NA	NA	ND@100	ND@5	27.4	6.55	ND@0.25	0.562	8.43	
	6/28/17	Not Sampled															NA
	9/19/17	Not Sampled															NA
	12/19/17	Not Sampled															NA
	3/8/18	ND@1	ND@1	ND@1	ND@3	NA	ND@1	ND@10	ND@1	ND@100	NA	NA	NA	NA	NA	NA	
	6/27/18	Not Sampled															
	9/12/18	Not Sampled															
12/26/18	Not Sampled																
3/14/19	ND@1	ND@1	ND@1	ND@3	NA	ND@1	ND@10	ND@1	ND@100	NA	NA	NA	NA	NA	NA		

Table 2
Monitoring Well Groundwater Analytical Results
 7-Eleven Store No. 22281
 Fallston, Maryland

Sample ID	Date	Benzene (µg/L)	Toluene (µg/L)	Ethylbenzene (µg/L)	Xylenes (µg/L)	BTEX (µg/L)	MTBE (µg/L)	TBA (µg/L)	TAME (µg/L)	TPH-GRO (µg/L)	Methane (µg/L)	Iron (mg/L)	Sulfur (mg/L)	Kjeldahl Nitrogen (mg/L)	Total Nitrate/Nitrite Nitrogen (mg/L)	DO (mg/L)
MW-8A	3/28/07	ND@1	1	ND@100	ND@3	1	44	ND@10	ND@10	ND@100	--	--	--	--	--	--
	6/22/07	ND@1	ND@1	ND@100	ND@3	ND	9	ND@10	ND@10	ND@100	--	--	--	--	--	--
	9/25/07	ND@1	ND@1	ND@100	ND@3	ND	3	ND@10	ND@10	ND@100	--	--	--	--	--	--
	12/14/07	ND@1	ND@1	ND@100	ND@3	ND	ND@1	ND@10	ND@10	ND@100	--	--	--	--	--	--
	3/14/08	ND@1	ND@1	ND@100	ND@3	ND	3	ND@10	ND@10	ND@100	--	--	--	--	--	--
	6/18/08	ND@1	ND@1	ND@1	ND@3	ND	2	ND@20	ND@10	ND@100	--	--	--	--	--	--
	9/3/08	ND@1	ND@1	ND@1	ND@3	ND	2	ND@20	ND@10	ND@100	--	--	--	--	--	--
	12/27/08	ND@1	ND@1	ND@1	ND@3	ND	2	ND@20	ND@10	ND@100	--	--	--	--	--	--
	3/24/09	ND@1	ND@1	ND@1	ND@3	ND	4	ND@20	ND@10	ND@100	--	--	--	--	--	--
	6/8/09	ND@1	ND@1	ND@1	ND@3	ND	2	ND@20	ND@10	ND@100	--	--	--	--	--	--
	9/27/09	ND@1	ND@1	ND@1	ND@3	ND	5	ND@20	ND@10	ND@100	--	--	--	--	--	--
	12/23/09	ND@1	ND@1	ND@1	ND@3	ND	7	ND@20	ND@10	ND@100	--	--	--	--	--	--
	3/10/10	ND@1	ND@1	ND@1	ND@3	ND	17	ND@20	ND@10	ND@100	--	--	--	--	--	--
	6/7/10	ND@1	ND@1	ND@1	ND@3	ND	13	ND@20	ND@10	ND@100	--	--	--	--	--	--
	9/20/10	ND@1	ND@1	ND@1	ND@3	ND	24	ND@20	ND@10	ND@100	--	--	--	--	--	--
	12/20/10	ND@1	ND@1	ND@1	ND@3	ND	9	ND@20	ND@10	ND@100	--	--	--	--	--	--
	3/22/11	ND@1	ND@1	ND@1	ND@3	ND	21	ND@20	ND@10	ND@100	--	--	--	--	--	--
	6/29/11	ND@1	ND@1	ND@1	ND@3	ND	30	ND@20	ND@10	ND@100	--	--	--	--	--	--
	9/22/11	ND@1	ND@1	ND@1	ND@3	ND	30	ND@20	ND@10	ND@100	--	--	--	--	--	--
	12/8/11	ND@1	ND@1	ND@1	ND@3	ND	33	ND@20	ND@10	ND@100	--	--	--	--	--	--
	3/1/12	ND@1	ND@1	ND@1	ND@3	ND	32	ND@20	ND@10	ND@100	--	--	--	--	--	--
	6/5/12	ND@1	ND@1	ND@1	ND@3	ND	19	ND@20	ND@10	ND@100	--	--	--	--	--	--
	9/12/12	ND@1	2.1	ND@1	ND@3	2.1	43	ND@20	ND@10	ND@100	--	--	--	--	--	--
	12/6/12	ND@1	ND@1	ND@1	ND@3	ND	38	ND@20	ND@10	ND@100	--	--	--	--	--	--
	3/11/13	ND@1	ND@1	ND@1	ND@3	ND	32	ND@20	ND@10	ND@100	--	--	--	--	--	--
	6/6/13	ND@1	ND@1	ND@1	ND@3	ND	28	ND@20	ND@10	ND@100	--	--	--	--	--	--
	9/12/13	ND@1	ND@1	ND@1	ND@3	ND	25	ND@20	ND@10	ND@100	--	--	--	--	--	--
	12/18/13	ND@1	ND@1	ND@1	ND@3	ND	15	ND@20	ND@10	ND@100	--	--	--	--	--	--
	3/19/14	ND@0.5	ND@0.7	ND@0.8	ND@1.6	ND	18	ND@10	ND@0.8	25	ND@3	12.00	5.07	0.52	11.80	6.56
	6/16/14	ND@0.5	ND@0.5	ND@0.5	ND@1	ND	17	ND@10	ND@0.5	ND@20	ND@3	18.40	3.31	0.57	10.40	4.11
	9/26/14	ND@0.5	ND@0.5	ND@0.5	ND@1	ND	18	ND@10	ND@0.5	23	ND@3	1.32	2.57	ND@0.5	13.30	4.70
	12/8/14	ND@0.5	ND@0.5	ND@0.5	ND@1	ND	21	ND@10	0.7	ND@20	ND@3	18.9	2.79	ND@0.5	14.2	0.96
	3/24/15	ND@1	ND@1	ND@1	ND@2	ND	13.5	ND@10	ND@1	ND@100	ND@5	29	5.44	0.343	12	6.2
	6/23/15	ND@1	ND@1	ND@1	ND@2	ND	21.3	ND@10	ND@1	ND@100	0.0088	5.76	3.82	0.78	15.4	0.37
	9/22/15	ND@1	ND@1	ND@1	ND@2	ND	24	ND@10	ND@1	ND@100	ND@5	12.3	3.28	0.759	17.1	1.36
	12/21/15	ND@1	ND@1	ND@1	ND@2	ND	23.4	ND@10	ND@1	ND@100	ND@5	7.22	3.79	ND@0.25	13.4	1.14
	3/9/16	ND@1	ND@1	ND@1	ND@2	ND	30.7	ND@10	1.19	ND@100	ND@5	39.5	3.58	2.13	14.7	3.06
	6/8/16	ND@1	ND@1	ND@1	ND@2	ND	28	ND@10	1.12	ND@100	ND@5	26.6	3.69	ND@0.25	13.5	0.91
	9/19/16	ND@1	ND@1	ND@1	ND@2	ND	30.4	ND@10	ND@1	ND@100	ND@4	19.5	3.92	ND@0.25	12.5	1.48
	12/5/16	ND@1	ND@1	ND@1	ND@2	ND	30.8	ND@1	1.25	ND@100	ND@5	12.3	4.86	0.548	8.75	6.18
	3/13/17	ND@1	ND@1	ND@1	ND@3	ND	28.5	NA	NA	ND@100	ND@5	8.76	15.3	ND@0.25	14.3	0.89
	6/28/17	ND@1	ND@1	ND@1	ND@3	ND	18	ND@10	ND@1	ND@100	NA	NA	NA	NA	NA	NA
	9/19/17	ND@1	ND@1	ND@1	ND@3	ND	12.9	ND@10	ND@1	ND@100	NA	NA	NA	NA	NA	NA
	12/19/17	ND@1	ND@1	ND@1	ND@3	ND	12.4	ND@10	ND@1	ND@100	NA	NA	NA	NA	NA	NA
	3/8/18	ND@1	ND@1	ND@1	ND@3	ND	6.59	ND@10	ND@1	ND@100	NA	NA	NA	NA	NA	NA
	6/27/18	ND@1	ND@1	ND@1	ND@3	ND	4.77	ND@10	ND@1	ND@100	NA	NA	NA	NA	NA	NA
	9/12/18	ND@1	ND@1	ND@1	ND@3	ND	3.09	ND@10	ND@1	ND@100	NA	NA	NA	NA	NA	NA
	12/26/18	ND@1	ND@1	ND@1	ND@3	ND	1.97	ND@10	ND@1	ND@100	NA	NA	NA	NA	NA	NA
	3/14/19	ND@1	ND@1	ND@1	ND@3	ND	2.69	ND@10	ND@1	ND@100	NA	NA	NA	NA	NA	NA

Table 2
Monitoring Well Groundwater Analytical Results
 7-Eleven Store No. 22281
 Fallston, Maryland

Sample ID	Date	Benzene (µg/L)	Toluene (µg/L)	Ethylbenzene (µg/L)	Xylenes (µg/L)	BTEX (µg/L)	MTBE (µg/L)	TBA (µg/L)	TAME (µg/L)	TPH-GRO (µg/L)	Methane (µg/L)	Iron (mg/L)	Sulfur (mg/L)	Kjeldahl Nitrogen (mg/L)	Total Nitrate/Nitrite Nitrogen (mg/L)	DO (mg/L)
MW-8B	10/15/07	ND@1	1	ND@1	ND@3	1	14	ND@10	ND@10	ND@100	--	--	--	--	--	--
	12/14/07	ND@1	ND@1	ND@100	ND@3	ND	15	ND@10	ND@10	ND@100	--	--	--	--	--	--
	3/14/08	ND@1	ND@1	ND@100	ND@3	ND	16	ND@10	ND@10	ND@100	--	--	--	--	--	--
	6/18/08	ND@1	ND@1	ND@1	ND@3	ND	24	ND@20	ND@10	ND@100	--	--	--	--	--	--
	9/3/08	ND@1	ND@1	ND@1	ND@3	ND	28	ND@20	ND@10	ND@100	--	--	--	--	--	--
	12/27/08	ND@1	ND@1	ND@1	ND@3	ND	23	ND@20	ND@10	ND@100	--	--	--	--	--	--
	3/24/09	ND@1	ND@1	ND@1	ND@3	ND	39	ND@20	ND@10	ND@100	--	--	--	--	--	--
	6/8/09	ND@1	ND@1	ND@1	ND@3	ND	64	25	ND@10	ND@100	--	--	--	--	--	--
	9/27/09	ND@1	ND@1	ND@1	ND@3	ND	77	31	ND@10	ND@100	--	--	--	--	--	--
	12/23/09	ND@1	ND@1	ND@1	ND@3	ND	93	31	ND@10	ND@100	--	--	--	--	--	--
	3/10/10	ND@1	ND@1	ND@1	ND@3	ND	100	33	ND@10	ND@100	--	--	--	--	--	--
	6/7/10	ND@1	ND@1	ND@1	ND@3	ND	56	ND@20	ND@10	ND@100	--	--	--	--	--	--
	9/20/10	ND@1	ND@1	ND@1	ND@3	ND	65	ND@20	ND@10	ND@100	--	--	--	--	--	--
	12/20/10	ND@1	ND@1	ND@1	ND@3	ND	56	ND@20	ND@10	ND@100	--	--	--	--	--	--
	3/22/11	ND@1	ND@1	ND@1	ND@3	ND	34	ND@20	ND@10	ND@100	--	--	--	--	--	--
	6/29/11	ND@1	ND@1	ND@1	ND@3	ND	29	ND@20	ND@10	ND@100	--	--	--	--	--	--
	9/22/11	ND@1	ND@1	ND@1	ND@3	ND	22	ND@20	ND@10	ND@100	--	--	--	--	--	--
	12/8/11	ND@1	ND@1	ND@1	ND@3	ND	28	ND@20	ND@10	ND@100	--	--	--	--	--	--
	3/1/12	ND@1	ND@1	ND@1	ND@3	ND	22	ND@20	ND@10	ND@100	--	--	--	--	--	--
	6/5/12	ND@1	ND@1	ND@1	ND@3	ND	12	ND@20	ND@10	ND@100	--	--	--	--	--	--
	9/12/12	ND@1	ND@1	ND@1	ND@3	ND	18	ND@20	ND@10	ND@100	--	--	--	--	--	--
	12/6/12	ND@1	280	ND@1	ND@3	280	15	ND@20	ND@10	670	--	--	--	--	--	--
	3/11/13	ND@1	75	ND@1	ND@3	75	17	ND@20	ND@10	150	--	--	--	--	--	--
	6/6/13	ND@1	2.1	ND@1	ND@3	2.1	17	ND@20	ND@10	ND@100	--	--	--	--	--	--
	9/12/13	ND@1	ND@1	ND@1	ND@3	ND	14	ND@20	ND@10	ND@100	--	--	--	--	--	--
	12/18/13	ND@1	ND@1	ND@1	ND@3	ND	7.1	ND@20	ND@10	ND@100	--	--	--	--	--	--
	3/19/14	ND@0.5	ND@0.7	ND@0.8	ND@1.6	ND	3	ND@10	ND@0.8	ND@20	ND@3	3.62	4.52	0.52	9.10	8.77
	6/16/14	ND@0.5	ND@0.5	ND@0.5	ND@1	ND	11	ND@10	ND@0.5	ND@20	ND@3	1.70	3.79	0.59	9.80	4.13
	9/26/14	ND@0.5	ND@0.5	ND@0.5	ND@1	ND	8	ND@10	ND@0.5	ND@20	11	0.30	3.65	0.91	9.90	2.30
	12/8/14	ND@0.5	ND@0.5	ND@0.5	ND@1	ND	7	ND@10	ND@0.5	ND@20	3.7	8.11	3.54	0.72	10.1	2.22
	3/24/15	ND@1	ND@1	ND@1	ND@2	ND	4.57	ND@10	ND@1	ND@100	ND@5	1.59	3.87	2.77	10.1	4.7
	6/23/15	ND@1	ND@1	ND@1	ND@2	ND	5.67	ND@10	ND@1	ND@100	ND@5	0.972	3.52	0.316	9.41	0.36
	9/22/15	ND@1	ND@1	ND@1	ND@2	ND	4.23	ND@1	ND@1	ND@100	ND@5	12.6	3.87	0.3	10.4	1.16
	12/21/15	ND@1	ND@1	ND@1	ND@2	ND	3.4	ND@1	ND@1	ND@100	ND@5	1.92	3.62	9.38	ND@0.25	1.99
	3/9/16	ND@1	ND@1	ND@1	ND@2	ND	2.97	ND@1	ND@1	ND@100	ND@5	0.402	4.01	ND@0.25	9.26	2.9
	6/8/16	ND@1	ND@1	ND@1	ND@2	ND	2.12	ND@1	ND@1	ND@100	ND@5	2.15	3.68	ND@0.25	9.38	2.51
	9/19/16	ND@1	ND@1	ND@1	ND@2	ND	1.04	ND@1	ND@1	ND@100	ND@5	1.47	3.63	ND@0.25	9.85	2.01
	12/5/16	ND@1	ND@1	ND@1	ND@2	ND	1.44	ND@1	ND@1	ND@100	249	12.3	3.85	ND@0.25	8.51	0.88
	3/13/17	ND@1	ND@1	ND@1	ND@3	ND	ND@1	NA	NA	ND@100	228	4.7	3.63	1.32	8.07	4.27
	6/28/17	ND@1	ND@1	ND@1	ND@3	ND	ND@1	ND@10	ND@1	ND@100	NA	NA	NA	NA	NA	NA
	9/19/17	ND@1	ND@1	ND@1	ND@3	ND	ND@1	ND@10	ND@1	ND@100	NA	NA	NA	NA	NA	NA
	12/19/17	ND@1	ND@1	ND@1	ND@3	ND	ND@1	ND@10	ND@1	ND@100	NA	NA	NA	NA	NA	NA
	3/8/18	ND@1	ND@1	ND@1	ND@3	ND	ND@1	ND@10	ND@1	ND@100	NA	NA	NA	NA	NA	NA
	6/27/18	ND@1	ND@1	ND@1	ND@3	ND	ND@1	ND@10	ND@1	ND@100	NA	NA	NA	NA	NA	NA
	9/12/18	ND@1	ND@1	ND@1	ND@3	ND	ND@1	ND@10	ND@1	ND@100	NA	NA	NA	NA	NA	NA
	12/26/18	ND@1	ND@1	ND@1	ND@3	ND	ND@1	ND@10	ND@1	ND@100	NA	NA	NA	NA	NA	NA
	3/14/19	ND@1	ND@1	ND@1	ND@3	ND	ND@1	ND@10	ND@1	ND@100	NA	NA	NA	NA	NA	NA

Table 2
Monitoring Well Groundwater Analytical Results
 7-Eleven Store No. 22281
 Fallston, Maryland

Sample ID	Date	Benzene (µg/L)	Toluene (µg/L)	Ethyl-benzene (µg/L)	Xylenes (µg/L)	BTEX (µg/L)	MTBE (µg/L)	TBA (µg/L)	TAME (µg/L)	TPH-GRO (µg/L)	Methane (µg/L)	Iron (mg/L)	Sulfur (mg/L)	Kjeldahl Nitrogen (mg/L)	Total Nitrate/Nitrite Nitrogen (mg/L)	DO (mg/L)
MW-8C	12/21/15	ND@1	ND@1	ND@1	ND@2	ND	3.88	ND@1	ND@1	ND@100	6.21	3.32	2.9	ND@0.25	0.393	1.27
	3/9/16	ND@1	2.21	ND@1	ND@2	2.21	1.35	ND@1	ND@1	ND@100	ND@5	5.19	2.86	ND@0.25	ND@0.1	3.93
	6/8/16	ND@1	ND@1	ND@1	ND@2	ND	ND@1	ND@1	ND@1	ND@100	ND@5	33.8	3.5	0.322	ND@0.1	0.42
	9/19/16	ND@1	ND@1	ND@1	ND@2	ND	ND@1	ND@1	ND@1	ND@100	ND@4	0.693	2.54	ND@0.25	ND@0.1	0.72
	12/5/16	ND@1	ND@1	ND@1	ND@2	ND	3.73	ND@1	ND@1	ND@100	ND@5	4.06	2.84	ND@0.25 F1	0.294	1.21
	3/13/17	ND@1	ND@1	ND@1	ND@3	ND	ND@1	NA	NA	ND@100	6.78	1.69	2.49	ND@0.25	ND@0.1	1.11
	6/28/17	ND@1	ND@1	ND@1	ND@3	ND	ND@1	ND@10	ND@1	ND@100	NA	NA	NA	NA	NA	NA
	9/19/17	ND@1	ND@1	ND@1	ND@3	ND	7.95	ND@10	ND@1	ND@100	NA	NA	NA	NA	NA	NA
	12/19/17	ND@1	ND@1	ND@1	ND@3	ND	ND@1	ND@10	ND@1	ND@100	NA	NA	NA	NA	NA	NA
	3/8/18	ND@1	ND@1	ND@1	ND@3	ND	ND@1	ND@10	ND@1	ND@100	NA	NA	NA	NA	NA	NA
	6/27/18	ND@1	ND@1	ND@1	ND@3	ND	ND@1	ND@10	ND@1	ND@100	NA	NA	NA	NA	NA	NA
	9/12/18	ND@1	ND@1	ND@1	ND@3	ND	ND@1	ND@10	ND@1	ND@100	NA	NA	NA	NA	NA	NA
	12/26/18	ND@1	ND@1	ND@1	ND@3	ND	ND@1	ND@10	ND@1	ND@100	NA	NA	NA	NA	NA	NA
3/14/19	ND@1	ND@1	ND@1	ND@3	ND	ND@1	ND@10	ND@1	ND@100	NA	NA	NA	NA	NA	NA	

Table 2
Monitoring Well Groundwater Analytical Results
 7-Eleven Store No. 22281
 Fallston, Maryland

Sample ID	Date	Benzene (µg/L)	Toluene (µg/L)	Ethylbenzene (µg/L)	Xylenes (µg/L)	BTEX (µg/L)	MTBE (µg/L)	TBA (µg/L)	TAME (µg/L)	TPH-GRO (µg/L)	Methane (µg/L)	Iron (mg/L)	Sulfur (mg/L)	Kjeldahl Nitrogen (mg/L)	Total Nitrate/Nitrite Nitrogen (mg/L)	DO (mg/L)
MW-9	3/10/10	ND@1	ND@1	ND@1	ND@3	ND	1,800	490	75	1,600	--	--	--	--	--	--
	5/6/10	ND@1	ND@1	ND@1	ND@3	ND	1,200	330	52	1,300	--	--	--	--	--	--
	6/7/10	ND@1	ND@1	ND@1	ND@3	ND	990	290	33	910	--	--	--	--	--	--
	7/31/10	ND@1	ND@1	ND@1	ND@3	ND	1,600	480	71	2,100	--	--	--	--	--	0.46
	8/16/10	ND@1	ND@1	ND@1	ND@3	ND	1,300	350	49	1,600	--	--	--	--	--	0.44
	9/20/10	ND@1	ND@1	ND@1	ND@3	ND	990	340	34	1,100	--	--	--	--	--	2.68
	10/26/10	ND@1	ND@1	ND@1	ND@3	ND	1,300	500	52	1,400	--	--	--	--	--	0.19
	11/23/10	ND@1	ND@1	ND@1	ND@3	ND	1,200	360	50	1,300	--	--	--	--	--	0.21
	12/20/10	ND@1	ND@1	ND@1	ND@3	ND	1,400	470	48	1,400	--	--	--	--	--	0.22
	2/28/11	ND@1	ND@1	ND@1	ND@3	ND	1,200	190	57	1,300	--	--	--	--	--	25.62
	3/22/11	ND@1	ND@1	ND@1	ND@3	ND	1,100	340	42	850	--	--	--	--	--	9.68
	4/26/11	ND@1	ND@1	ND@1	ND@3	ND	1,300	320	59	1,800	--	--	--	--	--	0.21
	5/25/11	ND@1	ND@1	ND@1	ND@3	ND	1,200	150	53	1,500	--	--	--	--	--	48.22
	6/29/11	ND@1	ND@1	ND@1	ND@3	ND	1,600	200	68	1,700	--	--	--	--	--	0.48
	9/22/11	ND@1	ND@1	ND@1	ND@3	ND	2,200	690	ND@100	1,300	--	--	--	--	--	--
	12/8/11	ND@1	ND@1	ND@1	ND@3	ND	2,000	560	95	1,500	--	--	--	--	--	--
	3/1/12	ND@1	ND@1	ND@1	ND@3	ND	1,800	790	81	2,300	--	--	--	--	--	0.46
	6/5/12	1.3	ND@1	ND@1	ND@3	ND	3,900	1,600	160	3,800	--	--	--	--	--	--
	9/12/12	1.1	ND@1	ND@1	ND@3	1.1	2,500	1,200	130	2,700	--	--	--	--	--	1.15
	12/6/12	ND@1	ND@1	ND@1	ND@3	ND	1,600	840	90	1,900	--	--	--	--	--	--
	3/11/13	ND@1	ND@1	ND@1	ND@3	ND	2,500	1,100	97	2,000	--	--	--	--	--	0.8
	6/6/13	ND@1	ND@1	ND@1	ND@3	ND	2,000	920	83	2,100	--	--	--	--	--	0.81
	9/12/13	ND@1	ND@1	ND@1	ND@3	ND	2,300	1,500	100	2,100	--	--	--	--	--	--
	12/18/13	ND@1	ND@1	ND@1	ND@3	ND	950	360	35	730	--	--	--	--	--	--
	3/19/14	ND@0.5	ND@0.7	ND@0.8	ND@1.6	ND	1,100	510	44	970	ND@3	1.7	0.634	1.2	9.7	5.07
	6/16/14	ND@0.5	ND@0.5	ND@0.5	ND@1	ND	750	360	31	640	ND@3	1	1.16	ND@0.5	8.3	5.53
	9/26/14	ND@0.5	ND@0.5	ND@0.5	ND@1	ND	560	200	16	500	ND@3	0.04	1.72	3.4	8.3	3.7
	12/8/14	ND@0.5	ND@0.5	ND@0.5	ND@1	ND	900	370	35	800	ND@3	2.85	1.42	2.7	8.7	3.7
	3/24/15	ND@1	ND@1	ND@1	ND@2	ND	557	203	21.4	435	ND@5	4.56	1.23	ND@0.25	8.71	4.9
	6/23/15	ND@1	ND@1	ND@1	ND@2	ND	554	173	17.2	ND@100	0.0068	3.22	1.71	1.22	8.39	1.23
	9/22/15	ND@1	ND@1	ND@1	ND@2	ND	896	321	29.6	979	0.024	2.5	0.962	0.387	8.42	4.58
	12/21/15	ND@1	ND@1	ND@1	ND@2	ND	274	89.8	11.8	256	ND@5	1.87	1.2	0.513	7.86	0.85
	3/9/16	ND@1	ND@1	ND@1	ND@2	ND	340	109	14.2	451	ND@5	1.34	0.908	ND@0.25	8.41	3.54
	6/8/16	ND@1	ND@1	ND@1	ND@2	ND	237	53.2	6.97	243	ND@5	10.2	1.5	0.757	8.17	0.36
	9/21/16	ND@1	ND@1	ND@1	ND@2	ND	180	38.4	5.86	189	ND@4	1.61	1.66	0.313	8.37	0.37
	12/5/16	ND@1	ND@1	ND@1	ND@2	ND	112	ND@10	4.02	130	ND@5	7.57	1.46	ND@0.25	7.16	0.31
	3/13/17	ND@1	ND@1	ND@1	ND@3	ND	123	NA	NA	162	ND@5	1.16	1.29	ND@0.25	7.04	0.45
	6/28/17	ND@1	ND@1	ND@1	ND@3	ND	100	44.2	3.04	175	NA	NA	NA	NA	NA	NA
	9/19/17	ND@1	ND@1	ND@1	ND@3	ND	193	26.7	5.37	165	NA	NA	NA	NA	NA	NA
	12/19/17	ND@1	ND@1	ND@1	ND@3	ND	22.8	ND@10	ND@1	ND@100	NA	NA	NA	NA	NA	NA
3/8/18	ND@1	ND@1	ND@1	ND@3	ND	57.5	ND@10	1.84	ND@100	NA	NA	NA	NA	NA	NA	
6/27/18	ND@1	ND@1	ND@1	ND@3	ND	23.4	ND@10	ND@1	ND@100	NA	NA	NA	NA	NA	NA	
9/12/18	ND@1	ND@1	ND@1	ND@3	ND	66.4	ND@10	1.96	ND@100	NA	NA	NA	NA	NA	NA	
12/26/18	ND@1	ND@1	ND@1	ND@3	ND	22.6	ND@10	ND@1	ND@100	NA	NA	NA	NA	NA	NA	
3/14/19	ND@1	ND@1	ND@1	ND@3	ND	14.5	ND@10	ND@1	34.2	NA	NA	NA	NA	NA	NA	

Table 2
Monitoring Well Groundwater Analytical Results
 7-Eleven Store No. 22281
 Fallston, Maryland

Sample ID	Date	Benzene (µg/L)	Toluene (µg/L)	Ethylbenzene (µg/L)	Xylenes (µg/L)	BTEX (µg/L)	MTBE (µg/L)	TBA (µg/L)	TAME (µg/L)	TPH-GRO (µg/L)	Methane (µg/L)	Iron (mg/L)	Sulfur (mg/L)	Kjeldahl Nitrogen (mg/L)	Total Nitrate/Nitrite Nitrogen (mg/L)	DO (mg/L)
MW-10	3/10/10	6	ND@1	ND@1	11	17	17,000	5,400	810	18,000	--	--	--	--	--	--
	5/6/10	3	ND@1	1	4	8	8,300	2,800	350	10,000	--	--	--	18.4	--	--
	6/7/10	1	ND@1	ND@1	1	2	4,700	1,700	350	5,200	--	--	--	--	--	--
	7/31/10	1	ND@1	ND@1	2	3	6,600	4,200	330	8,500	--	--	--	--	--	0.43
	8/16/10	2	ND@1	ND@1	2	4	6,600	3,600	330	9,200	--	--	--	--	--	0.19
	9/20/10	1	ND@1	ND@1	1	2	5,600	5,700	250	6,900	--	--	--	--	--	2.45
	10/26/10	1	ND@1	ND@1	1	2	6,100	6,600	280	7,100	--	--	--	--	--	0.15
	11/23/10	2	ND@1	ND@1	3	5	7,700	4,800	410	9,400	--	--	--	--	--	0.12
	12/20/10	2	ND@1	ND@1	4	6	11,000	9,600	470	12,000	--	--	--	--	--	0.52
	2/28/11	ND@1	ND@1	ND@1	ND@3	ND	8,300	5,200	530	11,000	--	--	--	--	--	23.36
	3/22/11	ND@1	ND@1	ND@1	ND@3	ND	5,700	4,600	240	5,900	--	--	--	--	--	9.71
	4/26/11	2	ND@1	ND@1	3	5	5,600	6,000	290	8,000	--	--	--	--	--	0.3
	5/25/11	2	ND@1	ND@1	3	5	5,800	6,000	270	7,500	--	--	--	--	--	50
	6/29/11	ND@5	ND@5	ND@5	ND@15	ND	4,100	4,400	180	4,800	--	--	--	--	--	19.74
	9/22/11	ND@20	ND@20	ND@20	ND@60	ND	2,700	1,700	180	1,800	--	--	--	--	--	--
	12/8/11	ND@1	ND@1	ND@1	ND@3	ND	2,700	2,900	120	1,900	--	--	--	--	--	--
	3/1/12	ND@1	ND@1	ND@1	ND@3	ND	1,100	1,100	51	1,500	--	--	--	--	--	4.03
	6/5/12	ND@1	ND@1	ND@1	ND@3	ND	1,000	920	34	1,100	--	--	--	--	--	--
	9/12/12	ND@1	ND@1	ND@1	ND@3	ND	1,000	1,000	41	1,100	--	--	--	--	--	--
	12/6/12	ND@1	ND@1	ND@1	ND@3	ND	1,000	1,500	50	1,100	--	--	--	--	--	--
	3/11/13	ND@1	ND@1	ND@1	ND@3	ND	880	1,300	37	750	--	--	--	--	--	0.9
	6/6/13	ND@1	ND@1	ND@1	ND@3	ND	520	810	23	660	--	--	--	--	--	0.58
	9/12/13	ND@1	ND@1	ND@1	ND@3	ND	370	710	16	380	--	--	--	--	--	--
	12/18/13	ND@1	ND@1	ND@1	ND@3	ND	440	610	17	390	--	--	--	--	--	--
	3/19/14	ND@0.5	ND@0.7	ND@0.8	ND@1.6	ND	290	680	13	280	ND@3	2.8	0.958	3.7	8.1	2.63
	6/16/14	ND@0.5	ND@0.5	ND@0.5	ND@1	ND	320	810	14	270	ND@3	2.39	1.09	4.9	6.6	1.85
	9/26/14	ND@0.5	ND@0.5	ND@0.5	ND@1	ND	200	280	7	260	ND@3	0.05	1.04	4.5	8.5	3.6
	12/8/14	ND@0.5	ND@0.5	ND@0.5	ND@1	ND	290	250	12	230	ND@3	8.51	0.979	5.6	8.3	1.22
	3/24/15	ND@1	ND@1	ND@1	ND@2	ND	197	167	7.72	175	ND@5	5.3	0.755	2.77	7.96	5.4
	6/23/15	ND@1	ND@1	ND@1	ND@2	ND	180	83	5.72	ND@100	ND@5	25.1	0.825	2.23	7.67	0.48
	9/22/15	ND@1	ND@1	ND@1	ND@2	ND	114	48	4	121	ND@5	1.3	1.05	0.92	7.76	5.78
	12/21/15	ND@1	ND@1	ND@1	ND@2	ND	171	51	7.29	179	ND@5	0.933	0.942	ND@0.25	7.7	0.96
	3/9/16	ND@1	ND@1	ND@1	ND@2	ND	153	46	6.19	190	ND@5	4.35	0.883	1.37	7.68	2.8
	6/8/16	ND@1	ND@1	ND@1	ND@2	ND	116	21.3	3.78	120	ND@5	8.03	0.961	0.637	7.53	1.25
	9/21/16	ND@1	ND@1	ND@1	ND@2	ND	98	13.5	3.26	106	ND@4	0.427	0.978	0.286	8.31	0.29
	12/5/16	ND@1	ND@1	ND@1	ND@2	ND	127	24.7	5.16	147	ND@5	1.43	1.35	0.618 F1	7.56	0.22
	3/13/17	ND@1	ND@1	ND@1	ND@3	ND	130	NA	NA	165	ND@5	11.8	0.677	1.60	7.65	0.63
	6/28/17	ND@1	ND@1	ND@1	ND@3	ND	65.6	ND@10	2.12	ND@100	NA	NA	NA	NA	NA	NA
	9/19/17	ND@1	ND@1	ND@1	ND@3	ND	59	14.3	1.75	ND@100	NA	NA	NA	NA	NA	NA
	12/19/17	ND@1	ND@1	ND@1	ND@3	ND	84.1	12.6	2.48	ND@100	NA	NA	NA	NA	NA	NA
3/8/18	ND@1	ND@1	ND@1	ND@3	ND	88.1	ND@10	2.9	124	NA	NA	NA	NA	NA	NA	
6/27/18	ND@1	ND@1	ND@1	ND@3	ND	31.5	ND@10	ND@1	ND@100	NA	NA	NA	NA	NA	NA	
9/12/18	ND@1	ND@1	ND@1	ND@3	ND	25.1	ND@10	ND@1	ND@100	NA	NA	NA	NA	NA	NA	
12/26/18	ND@1	ND@1	ND@1	ND@3	ND	14.5	ND@10	ND@1	ND@100	NA	NA	NA	NA	NA	NA	
3/14/19	ND@1	ND@1	ND@1	ND@3	ND	16.4	ND@10	ND@1	25.7	NA	NA	NA	NA	NA	NA	

Table 2
Monitoring Well Groundwater Analytical Results
 7-Eleven Store No. 22281
 Fallston, Maryland

Sample ID	Date	Benzene (µg/L)	Toluene (µg/L)	Ethyl-benzene (µg/L)	Xylenes (µg/L)	BTEX (µg/L)	MTBE (µg/L)	TBA (µg/L)	TAME (µg/L)	TPH-GRO (µg/L)	Methane (µg/L)	Iron (mg/L)	Sulfur (mg/L)	Kjeldahl Nitrogen (mg/L)	Total Nitrate/Nitrite Nitrogen (mg/L)	DO (mg/L)
MW-11	1/5/11	6	ND@1	ND@1	14	20	11,000	14,000	660	16,000	--	--	--	--	--	--
	3/22/11	4	ND@1	ND@1	7	11	8,800	9,600	440	10,000	--	--	--	--	--	1.54
	4/26/11	2	ND@1	ND@1	3	5	5,800	7,200	300	7,600	--	--	--	--	--	0.25
	5/25/11	1	ND@1	ND@1	1	2	3,900	3,500	200	5,200	--	--	--	--	--	0.26
	6/29/11	ND@5	ND@5	ND@5	ND@15	ND	4,000	4,300	170	4,400	--	--	--	--	--	0.17
	9/22/11	ND@20	ND@20	ND@20	ND@60	ND	3,300	2,300	ND@200	1,900	--	--	--	--	--	--
	12/8/11	ND@1	ND@1	ND@1	ND@3	ND	2,200	2,700	91	1,500	--	--	--	--	--	--
	3/1/12	ND@1	ND@1	ND@1	ND@3	ND	1,100	1,300	51	1,500	--	--	--	--	--	9.9
	6/5/12	ND@1	ND@1	ND@1	ND@3	ND	900	1,100	30	950	--	--	--	--	--	--
	9/12/12	ND@1	ND@1	ND@1	ND@3	ND	1,400	2,400	61	1,500	--	--	--	--	--	1.11
	12/6/12	ND@1	ND@1	ND@1	ND@3	ND	1,400	2,800	76	1,500	--	--	--	--	--	--
	3/11/13	ND@1	ND@1	ND@1	ND@3	ND	1,100	3,700	47	940	--	--	--	--	--	0.6
	6/6/13	ND@1	ND@1	ND@1	ND@3	ND	590	1,700	25	690	--	--	--	--	--	0.49
	9/12/13	ND@1	ND@1	ND@1	ND@3	ND	450	1,200	21	480	--	--	--	--	--	--
	12/18/13	ND@1	ND@1	ND@1	ND@3	ND	640	1,700	26	560	--	--	--	--	--	--
	3/19/14	ND@0.5	ND@0.7	ND@0.8	ND@1.6	ND	330	1,300	14	320	ND@3	85.0	0.61	0.72	7.10	3.20
	6/16/14	ND@0.5	ND@0.5	ND@0.5	ND@1	ND	230	170	8	190	ND@3	16.3	1.11	ND@0.5	6.40	1.48
	9/26/14	ND@0.5	ND@0.5	ND@0.5	ND@1	ND	92	140	3	130	ND@3	0.161 J	1.06	ND@0.5	6.90	3.40
	12/8/14	ND@0.5	ND@0.5	ND@0.5	ND@1	ND	200	330	8	150	ND@3	84.8	0.974	0.68	7.9	1.07
	3/24/15	ND@1	ND@1	ND@1	ND@2	ND	120	133	4.3	102	ND@5	67.3	ND@1	ND@5	7.77	5.2
	6/23/15	ND@1	ND@1	ND@1	ND@2	ND	89.2	27.1	2.6	ND@100	0.0073	98.9	0.91	ND@5	7.4	0.4
	9/22/15	ND@1	ND@1	ND@1	ND@2	ND	9.39	ND@1	ND@1	ND@100	ND@5	11.3	0.828	1.65	7.62	6.95
	12/21/15	ND@1	ND@1	ND@1	ND@2	ND	73.7	19.2	2.62	ND@100	ND@5	55.9	0.749	ND@0.25	7.46	0.89
	3/9/16	ND@1	ND@1	ND@1	ND@2	ND	61.9	ND@10	2.12	ND@100	ND@5	193	1.37	1.33	7.56	3.45
	6/8/16	ND@1	ND@1	ND@1	ND@2	ND	4.45	ND@10	ND@1	ND@100	ND@5	151	1.28	ND@0.25	7.27	0.38
	9/21/16	ND@1	ND@1	ND@1	ND@2	ND	1.99	ND@10	ND@1	ND@100	ND@4	136	ND@1.25	1.68	8.05	0.55
	12/5/16	ND@1	ND@1	ND@1	ND@2	ND	10.6	ND@10	ND@1	ND@100	ND@5	37.2	1,550	ND@5	372	0.23
	3/13/17	ND@1	ND@1	ND@1	ND@2	ND	19	NA	NA	ND@100	ND@5	55.7	0.729	ND@0.25	7.7	0.56
	6/28/17	ND@1	ND@1	ND@1	ND@2	ND	10.7	ND@10	ND@1	ND@100	NA	NA	NA	NA	NA	NA
	9/19/17	ND@1	ND@1	ND@1	ND@2	ND	17.4	ND@10	ND@1	ND@100	NA	NA	NA	NA	NA	NA
	12/19/17	ND@1	ND@1	ND@1	ND@2	ND	12.4	ND@10	ND@1	ND@100	NA	NA	NA	NA	NA	NA
	3/8/18	ND@1	ND@1	ND@1	ND@3	ND	16.1	ND@10	ND@1	ND@100	NA	NA	NA	NA	NA	NA
	6/27/18	ND@1	ND@1	ND@1	ND@3	ND	8.12	ND@10	ND@1	ND@100	NA	NA	NA	NA	NA	NA
	9/12/18	ND@1	ND@1	ND@1	ND@3	ND	8.86	ND@10	ND@1	ND@100	NA	NA	NA	NA	NA	NA
	12/26/18	ND@1	ND@1	ND@1	ND@3	ND	1.12	ND@10	ND@1	ND@100	NA	NA	NA	NA	NA	NA
	3/14/19	ND@1	ND@1	ND@1	ND@3	ND	1.09	ND@10	ND@1	ND@100	NA	NA	NA	NA	NA	NA

Table 2
Monitoring Well Groundwater Analytical Results
 7-Eleven Store No. 22281
 Fallston, Maryland

Sample ID	Date	Benzene (µg/L)	Toluene (µg/L)	Ethylbenzene (µg/L)	Xylenes (µg/L)	BTEX (µg/L)	MTBE (µg/L)	TBA (µg/L)	TAME (µg/L)	TPH-GRO (µg/L)	Methane (µg/L)	Iron (mg/L)	Sulfur (mg/L)	Kjeldahl Nitrogen (mg/L)	Total Nitrate/Nitrite Nitrogen (mg/L)	DO (mg/L)	
MW-12	1/5/11	ND@1	ND@1	ND@1	ND@3	ND	560	56	20	670	--	--	--	--	--	--	
	3/22/11	ND@1	ND@1	ND@1	ND@3	ND	420	84	13	340	--	--	--	--	--	1.44	
	4/26/11	ND@1	ND@1	ND@1	ND@3	ND	530	94	18	700	--	--	--	--	--	0.24	
	5/25/11	ND@1	ND@1	ND@1	ND@3	ND	520	390	17	660	--	--	--	--	--	0.4	
	6/29/11	ND@5	ND@5	ND@5	ND@15	ND	540	110	ND@50	610	--	--	--	--	--	0.34	
	9/22/11	ND@5	ND@5	ND@5	ND@15	ND	380	ND@100	ND@50	270	--	--	--	--	--	--	--
	12/8/11	ND@1	ND@1	ND@1	ND@3	ND	490	88	14	400	--	--	--	--	--	--	--
	3/1/12	ND@1	ND@1	ND@1	ND@3	ND	380	120	12	490	--	--	--	--	--	--	--
	6/5/12	ND@1	ND@1	ND@1	ND@3	ND	240	46	ND@10	300	--	--	--	--	--	--	--
	9/12/12	ND@1	ND@1	ND@1	ND@3	ND	220	61	ND@10	240	--	--	--	--	--	--	--
	12/6/12	ND@1	ND@1	ND@1	ND@3	ND	160	32	ND@10	170	--	--	--	--	--	--	--
	3/11/13	ND@1	ND@1	ND@1	ND@3	ND	160	72	ND@10	130	--	--	--	--	--	--	--
	6/6/13	ND@1	ND@1	ND@1	ND@3	ND	140	ND@20	ND@10	150	--	--	--	--	--	--	--
	9/12/13	ND@1	ND@1	ND@1	ND@3	ND	70	ND@20	ND@10	ND@100	--	--	--	--	--	--	--
	12/18/13	ND@1	ND@1	ND@1	ND@3	ND	13	ND@20	ND@10	ND@100	--	--	--	--	--	--	--
	3/19/14	ND@0.5	ND@0.7	ND@0.8	ND@1.6	ND	15	ND@10	ND@0.8	22	ND@3	33.70	1.37	0.55	8.30	3.21	
	6/16/14	ND@0.5	ND@0.5	ND@0.5	ND@1	ND	15	ND@10	ND@0.5	ND@20	ND@3	21.70	1.49	ND@0.5	7.10	2.99	
	9/26/14	ND@0.5	ND@0.5	ND@0.5	ND@1	ND	7	ND@10	ND@0.5	ND@20	ND@3	0.63	1.23	ND@0.5	7.60	4.60	
	12/8/14	ND@0.5	ND@0.5	ND@0.5	ND@1	ND	10	ND@10	ND@0.5	ND@20	ND@3	15.7	1.41	ND@0.5	7.9	2.06	
	3/24/15	ND@1	ND@1	ND@1	ND@2	ND	2.95	ND@10	ND@1	ND@100	ND@5	41.3	1.27	ND@5	7.97	4.7	
	6/23/15	ND@1	ND@1	ND@1	ND@2	ND	3.73	ND@10	ND@1	ND@100	ND@5	82.7	1.18	ND@5	7.62	1.59	
	9/22/15	ND@1	ND@1	ND@1	ND@2	ND	2.58	ND@10	ND@1	ND@100	ND@5	9.69	1.25	ND@5	7.64	3.59	
	12/21/15	ND@1	ND@1	ND@1	ND@2	ND	1.78	ND@10	ND@1	ND@100	ND@5	43.1	1.2	ND@0.25	7.83	1.48	
	3/9/16	ND@1	ND@1	ND@1	ND@2	ND	2.82	ND@10	ND@1	ND@100	ND@5	39.4	1.29	ND@0.25	7.64	3.81	
	6/8/16	ND@1	ND@1	ND@1	ND@2	ND	1.79	ND@10	ND@1	ND@100	ND@5	60.5	1.24	ND@0.25	7.37	1.18	
	9/21/16	ND@1	ND@1	ND@1	ND@2	ND	1.26	ND@10	ND@1	ND@100	ND@4	14.9	1.26	ND@0.25	8.07	1.14	
	12/5/16	ND@1	ND@1	ND@1	ND@2	ND	1.29	ND@10	ND@1	ND@100	ND@5	23.2	1.250	ND@5	389	0.65	
	3/13/17	ND@1	ND@1	ND@1	ND@3	ND	1.49	NA	NA	ND@100	ND@5	8.48	1.40	ND@0.25	7.58	1.01	
	6/28/17	ND@1	ND@1	ND@1	ND@3	ND	1.42	ND@10	ND@1	ND@100	NA	NA	NA	NA	NA	NA	NA
	9/19/17	ND@1	ND@1	ND@1	ND@3	ND	1.51	ND@10	ND@1	ND@100	NA	NA	NA	NA	NA	NA	NA
	12/19/17	ND@1	ND@1	ND@1	ND@3	ND	2.13	ND@10	ND@1	ND@100	NA	NA	NA	NA	NA	NA	NA
	3/8/18	ND@1	ND@1	ND@1	ND@3	ND	2.01	ND@10	ND@1	ND@100	NA	NA	NA	NA	NA	NA	NA
	6/27/18	ND@1	ND@1	ND@1	ND@3	ND	2.58	ND@10	ND@1	ND@100	NA	NA	NA	NA	NA	NA	NA
	9/12/18	ND@1	ND@1	ND@1	ND@3	ND	3.06	ND@10	ND@1	ND@100	NA	NA	NA	NA	NA	NA	NA
	12/26/18	ND@1	ND@1	ND@1	ND@3	ND	2.04	ND@10	ND@1	ND@100	NA	NA	NA	NA	NA	NA	NA
	3/14/19	ND@1	ND@1	ND@1	ND@3	ND	1.49	ND@10	ND@1	ND@100	NA	NA	NA	NA	NA	NA	NA

Table 2
Monitoring Well Groundwater Analytical Results
 7-Eleven Store No. 22281
 Fallston, Maryland

Sample ID	Date	Benzene (µg/L)	Toluene (µg/L)	Ethylbenzene (µg/L)	Xylenes (µg/L)	BTEX (µg/L)	MTBE (µg/L)	TBA (µg/L)	TAME (µg/L)	TPH-GRO (µg/L)	Methane (µg/L)	Iron (mg/L)	Sulfur (mg/L)	Kjeldahl Nitrogen (mg/L)	Total Nitrate/Nitrite Nitrogen (mg/L)	DO (mg/L)	
MW-13	1/5/11	ND@1	ND@1	ND@1	ND@3	ND	590	70	25	660	--	--	--	--	--	--	
	3/22/11	ND@1	ND@1	ND@1	ND@3	ND	510	96	19	410	--	--	--	--	--	3.65	
	4/26/11	ND@1	ND@1	ND@1	ND@3	ND	560	99	24	730	--	--	--	--	--	5.55	
	5/25/11	ND@1	ND@1	ND@1	ND@3	ND	700	42	28	880	--	--	--	--	--	0.27	
	6/29/11	ND@5	ND@5	ND@5	ND@15	ND	770	ND@100	ND@50	750	--	--	--	--	--	0.25	
	9/22/11	ND@5	ND@5	ND@5	ND@15	ND	850	170	ND@50	530	--	--	--	--	--	--	--
	12/8/11	ND@1	ND@1	ND@1	ND@3	ND	1,100	92	47	840	--	--	--	--	--	--	--
	3/1/12	ND@1	ND@1	ND@1	ND@3	ND	1,600	210	82	2,000	--	--	--	--	--	--	0.48
	6/5/12	ND@1	ND@1	ND@1	ND@3	ND	1,200	130	53	1,400	--	--	--	--	--	--	--
	9/12/12	ND@1	ND@1	ND@1	ND@3	ND	1,000	150	44	1,100	--	--	--	--	--	--	1.11
	12/6/12	ND@1	ND@1	ND@1	ND@3	ND	770	450	40	900	--	--	--	--	--	--	--
	3/11/13	ND@1	ND@1	ND@1	ND@3	ND	1,000	180	50	940	--	--	--	--	--	--	1.0
	6/6/13	ND@1	ND@1	ND@1	ND@3	ND	860	290	39	1,000	--	--	--	--	--	--	0.59
	9/12/13	ND@1	ND@1	ND@1	ND@3	ND	880	280	41	840	--	--	--	--	--	--	--
	12/18/13	ND@1	ND@1	ND@1	ND@3	ND	570	180	21	450	--	--	--	--	--	--	--
	3/19/14	ND@0.5	ND@0.7	ND@0.8	ND@1.6	ND	790	180	36	860	ND@3	30.8	2.53	1.4	21.7	2.81	
	6/16/14	ND@0.5	ND@0.5	ND@0.5	ND@1	ND	500	130	21	400	ND@3	3.65	3.27	1	12.6	1.77	
	9/26/14	ND@0.5	ND@0.5	ND@0.5	ND@1	ND	430	140	20	540	ND@3	0.68	2.74	0.83	8.3	3.8	
	12/8/14	ND@0.5	ND@0.5	ND@0.5	ND@1	ND	260	60	11	310	ND@3	7.77	3.26	1.3	9.3	1.17	
	3/24/15	ND@1	ND@1	ND@1	ND@2	ND	355	82.5	15.3	320	ND@5	37.3	2.11	0.262	16.1	--	
	6/23/15	ND@1	ND@1	ND@1	ND@2	ND	327	71	11.5	ND@100	ND@5	62.5	2.16	ND@0.5	13.8	2.48	
	9/22/15	ND@1	ND@1	ND@1	ND@2	ND	71	21	2.81	ND@100	ND@5	6.78	2.95	ND@0.5	9.1	6.65	
	12/21/15	ND@1	ND@1	ND@1	ND@2	ND	241	48	12.9	211	ND@5	49.1	2.27	ND@0.25	11.7	0.93	
	3/9/16	ND@1	ND@1	ND@1	ND@2	ND	160	36	7.2	198	ND@5	22.9	2.56	ND@0.25	14.5	6.96	
	6/8/16	ND@1	ND@1	ND@1	ND@2	ND	135	31	4.59	129	ND@5	46.5	2.48	ND@0.25	11.9	0.42	
	9/21/16	ND@1	ND@1	ND@1	ND@2	ND	129	23	5.32	135	ND@4	17.5	2.45	0.866	10.3	0.35	
	12/5/16	ND@1	ND@1	ND@1	ND@2	ND	31.2	ND@10	1.37	ND@100	11.6	28.6	3.27	ND@5	9.26 F1	0.26	
	3/13/17	ND@1	ND@1	ND@1	ND@3	ND	23.2	NA	NA	ND@100	10.1	11.5	3.48	ND@1.25	8.16	0.55	
	6/28/17	ND@1	ND@1	ND@1	ND@3	ND	78.6	30	3.09	ND@100	NA	NA	NA	NA	NA	NA	
	9/19/17	ND@1	ND@1	ND@1	ND@3	ND	110	16	3.96	ND@100	NA	NA	NA	NA	NA	NA	
	12/19/17	ND@1	ND@1	ND@1	ND@3	ND	94	20	3.54	ND@100	NA	NA	NA	NA	NA	NA	
	3/8/18	ND@1	ND@1	ND@1	ND@3	ND	52	ND@10	2.16	ND@100	NA	NA	NA	NA	NA	NA	
	6/27/18	ND@1	ND@1	ND@1	ND@3	ND	24.9	ND@10	ND@1	ND@100	NA	NA	NA	NA	NA	NA	
	9/12/18	ND@1	ND@1	ND@1	ND@3	ND	16.1	ND@10	ND@1	ND@100	NA	NA	NA	NA	NA	NA	
12/26/18	ND@1	ND@1	ND@1	ND@3	ND	ND@1	ND@10	ND@1	ND@100	NA	NA	NA	NA	NA	NA		
3/14/19	ND@1	ND@1	ND@1	ND@3	ND	1.35	ND@10	ND@1	ND@100	NA	NA	NA	NA	NA	NA		

Table 2
Monitoring Well Groundwater Analytical Results
 7-Eleven Store No. 22281
 Fallston, Maryland

Sample ID	Date	Benzene (µg/L)	Toluene (µg/L)	Ethyl- benzene (µg/L)	Xylenes (µg/L)	BTEX (µg/L)	MTBE (µg/L)	TBA (µg/L)	TAME (µg/L)	TPH-GRO (µg/L)	Methane (µg/L)	Iron (mg/L)	Sulfur (mg/L)	Kjeldahl Nitrogen (mg/L)	Total Nitrate/Nitrite Nitrogen (mg/L)	DO (mg/L)
HW-1	3/16/06	100	880	ND@5	1,690	2,670	3,700	1,800	ND@130	41,000	--	--	--	--	--	--
	6/30/06	8	E 380	170	E 790	178	62	56	ND@25	2,700	--	--	--	--	--	--
	9/12/06	*Not Sampled, Well Dry														
	12/7/06	*Not Sampled, Well Dry														
	3/28/07	*Not Sampled, Well Dry														
	6/13/07	*Not Sampled, Well Dry														
	9/25/07	*Not Sampled, Well Dry														
	12/14/07	*Not Sampled, Well Dry														
	3/14/08	*Not Sampled, Well Dry														
	6/18/08	*Not Sampled, Well Dry														
	9/3/08	*Not Sampled, Well Dry														
	12/23/08	Well destroyed during 10/08 UST excavation activities														

Table 2
Monitoring Well Groundwater Analytical Results
 7-Eleven Store No. 22281
 Fallston, Maryland

Sample ID	Date	Benzene (µg/L)	Toluene (µg/L)	Ethyl- benzene (µg/L)	Xylenes (µg/L)	BTEX (µg/L)	MTBE (µg/L)	TBA (µg/L)	TAME (µg/L)	TPH-GRO (µg/L)	Methane (µg/L)	Iron (mg/L)	Sulfur (mg/L)	Kjeldahl Nitrogen (mg/L)	Total Nitrate/Nitrite Nitrogen (mg/L)	DO (mg/L)
HW-2 continued	10/26/10	*Not Sampled, Well Dry														
	11/23/10	*Not Sampled, Well Dry														
	12/20/10	*Not Sampled, Well Dry														
	2/28/11	*Not Sampled, Well Dry														
	3/22/11	*Not Sampled, Well Dry														
	6/29/11	*Not Sampled, Well Dry														
	9/22/11	*Not Sampled, Well Dry														
	12/8/11	*Not Sampled, Well Dry														
	3/1/12	*Not Sampled, Well Dry														
	6/5/12	*Not Sampled, Well Dry														
	9/12/12	*Not Sampled, Well Dry														
	12/6/12	*Not Sampled, Well Dry														
	3/11/13	*Not Sampled, Well Dry														
	6/6/13	*Not Sampled, Well Dry														
	9/12/13	*Not Sampled, Well Dry														
	12/18/13	*Not Sampled, Well Dry														
3/19/14	*Not Sampled, Well Dry															
6/16/14	Well abandoned on 6/30/14															

Table 2
Monitoring Well Groundwater Analytical Results
 7-Eleven Store No. 22281
 Fallston, Maryland

Sample ID	Date	Benzene (µg/L)	Toluene (µg/L)	Ethylbenzene (µg/L)	Xylenes (µg/L)	BTEX (µg/L)	MTBE (µg/L)	TBA (µg/L)	TAME (µg/L)	TPH-GRO (µg/L)	Methane (µg/L)	Iron (mg/L)	Sulfur (mg/L)	Kjeldahl Nitrogen (mg/L)	Total Nitrate/Nitrite Nitrogen (mg/L)	DO (mg/L)
HW-3	1/23/07	2	ND@1	ND@1	ND@3	2	6,600	230	250	510	--	--	--	--	--	--
	3/28/07	NS	NS	NS	NS	NS	NS	NS	NS	NS	--	--	--	--	--	--
	6/22/07	4	ND@1	ND@1	3	7	5,800	440	380	900	--	--	--	--	--	--
	9/25/07	6	ND@1	ND@1	4	10	E 7,200	E 730	E 660	1,600	--	--	--	--	--	--
	12/14/07	4	ND@1	ND@1	2	6	E 6,300	E 470	E600	1,100	--	--	--	--	--	--
	3/14/08	ND@50	ND@50	ND@50	ND@350	ND	7,100	ND@500	ND@500	9,000	--	--	--	--	--	--
	6/18/08	ND@50	ND@50	ND@50	ND@350	ND	7,700	ND@1000	ND@500	1,500	--	--	--	--	--	--
	9/3/08	5	ND@1	ND@1	3	8	6,500	E 750	E 750	3,100	--	--	--	--	--	--
	12/27/08	ND@10	ND@10	ND@10	ND@30	ND	7,600	530	590	2,700	--	--	--	--	--	--
	3/24/09	2	ND@1	ND@1	1	3	9,000	790	660	1,500	--	--	--	--	--	--
	6/8/09	2	ND@1	ND@1	ND@3	2	7,000	490	600	2,500	--	--	--	--	--	--
	9/27/09	1	ND@1	ND@1	ND@3	1	6,600	380	510	10,000	--	--	--	--	--	--
	12/23/09	ND@1	ND@1	ND@1	ND@3	ND	3,800	230	310	4,700	--	--	--	--	--	--
	3/10/10	ND@1	ND@1	ND@1	ND@3	ND	3,400	880	240	4,300	--	--	--	--	--	--
	5/6/10	ND@1	ND@1	ND@1	ND@3	ND	3,000	900	230	4,000	--	--	--	--	--	--
	6/7/10	ND@1	ND@1	ND@1	ND@3	ND	1,400	370	110	1,400	--	--	--	--	--	--
	7/31/10	ND@1	ND@1	ND@1	ND@3	ND	4,900	580	420	7,000	--	--	--	--	--	0.18
	8/16/10	1	ND@1	ND@1	ND@3	ND	5,900	740	490	8,600	--	--	--	--	--	0.17
	9/20/10	ND@1	ND@1	ND@1	ND@3	ND	490	54	34	590	--	--	--	--	--	0.44
	10/26/10	ND@1	ND@1	ND@1	ND@3	ND	3,900	580	330	4,500	--	--	--	--	--	0.14
	11/23/10	ND@1	ND@1	ND@1	ND@3	ND	4,400	760	350	5,200	--	--	--	--	--	0.28
	12/20/10	ND@1	ND@1	ND@1	ND@3	ND	6,500	1,200	440	7,400	--	--	--	--	--	0.54
	2/28/11	ND@1	ND@1	ND@1	ND@3	ND	4,600	930	410	5,900	--	--	--	--	--	0.76
3/22/11	ND@1	ND@1	ND@1	ND@3	ND	4,500	1,400	290	4,200	--	--	--	--	--	0.73	
6/29/11	ND@5	ND@5	ND@5	ND@15	ND	5,600	1,000	330	7,300	--	--	--	--	--	0.4	
9/22/11	ND@20	ND@20	ND@20	ND@60	ND	3,200	940	ND@200	2,700	--	--	--	--	--	--	
12/8/11	ND@1	ND@1	ND@1	ND@3	ND	3,100	1,100	170	2,800	--	--	--	--	--	--	

Table 2
Monitoring Well Groundwater Analytical Results
 7-Eleven Store No. 22281
 Fallston, Maryland

Sample ID	Date	Benzene (µg/L)	Toluene (µg/L)	Ethylbenzene (µg/L)	Xylenes (µg/L)	BTEX (µg/L)	MTBE (µg/L)	TBA (µg/L)	TAME (µg/L)	TPH-GRO (µg/L)	Methane (µg/L)	Iron (mg/L)	Sulfur (mg/L)	Kjeldahl Nitrogen (mg/L)	Total Nitrate/Nitrite Nitrogen (mg/L)	DO (mg/L)
HW-3 continued	3/1/12	Inadvertently Not Sampled														
	6/5/12	ND@1	ND@1	ND@1	ND@3	ND	3,600	1,200	210	3,900	--	--	--	--	--	--
	9/12/12	ND@1	ND@1	ND@1	ND@3	ND	3,600	1,800	160	3,600	--	--	--	--	--	1.75
	12/6/12	ND@1	ND@1	ND@1	ND@3	ND	940	460	49	960	--	--	--	--	--	--
	3/11/13	ND@1	ND@1	ND@1	ND@3	ND	500	190	24	510	--	--	--	--	--	0.4
	6/6/13	ND@1	ND@1	ND@1	ND@3	ND	1,100	450	52	1,200	--	--	--	--	--	0.6
	9/12/13	ND@1	ND@1	ND@1	ND@3	ND	1,000	950	38	810	--	--	--	--	--	--
	12/18/13	ND@1	ND@1	ND@1	ND@3	ND	620	480	21	440	--	--	--	--	--	--
	3/19/14	ND@0.5	ND@0.7	ND@0.8	ND@1.6	ND	490	570	21	570	ND@3	1.28	5.84	71	35.9	4.57
	6/16/14	ND@0.5	ND@0.5	ND@0.5	ND@1	ND	280	470	11	220	ND@3	2.1	6.23	42.2	20	4.25
	9/26/14	ND@0.5	ND@0.5	ND@0.5	ND@1	ND	450	650	17	530	ND@3	0.255	4.04	41.1	22.3	3.3
	12/8/14	ND@0.5	ND@0.5	ND@0.5	ND@1	ND	460	650	21	440	ND@3	0.836	5.07	47.9	20.2	1.08
	3/24/15	ND@1	ND@1	ND@1	ND@2	ND	239	369	9.75	212	ND@5	1.55	4.2	24.6	15.7	5.2
	6/23/15	ND@1	ND@1	ND@1	ND@2	ND	222	307	8.17	ND@100	ND@5	0.878	4.58	20	15.2	0.2
	9/22/15	ND@1	ND@1	ND@1	ND@2	ND	403	698	16.2	466	ND@5	1.55	3.46	9.51	13.3	4.88
	12/21/15	ND@1	ND@1	ND@1	ND@2	ND	144	167	5.14	117	ND@5	1.12	4.18	22.2	14	0.83
	3/9/16	ND@1	ND@1	ND@1	ND@2	ND	89.7	91.8	3.76	107	ND@5	0.336	8.07	7.96 F1	18.8	3.43
	6/8/16	ND@1	ND@1	ND@1	ND@2	ND	93.4	80.3	3.25	104	ND@5	3.14	4.2	14.6	12.1	0.84
	9/21/16	ND@1	ND@1	ND@1	ND@2	ND	148	57.5	5.34	162	ND@4	0.773	4.21	19.6	10.9	0.45
	12/5/16	ND@1	ND@1	ND@1	ND@2	ND	134	50.9	5.83	158	ND@5	2.85	2.18	22	9.74	0.33
	3/13/17	ND@1	ND@1	ND@1	ND@3	ND	105	NA	NA	138	ND@5	2.50	2.51	8.34	8.85	0.69
	6/28/17	ND@1	ND@1	ND@1	ND@3	ND	86.9	30.8	2.99	ND@100	NA	NA	NA	NA	NA	NA
	9/19/17	ND@1	ND@1	ND@1	ND@3	ND	67.6	ND@10	2.16	ND@100	NA	NA	NA	NA	NA	NA
	12/19/17	ND@1	ND@1	ND@1	ND@3	ND	104	ND@10	3.34	ND@100	NA	NA	NA	NA	NA	NA
	3/8/18	ND@1	ND@1	ND@1	ND@3	ND	61.3	ND@10	2.14	ND@100	NA	NA	NA	NA	NA	NA
	6/27/18	ND@1	ND@1	ND@1	ND@3	ND	39	ND@10	1.26	ND@100	NA	NA	NA	NA	NA	NA
9/12/18	ND@1	ND@1	ND@1	ND@3	ND	26.2	ND@10	1.26	ND@100	NA	NA	NA	NA	NA	NA	
12/26/18	ND@1	ND@1	ND@1	ND@3	ND	6.25	ND@10	ND@1	ND@100	NA	NA	NA	NA	NA	NA	
3/14/19	ND@1	ND@1	ND@1	ND@3	ND	13.9	ND@10	ND@1	ND@100	NA	NA	NA	NA	NA	NA	
MDE CLEANUP STD		5	1,000	700	10,000		20			47						

BTEX - Total Benzene, Toluene, Ethylbenzene and Xylenes
 MTBE - methyl tert-butyl ether
 µg/L - micrograms-per-liter
 mg/L - milligrams-per-liter
 * Well not sampled due to insufficient amount of water
 J - estimated value - The result is ≥ the Method Detection Limit (MDL) and < the Limit of Quantitation (LOQ).
 F1 - MS and/or MSD Recovery is outside acceptable limits

ND@x - not detected above laboratory detection level of x
 ND - not detected
 -- - not analyzed
 E - estimated value, exceeds calibration range of laboratory equipment
 L* - lighter fuel/oil pattern observed in sample

DO measurements were collected in the field

Table 3
On-Site Potable Well Analytical Results
 7-Eleven Store No. 22281
 Fallston, Maryland

Sample ID	Date	Benzene	Toluene	Ethylbenzene	Total Xylenes	BTEX	MTBE	TBA	TAME
Influent	8/23/2004	ND@0.5	ND@0.5	ND@0.5	ND@1	ND	26	ND@10	ND@0.5
	9/22/2004	ND@0.5	ND@0.5	ND@0.5	ND@1	ND	22	ND@10	ND@0.5
	10/21/2004	ND@0.5	ND@0.5	ND@0.5	ND@1	ND	30	ND@10	ND@0.5
	11/18/2004	ND@0.5	ND@0.5	ND@0.5	ND@1	ND	18	ND@10	ND@0.5
	12/16/2004	ND@0.5	ND@0.5	ND@0.5	ND@1	ND	41	ND@10	ND@0.5
	2/10/2005	ND@0.5	ND@0.5	ND@0.5	ND@1	ND	26	ND@10	ND@0.5
	3/10/2005	ND@0.5	ND@0.5	ND@0.5	ND@1	ND	24	ND@10	ND@0.5
	4/28/2005	ND@0.5	3.6	ND@0.5	ND@1	ND	22	ND@10	ND@0.5
	6/3/2005	ND@0.5	ND@0.5	ND@0.5	ND@1	ND	21	ND@10	ND@0.5
	7/22/2005	ND@0.5	ND@0.5	ND@0.5	ND@1.5	ND	15.7	ND@10	ND@5
	8/10/2005	ND@0.5	ND@0.5	ND@0.5	ND@1	ND	19	ND@10	ND@0.5
	9/14/2005	ND@0.5	ND@0.5	ND@0.5	ND@1	ND	12	ND@10	ND@0.5
	10/11/2005	ND@0.5	ND@0.5	ND@0.5	ND@1	ND	23	ND@10	ND@0.5
	11/22/2005	ND@0.5	ND@0.5	ND@0.5	ND@1.5	ND	17	ND@5	ND@5
	1/16/2006	ND@0.5	ND@0.5	ND@0.5	ND@1	ND	16	ND@10	ND@0.5
	3/16/2006	ND@0.5	ND@0.5	ND@0.5	ND@1	ND	18	11	ND@5
	4/12/2006	ND@0.5	ND@0.5	ND@0.5	ND@1	ND	13	ND@10	ND@5
	6/30/2006	ND@0.5	ND@0.5	ND@0.5	ND@1.5	ND	16	7	ND@5
	9/12/2006	ND@0.5	ND@0.5	ND@0.5	ND@1.5	ND	8	ND@10	ND@5
	12/7/2006	ND@0.5	ND@0.5	ND@0.5	ND@1.5	ND	ND@0.5	ND@10	ND@10
	1/15/2007	ND@0.5	ND@0.5	ND@0.5	ND@1.5	ND	14	ND@10	ND@0.5
	2/27/2007	ND@0.5	ND@0.5	ND@0.5	ND@1.5	ND	14	ND@10	ND@0.5
	3/27/2007	ND@0.5	ND@0.5	ND@0.5	ND@1.5	ND	12	ND@10	ND@0.5
	4/30/2007	ND@0.5	ND@0.5	ND@0.5	ND@1.5	ND	12	ND@10	ND@0.5
	5/30/2007	ND@0.5	ND@0.5	ND@0.5	ND@1.5	ND	16	ND@10	ND@10
	7/6/2007	ND@0.5	ND@0.5	ND@0.5	ND@1.5	ND	4	ND@10	ND@10
	7/30/2007	ND@0.5	ND@0.5	ND@0.5	ND@1.5	ND	3.4	ND@10	ND@10
	8/7/2007	ND@0.5	ND@0.5	ND@0.5	ND@1.5	ND	3.7	ND@10	ND@10
	9/4/2007	ND@0.5	ND@0.5	ND@0.5	ND@1.5	ND	2.4	ND@10	ND@10
	10/2/2007	ND@0.5	ND@0.5	ND@0.5	ND@1.5	ND	3	ND@10	ND@0.5
	11/6/2007	ND@0.5	ND@0.5	ND@0.5	ND@1.5	ND	4.3	ND@10	ND@0.5
	12/4/2007	ND@0.5	ND@0.5	ND@0.5	ND@1.5	ND	4.9	ND@10	ND@0.5
1/8/2008	ND@0.5	ND@0.5	ND@0.5	ND@1.5	ND	5.6	ND@10	ND@0.5	
2/8/2008	ND@0.5	ND@0.5	ND@0.5	ND@1.5	ND	5.9	ND@10	ND@0.5	
3/12/2008	ND@0.5	ND@0.5	ND@0.5	ND@1.5	ND	6.1	ND@10	ND@0.5	
4/1/2008	ND@0.5	ND@0.5	ND@0.5	ND@1.5	ND	4.6	ND@10	ND@0.5	
5/5/2008	ND@0.5	ND@0.5	ND@0.5	ND@1.5	ND	6.3	ND@11	ND@0.5	
6/10/2008	ND@0.5	ND@0.5	ND@0.5	ND@1.5	ND	2.5	ND@10	ND@0.5	
7/15/2008	ND@0.5	ND@0.5	ND@0.5	ND@1.5	ND	2.3	ND@10	ND@0.5	
8/14/2008	ND@0.5	ND@0.5	ND@0.5	ND@1.5	ND	ND@0.5	ND@10	ND@0.5	
10/9/2008	ND@0.5	ND@0.5	ND@0.5	ND@1.5	ND	1.5	ND@10	ND@0.5	

Table 3
On-Site Potable Well Analytical Results
 7-Eleven Store No. 22281
 Fallston, Maryland

Sample ID	Date	Benzene	Toluene	Ethylbenzene	Total Xylenes	BTEX	MTBE	TBA	TAME
GAC 1 MID 1	8/23/2004	ND@0.5	ND@0.5	ND@0.5	ND@1	ND	26	ND@10	ND@0.5
	9/22/2004	ND@0.5	ND@0.5	ND@0.5	ND@1	ND	ND@0.5	ND@10	ND@0.5
	10/21/2004	ND@0.5	ND@0.5	ND@0.5	ND@1	ND	ND@0.5	ND@10	ND@0.5
	11/18/2004	ND@0.5	ND@0.5	ND@0.5	ND@1	ND	ND@0.5	ND@10	ND@0.5
	12/16/2004	ND@0.5	ND@0.5	ND@0.5	ND@1	ND	ND@0.5	ND@10	ND@0.5
	2/10/2005	ND@0.5	ND@0.5	ND@0.5	ND@1	ND	ND@0.5	ND@10	ND@0.5
	3/10/2005	ND@0.5	ND@0.5	ND@0.5	ND@1	ND	2.6	ND@10	ND@0.5
	4/28/2005	ND@0.5	3.7	ND@0.5	ND@1	ND	ND@0.5	ND@10	ND@0.5
	6/3/2005	ND@0.5	ND@0.5	ND@0.5	ND@1	ND	ND@0.5	ND@10	ND@0.5
	7/22/2005	ND@0.5	ND@0.5	ND@0.5	ND@1	ND	ND@0.5	ND@10	ND@5
	8/10/2005	ND@0.5	ND@0.5	ND@0.5	ND@1	ND	ND@0.5	ND@10	ND@5
	9/14/2005	ND@0.5	ND@0.5	ND@0.5	ND@1	ND	0.8	ND@10	ND@5
	10/11/2005	ND@0.5	ND@0.5	ND@0.5	ND@1	ND	1	ND@10	ND@5
	1/16/2006	ND@0.5	ND@0.5	ND@0.5	ND@1	ND	8	ND@10	ND@5
	4/12/2006	ND@0.5	ND@0.5	ND@0.5	ND@1	ND	17	ND@10	ND@5
	1/15/2007	ND@0.5	ND@0.5	ND@0.5	ND@1.5	ND	ND@0.5	ND@10	ND@5
	2/27/2007	ND@0.5	ND@0.5	ND@0.5	ND@1.5	ND	2.1	ND@10	ND@0.5
	3/27/2007	ND@0.5	ND@0.5	ND@0.5	ND@1.5	ND	2.2	ND@10	ND@0.5
	4/30/2007	ND@0.5	ND@0.5	ND@0.5	ND@1.5	ND	5.6	ND@10	ND@0.5
	5/30/2007	ND@0.5	ND@0.5	ND@0.5	ND@1.5	ND	ND@0.5	ND@10	ND@0.5
	7/6/2007	ND@0.5	ND@0.5	ND@0.5	ND@1.5	ND	4.3	ND@10	ND@0.5
	7/30/2007	ND@0.5	ND@0.5	ND@0.5	ND@1.5	ND	5.4	ND@10	ND@0.5
	8/7/2007	ND@0.5	ND@0.5	ND@0.5	ND@1.5	ND	6.1	ND@10	ND@0.5
	9/4/2007	ND@0.5	ND@0.5	ND@0.5	ND@1.5	ND	ND@0.5	ND@10	ND@0.5
	10/2/2007	ND@0.5	ND@0.5	ND@0.5	ND@1.5	ND	ND@0.5	ND@10	ND@0.5
	11/6/2007	ND@0.5	ND@0.5	ND@0.5	ND@1.5	ND	ND@0.5	ND@10	ND@0.5
	12/4/2007	ND@0.5	ND@0.5	ND@0.5	ND@1.5	ND	ND@0.5	ND@10	ND@0.5
	1/8/2008	ND@0.5	ND@0.5	ND@0.5	ND@1.5	ND	ND@0.5	ND@10	ND@0.5
	2/8/2008	ND@0.5	ND@0.5	ND@0.5	ND@1.5	ND	ND@0.5	ND@10	ND@0.5
	3/12/2008	ND@0.5	ND@0.5	ND@0.5	ND@1.5	ND	0.7	ND@10	ND@0.5
	4/1/2008	ND@0.5	ND@0.5	ND@0.5	ND@1.5	ND	ND@0.5	ND@10	ND@0.5
	5/1/2008	ND@0.5	ND@0.5	ND@0.5	ND@1.5	ND	ND@0.5	ND@10	ND@0.5
6/10/2008	ND@0.5	ND@0.5	ND@0.5	ND@1.5	ND	ND@0.5	ND@10	ND@0.5	
7/15/2008	ND@0.5	ND@0.5	ND@0.5	ND@1.5	ND	ND@0.5	ND@10	ND@0.5	
8/14/2008	ND@0.5	ND@0.5	ND@0.5	ND@1.5	ND	0.5	ND@10	ND@0.5	
10/9/2008	ND@0.5	ND@0.5	ND@0.5	ND@1.5	ND	0.6	ND@10	ND@0.5	
11/11/2008	ND@0.5	ND@0.5	ND@0.5	ND@1.5	ND	ND@0.5	ND@10	ND@0.5	
12/16/2008	ND@0.5	ND@0.5	ND@0.5	ND@1.5	ND	ND@0.5	ND@10	ND@0.5	
1/13/2009	ND@0.5	ND@0.5	ND@0.5	ND@1.5	ND	ND@0.5	ND@10	ND@0.5	
2/3/2009	ND@0.5	ND@0.5	ND@0.5	ND@1.5	ND	ND@0.5	ND@10	ND@0.5	

Table 3
On-Site Potable Well Analytical Results
 7-Eleven Store No. 22281
 Fallston, Maryland

Sample ID	Date	Benzene	Toluene	Ethylbenzene	Total Xylenes	BTEX	MTBE	TBA	TAME
GAC 2 MID 2	8/23/2004	ND@0.5	ND@0.5	ND@0.5	ND@1	ND	ND@0.5	ND@10	ND@0.5
	9/22/2004	ND@0.5	ND@0.5	ND@0.5	ND@1	ND	ND@0.5	ND@10	ND@0.5
	10/21/2004	ND@0.5	ND@0.5	ND@0.5	ND@1	ND	ND@0.5	ND@10	ND@0.5
	11/18/2004	ND@0.5	ND@0.5	ND@0.5	ND@1	ND	ND@0.5	ND@10	ND@0.5
	12/16/2004	ND@0.5	ND@0.5	ND@0.5	ND@1	ND	ND@0.5	ND@10	ND@0.5
	2/10/2005	ND@0.5	ND@0.5	ND@0.5	ND@1	ND	ND@0.5	ND@10	ND@0.5
	3/10/2005	ND@0.5	ND@0.5	ND@0.5	ND@1	ND	0.6	ND@10	ND@0.5
	4/28/2005	ND@0.5	3.8	ND@0.5	ND@1	ND	ND@0.5	ND@10	ND@0.5
	6/3/2005	ND@0.5	ND@0.5	ND@0.5	ND@1	ND	ND@0.5	ND@10	ND@0.5
	7/22/2005	ND@0.5	ND@0.5	ND@0.5	ND@1	ND	ND@0.5	ND@5	ND@5
	8/10/2005	ND@0.5	ND@0.5	ND@0.5	ND@1	ND	ND@0.5	ND@10	ND@5
	9/14/2005	ND@0.5	ND@0.5	ND@0.5	ND@1	ND	ND@0.5	ND@10	ND@5
	10/11/2005	ND@0.5	ND@0.5	ND@0.5	ND@1	ND	ND@0.5	ND@10	ND@5
	1/16/2006	ND@0.5	ND@0.5	ND@0.5	ND@1	ND	ND@0.5	ND@10	ND@5
	4/12/2006	ND@0.5	ND@0.5	ND@0.5	ND@1	ND	ND@0.5	ND@10	ND@5
	1/15/2007	ND@0.5	ND@0.5	ND@0.5	ND@1.5	ND	ND@0.5	ND@10	ND@0.5
	2/27/2007	ND@0.5	ND@0.5	ND@0.5	ND@1.5	ND	ND@0.5	ND@10	ND@0.5
	3/27/2007	ND@0.5	ND@0.5	ND@0.5	ND@1.5	ND	ND@0.5	ND@10	ND@0.5
	4/30/2007	ND@0.5	ND@0.5	ND@0.5	ND@1.5	ND	ND@0.5	ND@10	ND@0.5
	5/30/2007	ND@0.5	ND@0.5	ND@0.5	ND@1.5	ND	ND@0.5	ND@10	ND@0.5
	7/6/2007	ND@0.5	ND@0.5	ND@0.5	ND@1.5	ND	ND@0.5	ND@10	ND@0.5
	7/30/2007	ND@0.5	ND@0.5	ND@0.5	ND@1.5	ND	ND@0.5	ND@10	ND@0.5
	8/7/2007	ND@0.5	ND@0.5	ND@0.5	ND@1.5	ND	ND@0.5	ND@10	ND@0.5
	9/4/2007	ND@0.5	ND@0.5	ND@0.5	ND@1.5	ND	2.1	ND@10	ND@0.5
	10/2/2007	ND@0.5	ND@0.5	ND@0.5	ND@1.5	ND	1.4	ND@10	ND@0.5
	11/6/2007	ND@0.5	ND@0.5	ND@0.5	ND@1.5	ND	0.7	ND@10	ND@0.5
	12/4/2007	ND@0.5	ND@0.5	ND@0.5	ND@1.5	ND	0.8	ND@10	ND@0.5
	1/8/2008	ND@0.5	ND@0.5	ND@0.5	ND@1.5	ND	0.7	ND@10	ND@0.5
	2/8/2008	ND@0.5	ND@0.5	ND@0.5	ND@1.5	ND	0.6	ND@10	ND@0.5
	3/12/2008	ND@0.5	ND@0.5	ND@0.5	ND@1.5	ND	0.5	ND@10	ND@0.5
	4/1/2008	ND@0.5	ND@0.5	ND@0.5	ND@1.5	ND	0.7	ND@10	ND@0.5
	5/1/2008	ND@0.5	ND@0.5	ND@0.5	ND@1.5	ND	0.9	ND@10	ND@0.5
	6/10/2008	ND@0.5	ND@0.5	ND@0.5	ND@1.5	ND	0.7	ND@10	ND@0.5
7/15/2008	ND@0.5	ND@0.5	ND@0.5	ND@1.5	ND	ND@0.5	ND@10	ND@0.5	
8/14/2008	ND@0.5	ND@0.5	ND@0.5	ND@1.5	ND	ND@0.5	ND@10	ND@0.5	
10/9/2008	ND@0.5	ND@0.5	ND@0.5	ND@1.5	ND	0.6	ND@10	ND@0.5	
11/11/2008	ND@0.5	ND@0.5	ND@0.5	ND@1.5	ND	0.5	ND@10	ND@0.5	
12/16/2008	ND@0.5	ND@0.5	ND@0.5	ND@1.5	ND	ND@0.5	ND@10	ND@0.5	
1/13/2009	ND@0.5	ND@0.5	ND@0.5	ND@1.5	ND	ND@0.5	ND@10	ND@0.5	
2/3/2009	ND@0.5	ND@0.5	ND@0.5	ND@1.5	ND	ND@0.5	ND@10	ND@0.5	

Table 3
On-Site Potable Well Analytical Results
 7-Eleven Store No. 22281
 Fallston, Maryland

Sample ID	Date	Benzene	Toluene	Ethylbenzene	Total Xylenes	BTEX	MTBE	TBA	TAME
Effluent Final	8/23/2004	ND@0.5	ND@0.5	ND@0.5	ND@1	ND	ND@0.5	ND@10	ND@0.5
	9/22/2004	ND@0.5	ND@0.5	ND@0.5	ND@1	ND	ND@0.5	ND@10	ND@0.5
	10/21/2004	ND@0.5	ND@0.5	ND@0.5	ND@1	ND	ND@0.5	ND@10	ND@0.5
	11/18/2004	ND@0.5	ND@0.5	ND@0.5	ND@1	ND	ND@0.5	ND@10	ND@0.5
	12/16/2004	ND@0.5	ND@0.5	ND@0.5	ND@1	ND	ND@0.5	ND@10	ND@0.5
	2/10/2005	ND@0.5	ND@0.5	ND@0.5	ND@1	ND	ND@0.5	ND@10	ND@0.5
	3/10/2005	ND@0.5	ND@0.5	ND@0.5	ND@1	ND	ND@0.5	ND@10	ND@0.5
	4/28/2005	ND@0.5	6.2	ND@0.5	ND@1	ND	ND@0.5	ND@10	ND@0.5
	6/3/2005	ND@0.5	ND@0.5	ND@0.5	ND@1	ND	ND@0.5	ND@10	ND@0.5
	7/22/2005	ND@0.5	ND@0.5	ND@0.5	ND@1.5	ND	ND@0.5	ND@5	ND@5
	8/10/2005	ND@0.5	ND@0.5	ND@0.5	ND@1	ND	ND@0.5	ND@10	ND@0.5
	9/14/2005	ND@0.5	ND@0.5	ND@0.5	ND@1	ND	ND@0.5	ND@10	ND@0.5
	10/11/2005	ND@0.5	ND@0.5	ND@0.5	ND@1	ND	ND@0.5	ND@10	ND@0.5
	11/22/2005	ND@0.5	ND@0.5	ND@0.5	ND@1.5	ND	ND@0.5	ND@5	ND@5
	1/16/2006	ND@0.5	ND@0.5	ND@0.5	ND@1	ND	ND@0.5	ND@10	ND@0.5
	3/16/2006	ND@0.5	ND@0.5	ND@0.5	ND@1	ND	ND@0.5	ND@5	ND@5
	4/12/2006	ND@0.5	ND@0.5	ND@0.5	ND@1	ND	ND@0.5	ND@10	ND@5
	6/30/2006	ND@0.5	ND@0.5	ND@0.5	ND@1.5	ND	ND@0.5	ND@5	ND@5
	9/12/2006	ND@0.5	ND@0.5	ND@0.5	ND@1.5	ND	ND@0.5	ND@5	ND@5
	12/7/2006	ND@0.5	ND@0.5	ND@0.5	ND@1.5	ND	ND@0.5	ND@10	ND@10
	1/15/2007	ND@0.5	ND@0.5	ND@0.5	ND@1.5	ND	ND@0.5	ND@10	ND@0.5
	2/27/2007	ND@0.5	ND@0.5	ND@0.5	ND@1.5	ND	ND@0.5	ND@10	ND@0.5
	3/27/2007	ND@0.5	ND@0.5	ND@0.5	ND@1.5	ND	ND@0.5	ND@10	ND@0.5
	4/30/2007	ND@0.5	ND@0.5	ND@0.5	ND@1.5	ND	ND@0.5	ND@10	ND@0.5
	4/30/2007	ND@0.5	ND@0.5	ND@0.5	ND@1.5	ND	ND@0.5	ND@10	ND@0.5
	5/30/2007	ND@0.5	ND@0.5	ND@0.5	ND@1.5	ND	ND@0.5	ND@10	ND@0.5
	7/6/2007	ND@0.5	ND@0.5	ND@0.5	ND@1.5	ND	ND@0.5	ND@10	ND@0.5
	7/30/2007	ND@0.5	ND@0.5	ND@0.5	ND@1.5	ND	ND@0.5	ND@10	ND@0.5
	8/7/2007	ND@0.5	ND@0.5	ND@0.5	ND@1.5	ND	ND@0.5	ND@10	ND@0.5
	9/4/2007	ND@0.5	ND@0.5	ND@0.5	ND@1.5	ND	ND@0.5	ND@10	ND@0.5
	10/2/2007	ND@0.5	ND@0.5	ND@0.5	ND@1.5	ND	ND@0.5	ND@10	ND@0.5
	11/6/2007	ND@0.5	ND@0.5	ND@0.5	ND@1.5	ND	ND@0.5	ND@10	ND@0.5
12/4/2007	ND@0.5	ND@0.5	ND@0.5	ND@1.5	ND	ND@0.5	ND@10	ND@0.5	
1/8/2008	ND@0.5	ND@0.5	ND@0.5	ND@1.5	ND	ND@0.5	ND@10	ND@0.5	
2/8/2008	ND@0.5	ND@0.5	ND@0.5	ND@1.5	ND	ND@0.5	ND@10	ND@0.5	
3/12/2008	ND@0.5	ND@0.5	ND@0.5	ND@1.5	ND	ND@0.5	ND@10	ND@0.5	
4/12/2008	ND@0.5	ND@0.5	ND@0.5	ND@1.5	ND	ND@0.5	ND@10	ND@0.5	
5/1/2008	ND@0.5	ND@0.5	ND@0.5	ND@1.5	ND	ND@0.5	ND@10	ND@0.5	
6/10/2008	ND@0.5	ND@0.5	ND@0.5	ND@1.5	ND	ND@0.5	ND@10	ND@0.5	
7/15/2008	ND@0.5	ND@0.5	ND@0.5	ND@1.5	ND	ND@0.5	ND@10	ND@0.5	
8/14/2008	ND@0.5	ND@0.5	ND@0.5	ND@1.5	ND	ND@0.5	ND@10	ND@0.5	

Table 3
On-Site Potable Well Analytical Results
 7-Eleven Store No. 22281
 Fallston, Maryland

Sample ID	Date	Benzene	Toluene	Ethylbenzene	Total Xylenes	BTEX	MTBE	TBA	TAME
Effluent Final Continued	10/9/2008	ND@0.5	ND@0.5	ND@0.5	ND@1.5	ND	ND@0.5	ND@10	ND@0.5
	11/11/2008	ND@0.5	ND@0.5	ND@0.5	ND@1.5	ND	ND@0.5	ND@10	ND@0.5
	12/16/2008	ND@0.5	ND@0.5	ND@0.5	ND@1.5	ND	ND@0.5	ND@10	ND@0.5
	1/13/2009	ND@0.5	ND@0.5	ND@0.5	ND@1.5	ND	ND@0.5	ND@10	ND@0.5
	2/3/2009	ND@0.5	ND@0.5	ND@0.5	ND@1.5	ND	ND@0.5	ND@10	ND@0.5
	3/19/2009	ND@0.5	ND@0.5	ND@0.5	ND@1.5	ND	ND@0.5	ND@10	ND@0.5
	4/14/2009	ND@0.5	ND@0.5	ND@0.5	ND@1.5	ND	ND@0.5	ND@10	ND@0.5
	5/5/2009	ND@0.5	ND@0.5	ND@0.5	ND@1.5	ND	ND@0.5	ND@10	ND@0.5
	6/4/2009	ND@0.5	ND@0.5	ND@0.5	ND@1.5	ND	ND@0.5	ND@10	ND@0.5
	7/1/2009	NA	NA	NA	NA	NA	NA	NA	NA
	8/27/2009	ND@0.5	ND@0.5	ND@0.5	ND@1.5	ND	ND@0.5	ND@10	ND@0.5
	9/30/2009	ND@0.5	ND@0.5	ND@0.5	ND@1.5	ND	ND@0.5	ND@10	ND@0.5
	10/29/2009	ND@0.5	ND@0.5	ND@0.5	ND@1.5	ND	ND@0.5	ND@10	ND@0.5
	12/11/2009	ND@0.5	ND@0.5	ND@0.5	ND@1.5	ND	ND@0.5	ND@10	ND@0.5
	1/14/2010	ND@0.5	ND@0.5	ND@0.5	ND@1.5	ND	ND@0.5	ND@10	ND@0.5
	2/17/2010	ND@0.5	ND@0.5	ND@0.5	ND@1.5	ND	ND@0.5	ND@10	ND@0.5
	3/11/2010	ND@0.5	ND@0.5	ND@0.5	ND@1.5	ND	ND@0.5	ND@10	ND@0.5
	5/26/2010	ND@0.5	ND@0.5	ND@0.5	ND@1.5	ND	ND@0.5	ND@10	ND@0.5
	1/31/2012	ND@0.5	ND@0.5	ND@0.5	ND@1.5	ND	ND@0.5	ND@10	ND@0.5
	6/25/2012	ND@0.5	ND@0.5	ND@0.5	ND@1.5	ND	ND@0.5	ND@10	ND@0.5
	9/18/2012	ND@0.5	ND@0.5	ND@0.5	ND@1.5	ND	ND@0.5	ND@10	ND@0.5
	12/13/2012	ND@0.5	ND@0.5	ND@0.5	ND@1.5	ND	ND@0.5	ND@10	ND@0.5
	2/25/2013	ND@0.5	ND@0.5	ND@0.5	ND@1.5	ND	ND@0.5	ND@10	ND@0.5
	6/26/2013	ND@0.5	ND@0.5	ND@0.5	ND@1.5	ND	ND@0.5	ND@10	ND@0.5
	9/25/2013	ND@0.5	ND@0.5	ND@0.5	ND@1.5	ND	ND@0.5	ND@10	ND@0.5
	12/13/2013	ND@0.5	ND@0.5	ND@0.5	ND@1.5	ND	ND@0.5	ND@10	ND@0.5
	3/10/2014	ND@0.5	ND@0.5	ND@0.5	ND@1.5	ND	ND@0.5	ND@10	ND@0.5
	6/25/2014	ND@0.5	ND@0.5	ND@0.5	ND@1.5	ND	ND@0.5	ND@10	ND@0.5
	8/28/2014	ND@0.5	ND@0.5	ND@0.5	ND@1.5	ND	ND@0.5	ND@10	ND@0.5
	12/5/2014	ND@0.5	ND@0.5	ND@0.5	ND@1.5	ND	ND@0.5	ND@10	ND@0.5
	3/23/2015	ND@0.5	ND@0.5	ND@0.5	ND@1.5	ND	ND@0.5	ND@10	ND@0.5
	6/17/2015	ND@0.5	ND@0.5	ND@0.5	ND@1.5	ND	ND@0.5	ND@10	ND@0.5
	9/11/2015	ND@0.5	ND@0.5	ND@0.5	ND@1.5	ND	ND@0.5	ND@10	ND@0.5
	12/11/2015	ND@0.5	ND@0.5	ND@0.5	ND@1.5	ND	ND@0.5	ND@10	ND@0.5
	12/21/2015	ND@0.5	ND@0.5	ND@0.5	ND@1.0	ND	ND@0.5	ND@10	ND@0.5
	2/19/2016	ND@0.5	ND@0.5	ND@0.5	ND@1.0	ND	ND@0.5	ND@10	ND@0.5
	6/2/2016	ND@0.5	ND@0.5	ND@0.5	ND@1.0	ND	ND@0.5	ND@10	ND@0.5
	9/14/2016	ND@0.5	ND@0.5	ND@0.5	ND@1.0	ND	ND@0.5	ND@10	ND@0.5
	12/9/2016	ND@0.5	ND@0.5	ND@0.5	ND@1.0	ND	ND@0.5	48.1	ND@0.5
	1/6/2017	ND@0.5	ND@0.5	ND@0.5	ND@1.0	ND	ND@0.5	ND@10	ND@0.5
1/10/2017	ND@0.5	ND@0.5	ND@0.5	ND@1.0	ND	ND@0.5	ND@10	ND@0.5	
6/16/2017	ND@0.5	ND@0.5	ND@0.5	ND@1.5	ND	ND@0.5	40.5	ND@0.6	
8/14/2017	NA	NA	NA	NA	NA	NA	NA	NA	
12/20/2017	ND@0.5	ND@0.5	ND@0.5	ND@1.0	ND	ND@0.5	ND@10	ND@0.5	
3/28/2018	ND@0.5	ND@0.5	ND@0.5	ND@1.0	ND	ND@0.5	ND@10	ND@0.5	
6/25/2018	ND@0.5	ND@0.5	ND@0.5	ND@1.0	ND	ND@0.5	ND@10	ND@0.5	
9/14/2018	ND@0.5	ND@0.5	ND@0.5	ND@1.0	ND	ND@0.5	ND@10	ND@0.5	
12/7/2018	ND@0.5	ND@0.5	ND@0.5	ND@1.0	ND	ND@0.5	ND@10	ND@0.5	
3/1/2019	ND@0.5	ND@0.5	ND@0.5	ND@1.0	ND	ND@0.5	ND@10	ND@0.5	

BTEX - Total Benzene, Toluene, Ethylbenzene and Xylenes
 MTBE - methyl tert-butyl ether
 TBA - tert-butanol TAME - tert-amyl methyl ether

NA - Not Analyzed
 NOTE: June 2007 sample was collected on July 6, 2007
 All units micrograms-per liter (µg/L)

ATTACHMENT A

Laboratory Analytical Results (Groundwater)

ANALYTICAL REPORT

TestAmerica Laboratories, Inc.

TestAmerica Nashville
2960 Foster Creighton Drive
Nashville, TN 37204
Tel: (615)726-0177

TestAmerica Job ID: 490-170344-1

TestAmerica Sample Delivery Group: Fallston, MD
Client Project/Site: 7-11 No 22281 (MD)

For:

AECOM
8000 Virginia Manor Road
Suite 110
Beltsville, Maryland 20705

Attn: Ms. Rachael Allen



Authorized for release by:
3/22/2019 8:56:27 PM

Jennifer Huckaba, Project Manager II
(615)301-5042
jennifer.huckaba@testamericainc.com

LINKS

Review your project
results through
TotalAccess

Have a Question?



Visit us at:
www.testamericainc.com

The test results in this report meet all 2003 NELAC and 2009 TNI requirements for accredited parameters, exceptions are noted in this report. This report may not be reproduced except in full, and with written approval from the laboratory. For questions please contact the Project Manager at the e-mail address or telephone number listed on this page.

This report has been electronically signed and authorized by the signatory. Electronic signature is intended to be the legally binding equivalent of a traditionally handwritten signature.

Results relate only to the items tested and the sample(s) as received by the laboratory.



Table of Contents

Cover Page	1
Table of Contents	2
Sample Summary	3
Case Narrative	4
Definitions	5
Client Sample Results	6
QC Sample Results	36
QC Association	44
Chronicle	45
Method Summary	48
Certification Summary	49
Chain of Custody	50

Sample Summary

Client: AECOM
Project/Site: 7-11 No 22281 (MD)

TestAmerica Job ID: 490-170344-1
SDG: Fallston, MD

Lab Sample ID	Client Sample ID	Matrix	Collected	Received
490-170344-1	MW-1A	Water	03/14/19 14:25	03/16/19 09:40
490-170344-2	MW-4A	Water	03/14/19 16:25	03/16/19 09:40
490-170344-3	MW-4B	Water	03/14/19 16:00	03/16/19 09:40
490-170344-4	MW-5	Water	03/14/19 15:55	03/16/19 09:40
490-170344-5	MW-6	Water	03/14/19 17:15	03/16/19 09:40
490-170344-6	MW-7	Water	03/14/19 16:20	03/16/19 09:40
490-170344-7	MW-8A	Water	03/14/19 11:10	03/16/19 09:40
490-170344-8	MW-8B	Water	03/14/19 12:15	03/16/19 09:40
490-170344-9	MW-8C	Water	03/14/19 13:40	03/16/19 09:40
490-170344-10	MW-9	Water	03/14/19 16:55	03/16/19 09:40
490-170344-11	MW-10	Water	03/14/19 17:20	03/16/19 09:40
490-170344-12	MW-11	Water	03/14/19 14:40	03/16/19 09:40
490-170344-13	MW-12	Water	03/14/19 15:30	03/16/19 09:40
490-170344-14	MW-13	Water	03/14/19 15:54	03/16/19 09:40
490-170344-15	HW-3	Water	03/14/19 17:05	03/16/19 09:40

Case Narrative

Client: AECOM
Project/Site: 7-11 No 22281 (MD)

TestAmerica Job ID: 490-170344-1
SDG: Fallston, MD

Job ID: 490-170344-1

Laboratory: TestAmerica Nashville

Narrative

Job Narrative
490-170344-1

Comments

No additional comments.

Receipt

The samples were received on 3/16/2019 9:40 AM; the samples arrived in good condition, properly preserved and, where required, on ice. The temperature of the cooler at receipt was 0.2° C.

GC/MS VOA

No analytical or quality issues were noted, other than those described in the Definitions/Glossary page.

GC VOA

Method(s) 8015B, 8015B GRO LL: Insufficient sample volume was available to perform a matrix spike/matrix spike duplicate/sample duplicate (MS/MSD/DUP) associated with analytical batch 490-581725.

No additional analytical or quality issues were noted, other than those described above or in the Definitions/Glossary page.

VOA Prep

No analytical or quality issues were noted, other than those described in the Definitions/Glossary page.

Definitions/Glossary

Client: AECOM
Project/Site: 7-11 No 22281 (MD)

TestAmerica Job ID: 490-170344-1
SDG: Fallston, MD

Qualifiers

GC/MS VOA

Qualifier	Qualifier Description
F1	MS and/or MSD Recovery is outside acceptance limits.
F2	MS/MSD RPD exceeds control limits

Glossary

Abbreviation	These commonly used abbreviations may or may not be present in this report.
▫	Listed under the "D" column to designate that the result is reported on a dry weight basis
%R	Percent Recovery
CFL	Contains Free Liquid
CNF	Contains No Free Liquid
DER	Duplicate Error Ratio (normalized absolute difference)
Dil Fac	Dilution Factor
DL	Detection Limit (DoD/DOE)
DL, RA, RE, IN	Indicates a Dilution, Re-analysis, Re-extraction, or additional Initial metals/anion analysis of the sample
DLC	Decision Level Concentration (Radiochemistry)
EDL	Estimated Detection Limit (Dioxin)
LOD	Limit of Detection (DoD/DOE)
LOQ	Limit of Quantitation (DoD/DOE)
MDA	Minimum Detectable Activity (Radiochemistry)
MDC	Minimum Detectable Concentration (Radiochemistry)
MDL	Method Detection Limit
ML	Minimum Level (Dioxin)
NC	Not Calculated
ND	Not Detected at the reporting limit (or MDL or EDL if shown)
PQL	Practical Quantitation Limit
QC	Quality Control
RER	Relative Error Ratio (Radiochemistry)
RL	Reporting Limit or Requested Limit (Radiochemistry)
RPD	Relative Percent Difference, a measure of the relative difference between two points
TEF	Toxicity Equivalent Factor (Dioxin)
TEQ	Toxicity Equivalent Quotient (Dioxin)

Client Sample Results

Client: AECOM
Project/Site: 7-11 No 22281 (MD)

TestAmerica Job ID: 490-170344-1
SDG: Fallston, MD

Client Sample ID: MW-1A
Date Collected: 03/14/19 14:25
Date Received: 03/16/19 09:40

Lab Sample ID: 490-170344-1
Matrix: Water

Method: 8260B - Volatile Organic Compounds (GC/MS)

Analyte	Result	Qualifier	RL	MDL	Unit	D	Prepared	Analyzed	Dil Fac
Acetone	ND		25.0		ug/L			03/18/19 22:12	1
Benzene	ND		1.00		ug/L			03/18/19 22:12	1
Bromochloromethane	ND		1.00		ug/L			03/18/19 22:12	1
Bromodichloromethane	ND		1.00		ug/L			03/18/19 22:12	1
Bromoform	ND		1.00		ug/L			03/18/19 22:12	1
Bromomethane	ND		1.00		ug/L			03/18/19 22:12	1
2-Butanone (MEK)	ND		50.0		ug/L			03/18/19 22:12	1
Carbon disulfide	ND		1.00		ug/L			03/18/19 22:12	1
Carbon tetrachloride	ND		1.00		ug/L			03/18/19 22:12	1
Chlorobenzene	ND		1.00		ug/L			03/18/19 22:12	1
Chlorodibromomethane	ND		1.00		ug/L			03/18/19 22:12	1
Chloroethane	ND		1.00		ug/L			03/18/19 22:12	1
Chloroform	ND		1.00		ug/L			03/18/19 22:12	1
Chloromethane	ND		1.00		ug/L			03/18/19 22:12	1
cis-1,2-Dichloroethene	ND		1.00		ug/L			03/18/19 22:12	1
cis-1,3-Dichloropropene	ND		1.00		ug/L			03/18/19 22:12	1
Cyclohexane	ND		5.00		ug/L			03/18/19 22:12	1
1,2-Dibromo-3-Chloropropane	ND		10.0		ug/L			03/18/19 22:12	1
1,2-Dibromoethane (EDB)	ND		1.00		ug/L			03/18/19 22:12	1
1,2-Dichlorobenzene	ND		1.00		ug/L			03/18/19 22:12	1
1,3-Dichlorobenzene	ND		1.00		ug/L			03/18/19 22:12	1
1,4-Dichlorobenzene	ND		1.00		ug/L			03/18/19 22:12	1
Dichlorodifluoromethane	ND		1.00		ug/L			03/18/19 22:12	1
1,1-Dichloroethane	ND		1.00		ug/L			03/18/19 22:12	1
1,2-Dichloroethane	ND		1.00		ug/L			03/18/19 22:12	1
1,1-Dichloroethene	ND		1.00		ug/L			03/18/19 22:12	1
1,2-Dichloropropane	ND		1.00		ug/L			03/18/19 22:12	1
Diisopropyl ether	ND		2.00		ug/L			03/18/19 22:12	1
Ethylbenzene	ND		1.00		ug/L			03/18/19 22:12	1
Ethyl tert-butyl ether	ND		1.00		ug/L			03/18/19 22:12	1
Freon 113	ND		1.00		ug/L			03/18/19 22:12	1
2-Hexanone	ND		10.0		ug/L			03/18/19 22:12	1
Isopropylbenzene	ND		1.00		ug/L			03/18/19 22:12	1
Methyl acetate	ND		10.0		ug/L			03/18/19 22:12	1
Methylcyclohexane	ND		5.00		ug/L			03/18/19 22:12	1
Methylene Chloride	ND		5.00		ug/L			03/18/19 22:12	1
4-Methyl-2-pentanone (MIBK)	ND		10.0		ug/L			03/18/19 22:12	1
Methyl tert-butyl ether	ND		1.00		ug/L			03/18/19 22:12	1
Naphthalene	ND		5.00		ug/L			03/18/19 22:12	1
Styrene	ND		1.00		ug/L			03/18/19 22:12	1
Tert-amyl methyl ether	ND		1.00		ug/L			03/18/19 22:12	1
tert-Butyl alcohol (TBA)	ND		10.0		ug/L			03/18/19 22:12	1
1,1,2,2-Tetrachloroethane	ND		1.00		ug/L			03/18/19 22:12	1
Tetrachloroethene	4.28		1.00		ug/L			03/18/19 22:12	1
Toluene	ND		1.00		ug/L			03/18/19 22:12	1
trans-1,2-Dichloroethene	ND		1.00		ug/L			03/18/19 22:12	1
trans-1,3-Dichloropropene	ND		1.00		ug/L			03/18/19 22:12	1
1,2,3-Trichlorobenzene	ND		1.00		ug/L			03/18/19 22:12	1
1,2,4-Trichlorobenzene	ND		1.00		ug/L			03/18/19 22:12	1

TestAmerica Nashville

Client Sample Results

Client: AECOM
Project/Site: 7-11 No 22281 (MD)

TestAmerica Job ID: 490-170344-1
SDG: Fallston, MD

Client Sample ID: MW-1A
Date Collected: 03/14/19 14:25
Date Received: 03/16/19 09:40

Lab Sample ID: 490-170344-1
Matrix: Water

Method: 8260B - Volatile Organic Compounds (GC/MS) (Continued)

Analyte	Result	Qualifier	RL	MDL	Unit	D	Prepared	Analyzed	Dil Fac
1,1,1-Trichloroethane	ND		1.00		ug/L			03/18/19 22:12	1
1,1,2-Trichloroethane	ND		1.00		ug/L			03/18/19 22:12	1
Trichloroethene	ND		1.00		ug/L			03/18/19 22:12	1
Trichlorofluoromethane	ND		1.00		ug/L			03/18/19 22:12	1
Vinyl chloride	ND		1.00		ug/L			03/18/19 22:12	1
m,p-Xylene	ND		2.00		ug/L			03/18/19 22:12	1
o-Xylene	ND		1.00		ug/L			03/18/19 22:12	1
Xylenes, Total	ND		3.00		ug/L			03/18/19 22:12	1
Surrogate	%Recovery	Qualifier	Limits				Prepared	Analyzed	Dil Fac
4-Bromofluorobenzene (Surr)	101		70 - 130					03/18/19 22:12	1
Dibromofluoromethane (Surr)	96		70 - 130					03/18/19 22:12	1
1,2-Dichloroethane-d4 (Surr)	90		70 - 130					03/18/19 22:12	1
Toluene-d8 (Surr)	103		70 - 130					03/18/19 22:12	1

Method: 8015B GRO LL - Gasoline Range Organics - (GC)

Analyte	Result	Qualifier	RL	MDL	Unit	D	Prepared	Analyzed	Dil Fac
Gasoline Range Organics [C6 - C10]	31.7		20.0		ug/L			03/19/19 18:47	1
Surrogate	%Recovery	Qualifier	Limits				Prepared	Analyzed	Dil Fac
a,a,a-Trifluorotoluene	101		50 - 150					03/19/19 18:47	1

Client Sample Results

Client: AECOM
Project/Site: 7-11 No 22281 (MD)

TestAmerica Job ID: 490-170344-1
SDG: Fallston, MD

Client Sample ID: MW-4A
Date Collected: 03/14/19 16:25
Date Received: 03/16/19 09:40

Lab Sample ID: 490-170344-2
Matrix: Water

Method: 8260B - Volatile Organic Compounds (GC/MS)

Analyte	Result	Qualifier	RL	MDL	Unit	D	Prepared	Analyzed	Dil Fac
Acetone	ND		25.0		ug/L			03/18/19 19:01	1
Benzene	ND		1.00		ug/L			03/18/19 19:01	1
Bromochloromethane	ND		1.00		ug/L			03/18/19 19:01	1
Bromodichloromethane	ND		1.00		ug/L			03/18/19 19:01	1
Bromoform	ND		1.00		ug/L			03/18/19 19:01	1
Bromomethane	ND		1.00		ug/L			03/18/19 19:01	1
2-Butanone (MEK)	ND		50.0		ug/L			03/18/19 19:01	1
Carbon disulfide	ND		1.00		ug/L			03/18/19 19:01	1
Carbon tetrachloride	ND		1.00		ug/L			03/18/19 19:01	1
Chlorobenzene	ND		1.00		ug/L			03/18/19 19:01	1
Chlorodibromomethane	ND		1.00		ug/L			03/18/19 19:01	1
Chloroethane	ND		1.00		ug/L			03/18/19 19:01	1
Chloroform	2.88		1.00		ug/L			03/18/19 19:01	1
Chloromethane	ND		1.00		ug/L			03/18/19 19:01	1
cis-1,2-Dichloroethene	ND		1.00		ug/L			03/18/19 19:01	1
cis-1,3-Dichloropropene	ND		1.00		ug/L			03/18/19 19:01	1
Cyclohexane	ND		5.00		ug/L			03/18/19 19:01	1
1,2-Dibromo-3-Chloropropane	ND		10.0		ug/L			03/18/19 19:01	1
1,2-Dibromoethane (EDB)	ND		1.00		ug/L			03/18/19 19:01	1
1,2-Dichlorobenzene	ND		1.00		ug/L			03/18/19 19:01	1
1,3-Dichlorobenzene	ND		1.00		ug/L			03/18/19 19:01	1
1,4-Dichlorobenzene	ND		1.00		ug/L			03/18/19 19:01	1
Dichlorodifluoromethane	ND		1.00		ug/L			03/18/19 19:01	1
1,1-Dichloroethane	ND		1.00		ug/L			03/18/19 19:01	1
1,2-Dichloroethane	ND		1.00		ug/L			03/18/19 19:01	1
1,1-Dichloroethene	ND		1.00		ug/L			03/18/19 19:01	1
1,2-Dichloropropane	ND		1.00		ug/L			03/18/19 19:01	1
Diisopropyl ether	ND		2.00		ug/L			03/18/19 19:01	1
Ethylbenzene	ND		1.00		ug/L			03/18/19 19:01	1
Ethyl tert-butyl ether	ND		1.00		ug/L			03/18/19 19:01	1
Freon 113	ND		1.00		ug/L			03/18/19 19:01	1
2-Hexanone	ND		10.0		ug/L			03/18/19 19:01	1
Isopropylbenzene	ND		1.00		ug/L			03/18/19 19:01	1
Methyl acetate	ND		10.0		ug/L			03/18/19 19:01	1
Methylcyclohexane	ND		5.00		ug/L			03/18/19 19:01	1
Methylene Chloride	ND		5.00		ug/L			03/18/19 19:01	1
4-Methyl-2-pentanone (MIBK)	ND		10.0		ug/L			03/18/19 19:01	1
Methyl tert-butyl ether	22.5		1.00		ug/L			03/18/19 19:01	1
Naphthalene	ND		5.00		ug/L			03/18/19 19:01	1
Styrene	ND		1.00		ug/L			03/18/19 19:01	1
Tert-amyl methyl ether	ND		1.00		ug/L			03/18/19 19:01	1
tert-Butyl alcohol (TBA)	ND		10.0		ug/L			03/18/19 19:01	1
1,1,2,2-Tetrachloroethane	ND		1.00		ug/L			03/18/19 19:01	1
Tetrachloroethene	16.2		1.00		ug/L			03/18/19 19:01	1
Toluene	ND		1.00		ug/L			03/18/19 19:01	1
trans-1,2-Dichloroethene	ND		1.00		ug/L			03/18/19 19:01	1
trans-1,3-Dichloropropene	ND		1.00		ug/L			03/18/19 19:01	1
1,2,3-Trichlorobenzene	ND		1.00		ug/L			03/18/19 19:01	1
1,2,4-Trichlorobenzene	ND		1.00		ug/L			03/18/19 19:01	1

TestAmerica Nashville

Client Sample Results

Client: AECOM
Project/Site: 7-11 No 22281 (MD)

TestAmerica Job ID: 490-170344-1
SDG: Fallston, MD

Client Sample ID: MW-4A
Date Collected: 03/14/19 16:25
Date Received: 03/16/19 09:40

Lab Sample ID: 490-170344-2
Matrix: Water

Method: 8260B - Volatile Organic Compounds (GC/MS) (Continued)

Analyte	Result	Qualifier	RL	MDL	Unit	D	Prepared	Analyzed	Dil Fac
1,1,1-Trichloroethane	ND		1.00		ug/L			03/18/19 19:01	1
1,1,2-Trichloroethane	ND		1.00		ug/L			03/18/19 19:01	1
Trichloroethene	ND		1.00		ug/L			03/18/19 19:01	1
Trichlorofluoromethane	ND		1.00		ug/L			03/18/19 19:01	1
Vinyl chloride	ND		1.00		ug/L			03/18/19 19:01	1
m,p-Xylene	ND		2.00		ug/L			03/18/19 19:01	1
o-Xylene	ND		1.00		ug/L			03/18/19 19:01	1
Xylenes, Total	ND		3.00		ug/L			03/18/19 19:01	1
Surrogate	%Recovery	Qualifier	Limits				Prepared	Analyzed	Dil Fac
4-Bromofluorobenzene (Surr)	104		70 - 130					03/18/19 19:01	1
Dibromofluoromethane (Surr)	94		70 - 130					03/18/19 19:01	1
1,2-Dichloroethane-d4 (Surr)	87		70 - 130					03/18/19 19:01	1
Toluene-d8 (Surr)	106		70 - 130					03/18/19 19:01	1

Method: 8015B GRO LL - Gasoline Range Organics - (GC)

Analyte	Result	Qualifier	RL	MDL	Unit	D	Prepared	Analyzed	Dil Fac
Gasoline Range Organics [C6 - C10]	42.5		20.0		ug/L			03/19/19 19:22	1
Surrogate	%Recovery	Qualifier	Limits				Prepared	Analyzed	Dil Fac
a,a,a-Trifluorotoluene	101		50 - 150					03/19/19 19:22	1

Client Sample Results

Client: AECOM
Project/Site: 7-11 No 22281 (MD)

TestAmerica Job ID: 490-170344-1
SDG: Fallston, MD

Client Sample ID: MW-4B
Date Collected: 03/14/19 16:00
Date Received: 03/16/19 09:40

Lab Sample ID: 490-170344-3
Matrix: Water

Method: 8260B - Volatile Organic Compounds (GC/MS)

Analyte	Result	Qualifier	RL	MDL	Unit	D	Prepared	Analyzed	Dil Fac
Acetone	ND		25.0		ug/L			03/18/19 15:50	1
Benzene	ND		1.00		ug/L			03/18/19 15:50	1
Bromochloromethane	ND		1.00		ug/L			03/18/19 15:50	1
Bromodichloromethane	ND		1.00		ug/L			03/18/19 15:50	1
Bromoform	ND		1.00		ug/L			03/18/19 15:50	1
Bromomethane	ND		1.00		ug/L			03/18/19 15:50	1
2-Butanone (MEK)	ND		50.0		ug/L			03/18/19 15:50	1
Carbon disulfide	ND		1.00		ug/L			03/18/19 15:50	1
Carbon tetrachloride	ND		1.00		ug/L			03/18/19 15:50	1
Chlorobenzene	ND		1.00		ug/L			03/18/19 15:50	1
Chlorodibromomethane	ND		1.00		ug/L			03/18/19 15:50	1
Chloroethane	ND		1.00		ug/L			03/18/19 15:50	1
Chloroform	ND		1.00		ug/L			03/18/19 15:50	1
Chloromethane	ND		1.00		ug/L			03/18/19 15:50	1
cis-1,2-Dichloroethene	ND		1.00		ug/L			03/18/19 15:50	1
cis-1,3-Dichloropropene	ND		1.00		ug/L			03/18/19 15:50	1
Cyclohexane	ND		5.00		ug/L			03/18/19 15:50	1
1,2-Dibromo-3-Chloropropane	ND		10.0		ug/L			03/18/19 15:50	1
1,2-Dibromoethane (EDB)	ND		1.00		ug/L			03/18/19 15:50	1
1,2-Dichlorobenzene	ND		1.00		ug/L			03/18/19 15:50	1
1,3-Dichlorobenzene	ND		1.00		ug/L			03/18/19 15:50	1
1,4-Dichlorobenzene	ND		1.00		ug/L			03/18/19 15:50	1
Dichlorodifluoromethane	ND		1.00		ug/L			03/18/19 15:50	1
1,1-Dichloroethane	ND		1.00		ug/L			03/18/19 15:50	1
1,2-Dichloroethane	ND		1.00		ug/L			03/18/19 15:50	1
1,1-Dichloroethene	ND		1.00		ug/L			03/18/19 15:50	1
1,2-Dichloropropane	ND		1.00		ug/L			03/18/19 15:50	1
Diisopropyl ether	ND		2.00		ug/L			03/18/19 15:50	1
Ethylbenzene	ND		1.00		ug/L			03/18/19 15:50	1
Ethyl tert-butyl ether	ND		1.00		ug/L			03/18/19 15:50	1
Freon 113	ND		1.00		ug/L			03/18/19 15:50	1
2-Hexanone	ND		10.0		ug/L			03/18/19 15:50	1
Isopropylbenzene	ND		1.00		ug/L			03/18/19 15:50	1
Methyl acetate	ND		10.0		ug/L			03/18/19 15:50	1
Methylcyclohexane	ND		5.00		ug/L			03/18/19 15:50	1
Methylene Chloride	ND		5.00		ug/L			03/18/19 15:50	1
4-Methyl-2-pentanone (MIBK)	ND		10.0		ug/L			03/18/19 15:50	1
Methyl tert-butyl ether	ND		1.00		ug/L			03/18/19 15:50	1
Naphthalene	ND		5.00		ug/L			03/18/19 15:50	1
Styrene	ND		1.00		ug/L			03/18/19 15:50	1
Tert-amyl methyl ether	ND		1.00		ug/L			03/18/19 15:50	1
tert-Butyl alcohol (TBA)	ND		10.0		ug/L			03/18/19 15:50	1
1,1,2,2-Tetrachloroethane	ND		1.00		ug/L			03/18/19 15:50	1
Tetrachloroethene	16.3		1.00		ug/L			03/18/19 15:50	1
Toluene	ND		1.00		ug/L			03/18/19 15:50	1
trans-1,2-Dichloroethene	ND		1.00		ug/L			03/18/19 15:50	1
trans-1,3-Dichloropropene	ND		1.00		ug/L			03/18/19 15:50	1
1,2,3-Trichlorobenzene	ND		1.00		ug/L			03/18/19 15:50	1
1,2,4-Trichlorobenzene	ND		1.00		ug/L			03/18/19 15:50	1

TestAmerica Nashville

Client Sample Results

Client: AECOM
Project/Site: 7-11 No 22281 (MD)

TestAmerica Job ID: 490-170344-1
SDG: Fallston, MD

Client Sample ID: MW-4B
Date Collected: 03/14/19 16:00
Date Received: 03/16/19 09:40

Lab Sample ID: 490-170344-3
Matrix: Water

Method: 8260B - Volatile Organic Compounds (GC/MS) (Continued)

Analyte	Result	Qualifier	RL	MDL	Unit	D	Prepared	Analyzed	Dil Fac
1,1,1-Trichloroethane	ND		1.00		ug/L			03/18/19 15:50	1
1,1,2-Trichloroethane	ND		1.00		ug/L			03/18/19 15:50	1
Trichloroethene	ND		1.00		ug/L			03/18/19 15:50	1
Trichlorofluoromethane	ND		1.00		ug/L			03/18/19 15:50	1
Vinyl chloride	ND		1.00		ug/L			03/18/19 15:50	1
m,p-Xylene	ND		2.00		ug/L			03/18/19 15:50	1
o-Xylene	ND		1.00		ug/L			03/18/19 15:50	1
Xylenes, Total	ND		3.00		ug/L			03/18/19 15:50	1
Surrogate	%Recovery	Qualifier	Limits				Prepared	Analyzed	Dil Fac
4-Bromofluorobenzene (Surr)	103		70 - 130					03/18/19 15:50	1
Dibromofluoromethane (Surr)	96		70 - 130					03/18/19 15:50	1
1,2-Dichloroethane-d4 (Surr)	87		70 - 130					03/18/19 15:50	1
Toluene-d8 (Surr)	105		70 - 130					03/18/19 15:50	1

Method: 8015B GRO LL - Gasoline Range Organics - (GC)

Analyte	Result	Qualifier	RL	MDL	Unit	D	Prepared	Analyzed	Dil Fac
Gasoline Range Organics [C6 - C10]	ND		20.0		ug/L			03/19/19 19:57	1
Surrogate	%Recovery	Qualifier	Limits				Prepared	Analyzed	Dil Fac
a,a,a-Trifluorotoluene	103		50 - 150					03/19/19 19:57	1

Client Sample Results

Client: AECOM
Project/Site: 7-11 No 22281 (MD)

TestAmerica Job ID: 490-170344-1
SDG: Fallston, MD

Client Sample ID: MW-5
Date Collected: 03/14/19 15:55
Date Received: 03/16/19 09:40

Lab Sample ID: 490-170344-4
Matrix: Water

Method: 8260B - Volatile Organic Compounds (GC/MS)

Analyte	Result	Qualifier	RL	MDL	Unit	D	Prepared	Analyzed	Dil Fac
Acetone	ND		25.0		ug/L			03/18/19 18:06	1
Benzene	ND		1.00		ug/L			03/18/19 18:06	1
Bromochloromethane	ND		1.00		ug/L			03/18/19 18:06	1
Bromodichloromethane	ND		1.00		ug/L			03/18/19 18:06	1
Bromoform	ND		1.00		ug/L			03/18/19 18:06	1
Bromomethane	ND		1.00		ug/L			03/18/19 18:06	1
2-Butanone (MEK)	ND		50.0		ug/L			03/18/19 18:06	1
Carbon disulfide	ND		1.00		ug/L			03/18/19 18:06	1
Carbon tetrachloride	ND		1.00		ug/L			03/18/19 18:06	1
Chlorobenzene	ND		1.00		ug/L			03/18/19 18:06	1
Chlorodibromomethane	ND		1.00		ug/L			03/18/19 18:06	1
Chloroethane	ND		1.00		ug/L			03/18/19 18:06	1
Chloroform	ND		1.00		ug/L			03/18/19 18:06	1
Chloromethane	ND		1.00		ug/L			03/18/19 18:06	1
cis-1,2-Dichloroethene	ND		1.00		ug/L			03/18/19 18:06	1
cis-1,3-Dichloropropene	ND		1.00		ug/L			03/18/19 18:06	1
Cyclohexane	ND		5.00		ug/L			03/18/19 18:06	1
1,2-Dibromo-3-Chloropropane	ND		10.0		ug/L			03/18/19 18:06	1
1,2-Dibromoethane (EDB)	ND		1.00		ug/L			03/18/19 18:06	1
1,2-Dichlorobenzene	ND		1.00		ug/L			03/18/19 18:06	1
1,3-Dichlorobenzene	ND		1.00		ug/L			03/18/19 18:06	1
1,4-Dichlorobenzene	ND		1.00		ug/L			03/18/19 18:06	1
Dichlorodifluoromethane	ND		1.00		ug/L			03/18/19 18:06	1
1,1-Dichloroethane	ND		1.00		ug/L			03/18/19 18:06	1
1,2-Dichloroethane	ND		1.00		ug/L			03/18/19 18:06	1
1,1-Dichloroethene	ND		1.00		ug/L			03/18/19 18:06	1
1,2-Dichloropropane	ND		1.00		ug/L			03/18/19 18:06	1
Diisopropyl ether	ND		2.00		ug/L			03/18/19 18:06	1
Ethylbenzene	ND		1.00		ug/L			03/18/19 18:06	1
Ethyl tert-butyl ether	ND		1.00		ug/L			03/18/19 18:06	1
Freon 113	ND		1.00		ug/L			03/18/19 18:06	1
2-Hexanone	ND		10.0		ug/L			03/18/19 18:06	1
Isopropylbenzene	ND		1.00		ug/L			03/18/19 18:06	1
Methyl acetate	ND		10.0		ug/L			03/18/19 18:06	1
Methylcyclohexane	ND		5.00		ug/L			03/18/19 18:06	1
Methylene Chloride	ND		5.00		ug/L			03/18/19 18:06	1
4-Methyl-2-pentanone (MIBK)	ND		10.0		ug/L			03/18/19 18:06	1
Methyl tert-butyl ether	ND		1.00		ug/L			03/18/19 18:06	1
Naphthalene	ND		5.00		ug/L			03/18/19 18:06	1
Styrene	ND		1.00		ug/L			03/18/19 18:06	1
Tert-amyl methyl ether	ND		1.00		ug/L			03/18/19 18:06	1
tert-Butyl alcohol (TBA)	ND		10.0		ug/L			03/18/19 18:06	1
1,1,2,2-Tetrachloroethane	ND		1.00		ug/L			03/18/19 18:06	1
Tetrachloroethene	ND		1.00		ug/L			03/18/19 18:06	1
Toluene	ND		1.00		ug/L			03/18/19 18:06	1
trans-1,2-Dichloroethene	ND		1.00		ug/L			03/18/19 18:06	1
trans-1,3-Dichloropropene	ND		1.00		ug/L			03/18/19 18:06	1
1,2,3-Trichlorobenzene	ND		1.00		ug/L			03/18/19 18:06	1
1,2,4-Trichlorobenzene	ND		1.00		ug/L			03/18/19 18:06	1

TestAmerica Nashville

Client Sample Results

Client: AECOM
Project/Site: 7-11 No 22281 (MD)

TestAmerica Job ID: 490-170344-1
SDG: Fallston, MD

Client Sample ID: MW-5

Lab Sample ID: 490-170344-4

Date Collected: 03/14/19 15:55

Matrix: Water

Date Received: 03/16/19 09:40

Method: 8260B - Volatile Organic Compounds (GC/MS) (Continued)

Analyte	Result	Qualifier	RL	MDL	Unit	D	Prepared	Analyzed	Dil Fac
1,1,1-Trichloroethane	ND		1.00		ug/L			03/18/19 18:06	1
1,1,2-Trichloroethane	ND		1.00		ug/L			03/18/19 18:06	1
Trichloroethene	ND		1.00		ug/L			03/18/19 18:06	1
Trichlorofluoromethane	ND		1.00		ug/L			03/18/19 18:06	1
Vinyl chloride	ND		1.00		ug/L			03/18/19 18:06	1
m,p-Xylene	ND		2.00		ug/L			03/18/19 18:06	1
o-Xylene	ND		1.00		ug/L			03/18/19 18:06	1
Xylenes, Total	ND		3.00		ug/L			03/18/19 18:06	1
Surrogate	%Recovery	Qualifier	Limits				Prepared	Analyzed	Dil Fac
4-Bromofluorobenzene (Surr)	105		70 - 130					03/18/19 18:06	1
Dibromofluoromethane (Surr)	97		70 - 130					03/18/19 18:06	1
1,2-Dichloroethane-d4 (Surr)	87		70 - 130					03/18/19 18:06	1
Toluene-d8 (Surr)	104		70 - 130					03/18/19 18:06	1

Method: 8015B GRO LL - Gasoline Range Organics - (GC)

Analyte	Result	Qualifier	RL	MDL	Unit	D	Prepared	Analyzed	Dil Fac
Gasoline Range Organics [C6 - C10]	ND		20.0		ug/L			03/19/19 20:32	1
Surrogate	%Recovery	Qualifier	Limits				Prepared	Analyzed	Dil Fac
a,a,a-Trifluorotoluene	102		50 - 150					03/19/19 20:32	1

Client Sample Results

Client: AECOM
Project/Site: 7-11 No 22281 (MD)

TestAmerica Job ID: 490-170344-1
SDG: Fallston, MD

Client Sample ID: MW-6
Date Collected: 03/14/19 17:15
Date Received: 03/16/19 09:40

Lab Sample ID: 490-170344-5
Matrix: Water

Method: 8260B - Volatile Organic Compounds (GC/MS)

Analyte	Result	Qualifier	RL	MDL	Unit	D	Prepared	Analyzed	Dil Fac
Acetone	ND		25.0		ug/L			03/18/19 21:17	1
Benzene	ND		1.00		ug/L			03/18/19 21:17	1
Bromochloromethane	ND		1.00		ug/L			03/18/19 21:17	1
Bromodichloromethane	ND		1.00		ug/L			03/18/19 21:17	1
Bromoform	ND		1.00		ug/L			03/18/19 21:17	1
Bromomethane	ND		1.00		ug/L			03/18/19 21:17	1
2-Butanone (MEK)	ND		50.0		ug/L			03/18/19 21:17	1
Carbon disulfide	ND		1.00		ug/L			03/18/19 21:17	1
Carbon tetrachloride	ND		1.00		ug/L			03/18/19 21:17	1
Chlorobenzene	ND		1.00		ug/L			03/18/19 21:17	1
Chlorodibromomethane	ND		1.00		ug/L			03/18/19 21:17	1
Chloroethane	ND		1.00		ug/L			03/18/19 21:17	1
Chloroform	ND		1.00		ug/L			03/18/19 21:17	1
Chloromethane	ND		1.00		ug/L			03/18/19 21:17	1
cis-1,2-Dichloroethene	ND		1.00		ug/L			03/18/19 21:17	1
cis-1,3-Dichloropropene	ND		1.00		ug/L			03/18/19 21:17	1
Cyclohexane	ND		5.00		ug/L			03/18/19 21:17	1
1,2-Dibromo-3-Chloropropane	ND		10.0		ug/L			03/18/19 21:17	1
1,2-Dibromoethane (EDB)	ND		1.00		ug/L			03/18/19 21:17	1
1,2-Dichlorobenzene	ND		1.00		ug/L			03/18/19 21:17	1
1,3-Dichlorobenzene	ND		1.00		ug/L			03/18/19 21:17	1
1,4-Dichlorobenzene	ND		1.00		ug/L			03/18/19 21:17	1
Dichlorodifluoromethane	ND		1.00		ug/L			03/18/19 21:17	1
1,1-Dichloroethane	ND		1.00		ug/L			03/18/19 21:17	1
1,2-Dichloroethane	ND		1.00		ug/L			03/18/19 21:17	1
1,1-Dichloroethene	ND		1.00		ug/L			03/18/19 21:17	1
1,2-Dichloropropane	ND		1.00		ug/L			03/18/19 21:17	1
Diisopropyl ether	ND		2.00		ug/L			03/18/19 21:17	1
Ethylbenzene	ND		1.00		ug/L			03/18/19 21:17	1
Ethyl tert-butyl ether	ND		1.00		ug/L			03/18/19 21:17	1
Freon 113	ND		1.00		ug/L			03/18/19 21:17	1
2-Hexanone	ND		10.0		ug/L			03/18/19 21:17	1
Isopropylbenzene	ND		1.00		ug/L			03/18/19 21:17	1
Methyl acetate	ND		10.0		ug/L			03/18/19 21:17	1
Methylcyclohexane	ND		5.00		ug/L			03/18/19 21:17	1
Methylene Chloride	ND		5.00		ug/L			03/18/19 21:17	1
4-Methyl-2-pentanone (MIBK)	ND		10.0		ug/L			03/18/19 21:17	1
Methyl tert-butyl ether	2.57		1.00		ug/L			03/18/19 21:17	1
Naphthalene	ND		5.00		ug/L			03/18/19 21:17	1
Styrene	ND		1.00		ug/L			03/18/19 21:17	1
Tert-amyl methyl ether	ND		1.00		ug/L			03/18/19 21:17	1
tert-Butyl alcohol (TBA)	ND		10.0		ug/L			03/18/19 21:17	1
1,1,2,2-Tetrachloroethane	ND		1.00		ug/L			03/18/19 21:17	1
Tetrachloroethene	ND		1.00		ug/L			03/18/19 21:17	1
Toluene	ND		1.00		ug/L			03/18/19 21:17	1
trans-1,2-Dichloroethene	ND		1.00		ug/L			03/18/19 21:17	1
trans-1,3-Dichloropropene	ND		1.00		ug/L			03/18/19 21:17	1
1,2,3-Trichlorobenzene	ND		1.00		ug/L			03/18/19 21:17	1
1,2,4-Trichlorobenzene	ND		1.00		ug/L			03/18/19 21:17	1

TestAmerica Nashville

Client Sample Results

Client: AECOM
Project/Site: 7-11 No 22281 (MD)

TestAmerica Job ID: 490-170344-1
SDG: Fallston, MD

Client Sample ID: MW-6

Lab Sample ID: 490-170344-5

Date Collected: 03/14/19 17:15

Matrix: Water

Date Received: 03/16/19 09:40

Method: 8260B - Volatile Organic Compounds (GC/MS) (Continued)

Analyte	Result	Qualifier	RL	MDL	Unit	D	Prepared	Analyzed	Dil Fac
1,1,1-Trichloroethane	ND		1.00		ug/L			03/18/19 21:17	1
1,1,2-Trichloroethane	ND		1.00		ug/L			03/18/19 21:17	1
Trichloroethene	ND		1.00		ug/L			03/18/19 21:17	1
Trichlorofluoromethane	ND		1.00		ug/L			03/18/19 21:17	1
Vinyl chloride	ND		1.00		ug/L			03/18/19 21:17	1
m,p-Xylene	ND		2.00		ug/L			03/18/19 21:17	1
o-Xylene	ND		1.00		ug/L			03/18/19 21:17	1
Xylenes, Total	ND		3.00		ug/L			03/18/19 21:17	1

Surrogate	%Recovery	Qualifier	Limits	Prepared	Analyzed	Dil Fac
4-Bromofluorobenzene (Surr)	104		70 - 130		03/18/19 21:17	1
Dibromofluoromethane (Surr)	96		70 - 130		03/18/19 21:17	1
1,2-Dichloroethane-d4 (Surr)	87		70 - 130		03/18/19 21:17	1
Toluene-d8 (Surr)	105		70 - 130		03/18/19 21:17	1

Method: 8015B GRO LL - Gasoline Range Organics - (GC)

Analyte	Result	Qualifier	RL	MDL	Unit	D	Prepared	Analyzed	Dil Fac
Gasoline Range Organics [C6 - C10]	ND		20.0		ug/L			03/19/19 21:07	1

Surrogate	%Recovery	Qualifier	Limits	Prepared	Analyzed	Dil Fac
a,a,a-Trifluorotoluene	103		50 - 150		03/19/19 21:07	1

Client Sample Results

Client: AECOM
Project/Site: 7-11 No 22281 (MD)

TestAmerica Job ID: 490-170344-1
SDG: Fallston, MD

Client Sample ID: MW-7
Date Collected: 03/14/19 16:20
Date Received: 03/16/19 09:40

Lab Sample ID: 490-170344-6
Matrix: Water

Method: 8260B - Volatile Organic Compounds (GC/MS)

Analyte	Result	Qualifier	RL	MDL	Unit	D	Prepared	Analyzed	Dil Fac
Acetone	ND		25.0		ug/L			03/18/19 18:34	1
Benzene	ND		1.00		ug/L			03/18/19 18:34	1
Bromochloromethane	ND		1.00		ug/L			03/18/19 18:34	1
Bromodichloromethane	ND		1.00		ug/L			03/18/19 18:34	1
Bromoform	ND		1.00		ug/L			03/18/19 18:34	1
Bromomethane	ND		1.00		ug/L			03/18/19 18:34	1
2-Butanone (MEK)	ND		50.0		ug/L			03/18/19 18:34	1
Carbon disulfide	ND		1.00		ug/L			03/18/19 18:34	1
Carbon tetrachloride	ND		1.00		ug/L			03/18/19 18:34	1
Chlorobenzene	ND		1.00		ug/L			03/18/19 18:34	1
Chlorodibromomethane	ND		1.00		ug/L			03/18/19 18:34	1
Chloroethane	ND		1.00		ug/L			03/18/19 18:34	1
Chloroform	ND		1.00		ug/L			03/18/19 18:34	1
Chloromethane	ND		1.00		ug/L			03/18/19 18:34	1
cis-1,2-Dichloroethene	ND		1.00		ug/L			03/18/19 18:34	1
cis-1,3-Dichloropropene	ND		1.00		ug/L			03/18/19 18:34	1
Cyclohexane	ND		5.00		ug/L			03/18/19 18:34	1
1,2-Dibromo-3-Chloropropane	ND		10.0		ug/L			03/18/19 18:34	1
1,2-Dibromoethane (EDB)	ND		1.00		ug/L			03/18/19 18:34	1
1,2-Dichlorobenzene	ND		1.00		ug/L			03/18/19 18:34	1
1,3-Dichlorobenzene	ND		1.00		ug/L			03/18/19 18:34	1
1,4-Dichlorobenzene	ND		1.00		ug/L			03/18/19 18:34	1
Dichlorodifluoromethane	ND		1.00		ug/L			03/18/19 18:34	1
1,1-Dichloroethane	ND		1.00		ug/L			03/18/19 18:34	1
1,2-Dichloroethane	ND		1.00		ug/L			03/18/19 18:34	1
1,1-Dichloroethene	ND		1.00		ug/L			03/18/19 18:34	1
1,2-Dichloropropane	ND		1.00		ug/L			03/18/19 18:34	1
Diisopropyl ether	ND		2.00		ug/L			03/18/19 18:34	1
Ethylbenzene	ND		1.00		ug/L			03/18/19 18:34	1
Ethyl tert-butyl ether	ND		1.00		ug/L			03/18/19 18:34	1
Freon 113	ND		1.00		ug/L			03/18/19 18:34	1
2-Hexanone	ND		10.0		ug/L			03/18/19 18:34	1
Isopropylbenzene	ND		1.00		ug/L			03/18/19 18:34	1
Methyl acetate	ND		10.0		ug/L			03/18/19 18:34	1
Methylcyclohexane	ND		5.00		ug/L			03/18/19 18:34	1
Methylene Chloride	ND		5.00		ug/L			03/18/19 18:34	1
4-Methyl-2-pentanone (MIBK)	ND		10.0		ug/L			03/18/19 18:34	1
Methyl tert-butyl ether	ND		1.00		ug/L			03/18/19 18:34	1
Naphthalene	ND		5.00		ug/L			03/18/19 18:34	1
Styrene	ND		1.00		ug/L			03/18/19 18:34	1
Tert-amyl methyl ether	ND		1.00		ug/L			03/18/19 18:34	1
tert-Butyl alcohol (TBA)	ND		10.0		ug/L			03/18/19 18:34	1
1,1,2,2-Tetrachloroethane	ND		1.00		ug/L			03/18/19 18:34	1
Tetrachloroethene	ND		1.00		ug/L			03/18/19 18:34	1
Toluene	ND		1.00		ug/L			03/18/19 18:34	1
trans-1,2-Dichloroethene	ND		1.00		ug/L			03/18/19 18:34	1
trans-1,3-Dichloropropene	ND		1.00		ug/L			03/18/19 18:34	1
1,2,3-Trichlorobenzene	ND		1.00		ug/L			03/18/19 18:34	1
1,2,4-Trichlorobenzene	ND		1.00		ug/L			03/18/19 18:34	1

TestAmerica Nashville

Client Sample Results

Client: AECOM
Project/Site: 7-11 No 22281 (MD)

TestAmerica Job ID: 490-170344-1
SDG: Fallston, MD

Client Sample ID: MW-7

Lab Sample ID: 490-170344-6

Date Collected: 03/14/19 16:20

Matrix: Water

Date Received: 03/16/19 09:40

Method: 8260B - Volatile Organic Compounds (GC/MS) (Continued)

Analyte	Result	Qualifier	RL	MDL	Unit	D	Prepared	Analyzed	Dil Fac
1,1,1-Trichloroethane	ND		1.00		ug/L			03/18/19 18:34	1
1,1,2-Trichloroethane	ND		1.00		ug/L			03/18/19 18:34	1
Trichloroethene	ND		1.00		ug/L			03/18/19 18:34	1
Trichlorofluoromethane	ND		1.00		ug/L			03/18/19 18:34	1
Vinyl chloride	ND		1.00		ug/L			03/18/19 18:34	1
m,p-Xylene	ND		2.00		ug/L			03/18/19 18:34	1
o-Xylene	ND		1.00		ug/L			03/18/19 18:34	1
Xylenes, Total	ND		3.00		ug/L			03/18/19 18:34	1
Surrogate	%Recovery	Qualifier	Limits				Prepared	Analyzed	Dil Fac
4-Bromofluorobenzene (Surr)	103		70 - 130					03/18/19 18:34	1
Dibromofluoromethane (Surr)	98		70 - 130					03/18/19 18:34	1
1,2-Dichloroethane-d4 (Surr)	89		70 - 130					03/18/19 18:34	1
Toluene-d8 (Surr)	106		70 - 130					03/18/19 18:34	1

Method: 8015B GRO LL - Gasoline Range Organics - (GC)

Analyte	Result	Qualifier	RL	MDL	Unit	D	Prepared	Analyzed	Dil Fac
Gasoline Range Organics [C6 - C10]	ND		20.0		ug/L			03/19/19 21:42	1
Surrogate	%Recovery	Qualifier	Limits				Prepared	Analyzed	Dil Fac
a,a,a-Trifluorotoluene	102		50 - 150					03/19/19 21:42	1

Client Sample Results

Client: AECOM
Project/Site: 7-11 No 22281 (MD)

TestAmerica Job ID: 490-170344-1
SDG: Fallston, MD

Client Sample ID: MW-8A
Date Collected: 03/14/19 11:10
Date Received: 03/16/19 09:40

Lab Sample ID: 490-170344-7
Matrix: Water

Method: 8260B - Volatile Organic Compounds (GC/MS)

Analyte	Result	Qualifier	RL	MDL	Unit	D	Prepared	Analyzed	Dil Fac
Acetone	ND		25.0		ug/L			03/18/19 21:45	1
Benzene	ND		1.00		ug/L			03/18/19 21:45	1
Bromochloromethane	ND		1.00		ug/L			03/18/19 21:45	1
Bromodichloromethane	ND		1.00		ug/L			03/18/19 21:45	1
Bromoform	ND		1.00		ug/L			03/18/19 21:45	1
Bromomethane	ND		1.00		ug/L			03/18/19 21:45	1
2-Butanone (MEK)	ND		50.0		ug/L			03/18/19 21:45	1
Carbon disulfide	ND		1.00		ug/L			03/18/19 21:45	1
Carbon tetrachloride	ND		1.00		ug/L			03/18/19 21:45	1
Chlorobenzene	ND		1.00		ug/L			03/18/19 21:45	1
Chlorodibromomethane	ND		1.00		ug/L			03/18/19 21:45	1
Chloroethane	ND		1.00		ug/L			03/18/19 21:45	1
Chloroform	ND		1.00		ug/L			03/18/19 21:45	1
Chloromethane	ND		1.00		ug/L			03/18/19 21:45	1
cis-1,2-Dichloroethene	ND		1.00		ug/L			03/18/19 21:45	1
cis-1,3-Dichloropropene	ND		1.00		ug/L			03/18/19 21:45	1
Cyclohexane	ND		5.00		ug/L			03/18/19 21:45	1
1,2-Dibromo-3-Chloropropane	ND		10.0		ug/L			03/18/19 21:45	1
1,2-Dibromoethane (EDB)	ND		1.00		ug/L			03/18/19 21:45	1
1,2-Dichlorobenzene	ND		1.00		ug/L			03/18/19 21:45	1
1,3-Dichlorobenzene	ND		1.00		ug/L			03/18/19 21:45	1
1,4-Dichlorobenzene	ND		1.00		ug/L			03/18/19 21:45	1
Dichlorodifluoromethane	ND		1.00		ug/L			03/18/19 21:45	1
1,1-Dichloroethane	ND		1.00		ug/L			03/18/19 21:45	1
1,2-Dichloroethane	ND		1.00		ug/L			03/18/19 21:45	1
1,1-Dichloroethene	ND		1.00		ug/L			03/18/19 21:45	1
1,2-Dichloropropane	ND		1.00		ug/L			03/18/19 21:45	1
Diisopropyl ether	ND		2.00		ug/L			03/18/19 21:45	1
Ethylbenzene	ND		1.00		ug/L			03/18/19 21:45	1
Ethyl tert-butyl ether	ND		1.00		ug/L			03/18/19 21:45	1
Freon 113	ND		1.00		ug/L			03/18/19 21:45	1
2-Hexanone	ND		10.0		ug/L			03/18/19 21:45	1
Isopropylbenzene	ND		1.00		ug/L			03/18/19 21:45	1
Methyl acetate	ND		10.0		ug/L			03/18/19 21:45	1
Methylcyclohexane	ND		5.00		ug/L			03/18/19 21:45	1
Methylene Chloride	ND		5.00		ug/L			03/18/19 21:45	1
4-Methyl-2-pentanone (MIBK)	ND		10.0		ug/L			03/18/19 21:45	1
Methyl tert-butyl ether	2.69		1.00		ug/L			03/18/19 21:45	1
Naphthalene	ND		5.00		ug/L			03/18/19 21:45	1
Styrene	ND		1.00		ug/L			03/18/19 21:45	1
Tert-amyl methyl ether	ND		1.00		ug/L			03/18/19 21:45	1
tert-Butyl alcohol (TBA)	ND		10.0		ug/L			03/18/19 21:45	1
1,1,2,2-Tetrachloroethane	ND		1.00		ug/L			03/18/19 21:45	1
Tetrachloroethene	ND		1.00		ug/L			03/18/19 21:45	1
Toluene	ND		1.00		ug/L			03/18/19 21:45	1
trans-1,2-Dichloroethene	ND		1.00		ug/L			03/18/19 21:45	1
trans-1,3-Dichloropropene	ND		1.00		ug/L			03/18/19 21:45	1
1,2,3-Trichlorobenzene	ND		1.00		ug/L			03/18/19 21:45	1
1,2,4-Trichlorobenzene	ND		1.00		ug/L			03/18/19 21:45	1

TestAmerica Nashville

Client Sample Results

Client: AECOM
Project/Site: 7-11 No 22281 (MD)

TestAmerica Job ID: 490-170344-1
SDG: Fallston, MD

Client Sample ID: MW-8A
Date Collected: 03/14/19 11:10
Date Received: 03/16/19 09:40

Lab Sample ID: 490-170344-7
Matrix: Water

Method: 8260B - Volatile Organic Compounds (GC/MS) (Continued)

Analyte	Result	Qualifier	RL	MDL	Unit	D	Prepared	Analyzed	Dil Fac
1,1,1-Trichloroethane	ND		1.00		ug/L			03/18/19 21:45	1
1,1,2-Trichloroethane	ND		1.00		ug/L			03/18/19 21:45	1
Trichloroethene	ND		1.00		ug/L			03/18/19 21:45	1
Trichlorofluoromethane	ND		1.00		ug/L			03/18/19 21:45	1
Vinyl chloride	ND		1.00		ug/L			03/18/19 21:45	1
m,p-Xylene	ND		2.00		ug/L			03/18/19 21:45	1
o-Xylene	ND		1.00		ug/L			03/18/19 21:45	1
Xylenes, Total	ND		3.00		ug/L			03/18/19 21:45	1
Surrogate	%Recovery	Qualifier	Limits				Prepared	Analyzed	Dil Fac
4-Bromofluorobenzene (Surr)	102		70 - 130					03/18/19 21:45	1
Dibromofluoromethane (Surr)	95		70 - 130					03/18/19 21:45	1
1,2-Dichloroethane-d4 (Surr)	88		70 - 130					03/18/19 21:45	1
Toluene-d8 (Surr)	104		70 - 130					03/18/19 21:45	1

Method: 8015B GRO LL - Gasoline Range Organics - (GC)

Analyte	Result	Qualifier	RL	MDL	Unit	D	Prepared	Analyzed	Dil Fac
Gasoline Range Organics [C6 - C10]	ND		20.0		ug/L			03/19/19 22:17	1
Surrogate	%Recovery	Qualifier	Limits				Prepared	Analyzed	Dil Fac
a,a,a-Trifluorotoluene	103		50 - 150					03/19/19 22:17	1

Client Sample Results

Client: AECOM
Project/Site: 7-11 No 22281 (MD)

TestAmerica Job ID: 490-170344-1
SDG: Fallston, MD

Client Sample ID: MW-8B
Date Collected: 03/14/19 12:15
Date Received: 03/16/19 09:40

Lab Sample ID: 490-170344-8
Matrix: Water

Method: 8260B - Volatile Organic Compounds (GC/MS)

Analyte	Result	Qualifier	RL	MDL	Unit	D	Prepared	Analyzed	Dil Fac
Acetone	ND		25.0		ug/L			03/18/19 16:17	1
Benzene	ND		1.00		ug/L			03/18/19 16:17	1
Bromochloromethane	ND		1.00		ug/L			03/18/19 16:17	1
Bromodichloromethane	ND		1.00		ug/L			03/18/19 16:17	1
Bromoform	ND		1.00		ug/L			03/18/19 16:17	1
Bromomethane	ND		1.00		ug/L			03/18/19 16:17	1
2-Butanone (MEK)	ND		50.0		ug/L			03/18/19 16:17	1
Carbon disulfide	ND		1.00		ug/L			03/18/19 16:17	1
Carbon tetrachloride	ND		1.00		ug/L			03/18/19 16:17	1
Chlorobenzene	ND		1.00		ug/L			03/18/19 16:17	1
Chlorodibromomethane	ND		1.00		ug/L			03/18/19 16:17	1
Chloroethane	ND		1.00		ug/L			03/18/19 16:17	1
Chloroform	ND		1.00		ug/L			03/18/19 16:17	1
Chloromethane	ND		1.00		ug/L			03/18/19 16:17	1
cis-1,2-Dichloroethene	ND		1.00		ug/L			03/18/19 16:17	1
cis-1,3-Dichloropropene	ND		1.00		ug/L			03/18/19 16:17	1
Cyclohexane	ND		5.00		ug/L			03/18/19 16:17	1
1,2-Dibromo-3-Chloropropane	ND		10.0		ug/L			03/18/19 16:17	1
1,2-Dibromoethane (EDB)	ND		1.00		ug/L			03/18/19 16:17	1
1,2-Dichlorobenzene	ND		1.00		ug/L			03/18/19 16:17	1
1,3-Dichlorobenzene	ND		1.00		ug/L			03/18/19 16:17	1
1,4-Dichlorobenzene	ND		1.00		ug/L			03/18/19 16:17	1
Dichlorodifluoromethane	ND		1.00		ug/L			03/18/19 16:17	1
1,1-Dichloroethane	ND		1.00		ug/L			03/18/19 16:17	1
1,2-Dichloroethane	ND		1.00		ug/L			03/18/19 16:17	1
1,1-Dichloroethene	ND		1.00		ug/L			03/18/19 16:17	1
1,2-Dichloropropane	ND		1.00		ug/L			03/18/19 16:17	1
Diisopropyl ether	ND		2.00		ug/L			03/18/19 16:17	1
Ethylbenzene	ND		1.00		ug/L			03/18/19 16:17	1
Ethyl tert-butyl ether	ND		1.00		ug/L			03/18/19 16:17	1
Freon 113	ND		1.00		ug/L			03/18/19 16:17	1
2-Hexanone	ND		10.0		ug/L			03/18/19 16:17	1
Isopropylbenzene	ND		1.00		ug/L			03/18/19 16:17	1
Methyl acetate	ND		10.0		ug/L			03/18/19 16:17	1
Methylcyclohexane	ND		5.00		ug/L			03/18/19 16:17	1
Methylene Chloride	ND		5.00		ug/L			03/18/19 16:17	1
4-Methyl-2-pentanone (MIBK)	ND		10.0		ug/L			03/18/19 16:17	1
Methyl tert-butyl ether	ND		1.00		ug/L			03/18/19 16:17	1
Naphthalene	ND		5.00		ug/L			03/18/19 16:17	1
Styrene	ND		1.00		ug/L			03/18/19 16:17	1
Tert-amyl methyl ether	ND		1.00		ug/L			03/18/19 16:17	1
tert-Butyl alcohol (TBA)	ND		10.0		ug/L			03/18/19 16:17	1
1,1,2,2-Tetrachloroethane	ND		1.00		ug/L			03/18/19 16:17	1
Tetrachloroethene	ND		1.00		ug/L			03/18/19 16:17	1
Toluene	ND		1.00		ug/L			03/18/19 16:17	1
trans-1,2-Dichloroethene	ND		1.00		ug/L			03/18/19 16:17	1
trans-1,3-Dichloropropene	ND		1.00		ug/L			03/18/19 16:17	1
1,2,3-Trichlorobenzene	ND		1.00		ug/L			03/18/19 16:17	1
1,2,4-Trichlorobenzene	ND		1.00		ug/L			03/18/19 16:17	1

Client Sample Results

Client: AECOM
Project/Site: 7-11 No 22281 (MD)

TestAmerica Job ID: 490-170344-1
SDG: Fallston, MD

Client Sample ID: MW-8B
Date Collected: 03/14/19 12:15
Date Received: 03/16/19 09:40

Lab Sample ID: 490-170344-8
Matrix: Water

Method: 8260B - Volatile Organic Compounds (GC/MS) (Continued)

Analyte	Result	Qualifier	RL	MDL	Unit	D	Prepared	Analyzed	Dil Fac
1,1,1-Trichloroethane	ND		1.00		ug/L			03/18/19 16:17	1
1,1,2-Trichloroethane	ND		1.00		ug/L			03/18/19 16:17	1
Trichloroethene	ND		1.00		ug/L			03/18/19 16:17	1
Trichlorofluoromethane	ND		1.00		ug/L			03/18/19 16:17	1
Vinyl chloride	ND		1.00		ug/L			03/18/19 16:17	1
m,p-Xylene	ND		2.00		ug/L			03/18/19 16:17	1
o-Xylene	ND		1.00		ug/L			03/18/19 16:17	1
Xylenes, Total	ND		3.00		ug/L			03/18/19 16:17	1
Surrogate	%Recovery	Qualifier	Limits				Prepared	Analyzed	Dil Fac
4-Bromofluorobenzene (Surr)	104		70 - 130					03/18/19 16:17	1
Dibromofluoromethane (Surr)	94		70 - 130					03/18/19 16:17	1
1,2-Dichloroethane-d4 (Surr)	85		70 - 130					03/18/19 16:17	1
Toluene-d8 (Surr)	104		70 - 130					03/18/19 16:17	1

Method: 8015B GRO LL - Gasoline Range Organics - (GC)

Analyte	Result	Qualifier	RL	MDL	Unit	D	Prepared	Analyzed	Dil Fac
Gasoline Range Organics [C6 - C10]	ND		20.0		ug/L			03/19/19 22:52	1
Surrogate	%Recovery	Qualifier	Limits				Prepared	Analyzed	Dil Fac
a,a,a-Trifluorotoluene	101		50 - 150					03/19/19 22:52	1

Client Sample Results

Client: AECOM
Project/Site: 7-11 No 22281 (MD)

TestAmerica Job ID: 490-170344-1
SDG: Fallston, MD

Client Sample ID: MW-8C
Date Collected: 03/14/19 13:40
Date Received: 03/16/19 09:40

Lab Sample ID: 490-170344-9
Matrix: Water

Method: 8260B - Volatile Organic Compounds (GC/MS)

Analyte	Result	Qualifier	RL	MDL	Unit	D	Prepared	Analyzed	Dil Fac
Acetone	ND		25.0		ug/L			03/18/19 16:45	1
Benzene	ND		1.00		ug/L			03/18/19 16:45	1
Bromochloromethane	ND		1.00		ug/L			03/18/19 16:45	1
Bromodichloromethane	ND		1.00		ug/L			03/18/19 16:45	1
Bromoform	ND		1.00		ug/L			03/18/19 16:45	1
Bromomethane	ND		1.00		ug/L			03/18/19 16:45	1
2-Butanone (MEK)	ND		50.0		ug/L			03/18/19 16:45	1
Carbon disulfide	ND		1.00		ug/L			03/18/19 16:45	1
Carbon tetrachloride	ND		1.00		ug/L			03/18/19 16:45	1
Chlorobenzene	ND		1.00		ug/L			03/18/19 16:45	1
Chlorodibromomethane	ND		1.00		ug/L			03/18/19 16:45	1
Chloroethane	ND		1.00		ug/L			03/18/19 16:45	1
Chloroform	ND		1.00		ug/L			03/18/19 16:45	1
Chloromethane	ND		1.00		ug/L			03/18/19 16:45	1
cis-1,2-Dichloroethene	ND		1.00		ug/L			03/18/19 16:45	1
cis-1,3-Dichloropropene	ND		1.00		ug/L			03/18/19 16:45	1
Cyclohexane	ND		5.00		ug/L			03/18/19 16:45	1
1,2-Dibromo-3-Chloropropane	ND		10.0		ug/L			03/18/19 16:45	1
1,2-Dibromoethane (EDB)	ND		1.00		ug/L			03/18/19 16:45	1
1,2-Dichlorobenzene	ND		1.00		ug/L			03/18/19 16:45	1
1,3-Dichlorobenzene	ND		1.00		ug/L			03/18/19 16:45	1
1,4-Dichlorobenzene	ND		1.00		ug/L			03/18/19 16:45	1
Dichlorodifluoromethane	ND		1.00		ug/L			03/18/19 16:45	1
1,1-Dichloroethane	ND		1.00		ug/L			03/18/19 16:45	1
1,2-Dichloroethane	ND		1.00		ug/L			03/18/19 16:45	1
1,1-Dichloroethene	ND		1.00		ug/L			03/18/19 16:45	1
1,2-Dichloropropane	ND		1.00		ug/L			03/18/19 16:45	1
Diisopropyl ether	ND		2.00		ug/L			03/18/19 16:45	1
Ethylbenzene	ND		1.00		ug/L			03/18/19 16:45	1
Ethyl tert-butyl ether	ND		1.00		ug/L			03/18/19 16:45	1
Freon 113	ND		1.00		ug/L			03/18/19 16:45	1
2-Hexanone	ND		10.0		ug/L			03/18/19 16:45	1
Isopropylbenzene	ND		1.00		ug/L			03/18/19 16:45	1
Methyl acetate	ND		10.0		ug/L			03/18/19 16:45	1
Methylcyclohexane	ND		5.00		ug/L			03/18/19 16:45	1
Methylene Chloride	ND		5.00		ug/L			03/18/19 16:45	1
4-Methyl-2-pentanone (MIBK)	ND		10.0		ug/L			03/18/19 16:45	1
Methyl tert-butyl ether	ND		1.00		ug/L			03/18/19 16:45	1
Naphthalene	ND		5.00		ug/L			03/18/19 16:45	1
Styrene	ND		1.00		ug/L			03/18/19 16:45	1
Tert-amyl methyl ether	ND		1.00		ug/L			03/18/19 16:45	1
tert-Butyl alcohol (TBA)	ND		10.0		ug/L			03/18/19 16:45	1
1,1,2,2-Tetrachloroethane	ND		1.00		ug/L			03/18/19 16:45	1
Tetrachloroethene	ND		1.00		ug/L			03/18/19 16:45	1
Toluene	ND		1.00		ug/L			03/18/19 16:45	1
trans-1,2-Dichloroethene	ND		1.00		ug/L			03/18/19 16:45	1
trans-1,3-Dichloropropene	ND		1.00		ug/L			03/18/19 16:45	1
1,2,3-Trichlorobenzene	ND		1.00		ug/L			03/18/19 16:45	1
1,2,4-Trichlorobenzene	ND		1.00		ug/L			03/18/19 16:45	1

TestAmerica Nashville

Client Sample Results

Client: AECOM
Project/Site: 7-11 No 22281 (MD)

TestAmerica Job ID: 490-170344-1
SDG: Fallston, MD

Client Sample ID: MW-8C
Date Collected: 03/14/19 13:40
Date Received: 03/16/19 09:40

Lab Sample ID: 490-170344-9
Matrix: Water

Method: 8260B - Volatile Organic Compounds (GC/MS) (Continued)

Analyte	Result	Qualifier	RL	MDL	Unit	D	Prepared	Analyzed	Dil Fac
1,1,1-Trichloroethane	ND		1.00		ug/L			03/18/19 16:45	1
1,1,2-Trichloroethane	ND		1.00		ug/L			03/18/19 16:45	1
Trichloroethene	ND		1.00		ug/L			03/18/19 16:45	1
Trichlorofluoromethane	ND		1.00		ug/L			03/18/19 16:45	1
Vinyl chloride	ND		1.00		ug/L			03/18/19 16:45	1
m,p-Xylene	ND		2.00		ug/L			03/18/19 16:45	1
o-Xylene	ND		1.00		ug/L			03/18/19 16:45	1
Xylenes, Total	ND		3.00		ug/L			03/18/19 16:45	1
Surrogate	%Recovery	Qualifier	Limits				Prepared	Analyzed	Dil Fac
4-Bromofluorobenzene (Surr)	104		70 - 130					03/18/19 16:45	1
Dibromofluoromethane (Surr)	93		70 - 130					03/18/19 16:45	1
1,2-Dichloroethane-d4 (Surr)	88		70 - 130					03/18/19 16:45	1
Toluene-d8 (Surr)	104		70 - 130					03/18/19 16:45	1

Method: 8015B GRO LL - Gasoline Range Organics - (GC)

Analyte	Result	Qualifier	RL	MDL	Unit	D	Prepared	Analyzed	Dil Fac
Gasoline Range Organics [C6 - C10]	ND		20.0		ug/L			03/19/19 23:26	1
Surrogate	%Recovery	Qualifier	Limits				Prepared	Analyzed	Dil Fac
a,a,a-Trifluorotoluene	101		50 - 150					03/19/19 23:26	1

Client Sample Results

Client: AECOM
Project/Site: 7-11 No 22281 (MD)

TestAmerica Job ID: 490-170344-1
SDG: Fallston, MD

Client Sample ID: MW-9
Date Collected: 03/14/19 16:55
Date Received: 03/16/19 09:40

Lab Sample ID: 490-170344-10
Matrix: Water

Method: 8260B - Volatile Organic Compounds (GC/MS)

Analyte	Result	Qualifier	RL	MDL	Unit	D	Prepared	Analyzed	Dil Fac
Acetone	ND		25.0		ug/L			03/18/19 17:12	1
Benzene	ND		1.00		ug/L			03/18/19 17:12	1
Bromochloromethane	ND		1.00		ug/L			03/18/19 17:12	1
Bromodichloromethane	ND		1.00		ug/L			03/18/19 17:12	1
Bromoform	ND		1.00		ug/L			03/18/19 17:12	1
Bromomethane	ND		1.00		ug/L			03/18/19 17:12	1
2-Butanone (MEK)	ND		50.0		ug/L			03/18/19 17:12	1
Carbon disulfide	ND		1.00		ug/L			03/18/19 17:12	1
Carbon tetrachloride	ND		1.00		ug/L			03/18/19 17:12	1
Chlorobenzene	ND		1.00		ug/L			03/18/19 17:12	1
Chlorodibromomethane	ND		1.00		ug/L			03/18/19 17:12	1
Chloroethane	ND		1.00		ug/L			03/18/19 17:12	1
Chloroform	ND		1.00		ug/L			03/18/19 17:12	1
Chloromethane	ND		1.00		ug/L			03/18/19 17:12	1
cis-1,2-Dichloroethene	ND		1.00		ug/L			03/18/19 17:12	1
cis-1,3-Dichloropropene	ND		1.00		ug/L			03/18/19 17:12	1
Cyclohexane	ND		5.00		ug/L			03/18/19 17:12	1
1,2-Dibromo-3-Chloropropane	ND		10.0		ug/L			03/18/19 17:12	1
1,2-Dibromoethane (EDB)	ND		1.00		ug/L			03/18/19 17:12	1
1,2-Dichlorobenzene	ND		1.00		ug/L			03/18/19 17:12	1
1,3-Dichlorobenzene	ND		1.00		ug/L			03/18/19 17:12	1
1,4-Dichlorobenzene	ND		1.00		ug/L			03/18/19 17:12	1
Dichlorodifluoromethane	ND		1.00		ug/L			03/18/19 17:12	1
1,1-Dichloroethane	ND		1.00		ug/L			03/18/19 17:12	1
1,2-Dichloroethane	ND		1.00		ug/L			03/18/19 17:12	1
1,1-Dichloroethene	ND		1.00		ug/L			03/18/19 17:12	1
1,2-Dichloropropane	ND		1.00		ug/L			03/18/19 17:12	1
Diisopropyl ether	ND		2.00		ug/L			03/18/19 17:12	1
Ethylbenzene	ND		1.00		ug/L			03/18/19 17:12	1
Ethyl tert-butyl ether	ND		1.00		ug/L			03/18/19 17:12	1
Freon 113	ND		1.00		ug/L			03/18/19 17:12	1
2-Hexanone	ND		10.0		ug/L			03/18/19 17:12	1
Isopropylbenzene	ND		1.00		ug/L			03/18/19 17:12	1
Methyl acetate	ND		10.0		ug/L			03/18/19 17:12	1
Methylcyclohexane	ND		5.00		ug/L			03/18/19 17:12	1
Methylene Chloride	ND		5.00		ug/L			03/18/19 17:12	1
4-Methyl-2-pentanone (MIBK)	ND		10.0		ug/L			03/18/19 17:12	1
Methyl tert-butyl ether	14.5		1.00		ug/L			03/18/19 17:12	1
Naphthalene	ND		5.00		ug/L			03/18/19 17:12	1
Styrene	ND		1.00		ug/L			03/18/19 17:12	1
Tert-amyl methyl ether	ND		1.00		ug/L			03/18/19 17:12	1
tert-Butyl alcohol (TBA)	ND		10.0		ug/L			03/18/19 17:12	1
1,1,2,2-Tetrachloroethane	ND		1.00		ug/L			03/18/19 17:12	1
Tetrachloroethene	14.4		1.00		ug/L			03/18/19 17:12	1
Toluene	ND		1.00		ug/L			03/18/19 17:12	1
trans-1,2-Dichloroethene	ND		1.00		ug/L			03/18/19 17:12	1
trans-1,3-Dichloropropene	ND		1.00		ug/L			03/18/19 17:12	1
1,2,3-Trichlorobenzene	ND		1.00		ug/L			03/18/19 17:12	1
1,2,4-Trichlorobenzene	ND		1.00		ug/L			03/18/19 17:12	1

TestAmerica Nashville

Client Sample Results

Client: AECOM
Project/Site: 7-11 No 22281 (MD)

TestAmerica Job ID: 490-170344-1
SDG: Fallston, MD

Client Sample ID: MW-9

Lab Sample ID: 490-170344-10

Date Collected: 03/14/19 16:55

Matrix: Water

Date Received: 03/16/19 09:40

Method: 8260B - Volatile Organic Compounds (GC/MS) (Continued)

Analyte	Result	Qualifier	RL	MDL	Unit	D	Prepared	Analyzed	Dil Fac
1,1,1-Trichloroethane	ND		1.00		ug/L			03/18/19 17:12	1
1,1,2-Trichloroethane	ND		1.00		ug/L			03/18/19 17:12	1
Trichloroethene	ND		1.00		ug/L			03/18/19 17:12	1
Trichlorofluoromethane	ND		1.00		ug/L			03/18/19 17:12	1
Vinyl chloride	ND		1.00		ug/L			03/18/19 17:12	1
m,p-Xylene	ND		2.00		ug/L			03/18/19 17:12	1
o-Xylene	ND		1.00		ug/L			03/18/19 17:12	1
Xylenes, Total	ND		3.00		ug/L			03/18/19 17:12	1
Surrogate	%Recovery	Qualifier	Limits				Prepared	Analyzed	Dil Fac
4-Bromofluorobenzene (Surr)	106		70 - 130					03/18/19 17:12	1
Dibromofluoromethane (Surr)	94		70 - 130					03/18/19 17:12	1
1,2-Dichloroethane-d4 (Surr)	85		70 - 130					03/18/19 17:12	1
Toluene-d8 (Surr)	104		70 - 130					03/18/19 17:12	1

Method: 8015B GRO LL - Gasoline Range Organics - (GC)

Analyte	Result	Qualifier	RL	MDL	Unit	D	Prepared	Analyzed	Dil Fac
Gasoline Range Organics [C6 - C10]	34.2		20.0		ug/L			03/20/19 00:01	1
Surrogate	%Recovery	Qualifier	Limits				Prepared	Analyzed	Dil Fac
a,a,a-Trifluorotoluene	102		50 - 150					03/20/19 00:01	1

Client Sample Results

Client: AECOM
Project/Site: 7-11 No 22281 (MD)

TestAmerica Job ID: 490-170344-1
SDG: Fallston, MD

Client Sample ID: MW-10

Lab Sample ID: 490-170344-11

Date Collected: 03/14/19 17:20

Matrix: Water

Date Received: 03/16/19 09:40

Method: 8260B - Volatile Organic Compounds (GC/MS)

Analyte	Result	Qualifier	RL	MDL	Unit	D	Prepared	Analyzed	Dil Fac
Acetone	ND		25.0		ug/L			03/18/19 19:55	1
Benzene	ND		1.00		ug/L			03/18/19 19:55	1
Bromochloromethane	ND		1.00		ug/L			03/18/19 19:55	1
Bromodichloromethane	ND		1.00		ug/L			03/18/19 19:55	1
Bromoform	ND		1.00		ug/L			03/18/19 19:55	1
Bromomethane	ND		1.00		ug/L			03/18/19 19:55	1
2-Butanone (MEK)	ND		50.0		ug/L			03/18/19 19:55	1
Carbon disulfide	ND		1.00		ug/L			03/18/19 19:55	1
Carbon tetrachloride	ND		1.00		ug/L			03/18/19 19:55	1
Chlorobenzene	ND		1.00		ug/L			03/18/19 19:55	1
Chlorodibromomethane	ND		1.00		ug/L			03/18/19 19:55	1
Chloroethane	ND		1.00		ug/L			03/18/19 19:55	1
Chloroform	1.95		1.00		ug/L			03/18/19 19:55	1
Chloromethane	ND		1.00		ug/L			03/18/19 19:55	1
cis-1,2-Dichloroethene	ND		1.00		ug/L			03/18/19 19:55	1
cis-1,3-Dichloropropene	ND		1.00		ug/L			03/18/19 19:55	1
Cyclohexane	ND		5.00		ug/L			03/18/19 19:55	1
1,2-Dibromo-3-Chloropropane	ND		10.0		ug/L			03/18/19 19:55	1
1,2-Dibromoethane (EDB)	ND		1.00		ug/L			03/18/19 19:55	1
1,2-Dichlorobenzene	ND		1.00		ug/L			03/18/19 19:55	1
1,3-Dichlorobenzene	ND		1.00		ug/L			03/18/19 19:55	1
1,4-Dichlorobenzene	ND		1.00		ug/L			03/18/19 19:55	1
Dichlorodifluoromethane	ND		1.00		ug/L			03/18/19 19:55	1
1,1-Dichloroethane	ND		1.00		ug/L			03/18/19 19:55	1
1,2-Dichloroethane	ND		1.00		ug/L			03/18/19 19:55	1
1,1-Dichloroethene	ND		1.00		ug/L			03/18/19 19:55	1
1,2-Dichloropropane	ND		1.00		ug/L			03/18/19 19:55	1
Diisopropyl ether	ND		2.00		ug/L			03/18/19 19:55	1
Ethylbenzene	ND		1.00		ug/L			03/18/19 19:55	1
Ethyl tert-butyl ether	ND		1.00		ug/L			03/18/19 19:55	1
Freon 113	ND		1.00		ug/L			03/18/19 19:55	1
2-Hexanone	ND		10.0		ug/L			03/18/19 19:55	1
Isopropylbenzene	ND		1.00		ug/L			03/18/19 19:55	1
Methyl acetate	ND		10.0		ug/L			03/18/19 19:55	1
Methylcyclohexane	ND		5.00		ug/L			03/18/19 19:55	1
Methylene Chloride	ND		5.00		ug/L			03/18/19 19:55	1
4-Methyl-2-pentanone (MIBK)	ND		10.0		ug/L			03/18/19 19:55	1
Methyl tert-butyl ether	16.4		1.00		ug/L			03/18/19 19:55	1
Naphthalene	ND		5.00		ug/L			03/18/19 19:55	1
Styrene	ND		1.00		ug/L			03/18/19 19:55	1
Tert-amyl methyl ether	ND		1.00		ug/L			03/18/19 19:55	1
tert-Butyl alcohol (TBA)	ND		10.0		ug/L			03/18/19 19:55	1
1,1,2,2-Tetrachloroethane	ND		1.00		ug/L			03/18/19 19:55	1
Tetrachloroethene	13.2		1.00		ug/L			03/18/19 19:55	1
Toluene	ND		1.00		ug/L			03/18/19 19:55	1
trans-1,2-Dichloroethene	ND		1.00		ug/L			03/18/19 19:55	1
trans-1,3-Dichloropropene	ND		1.00		ug/L			03/18/19 19:55	1
1,2,3-Trichlorobenzene	ND		1.00		ug/L			03/18/19 19:55	1
1,2,4-Trichlorobenzene	ND		1.00		ug/L			03/18/19 19:55	1

TestAmerica Nashville

Client Sample Results

Client: AECOM
Project/Site: 7-11 No 22281 (MD)

TestAmerica Job ID: 490-170344-1
SDG: Fallston, MD

Client Sample ID: MW-10

Lab Sample ID: 490-170344-11

Date Collected: 03/14/19 17:20

Matrix: Water

Date Received: 03/16/19 09:40

Method: 8260B - Volatile Organic Compounds (GC/MS) (Continued)

Analyte	Result	Qualifier	RL	MDL	Unit	D	Prepared	Analyzed	Dil Fac
1,1,1-Trichloroethane	ND		1.00		ug/L			03/18/19 19:55	1
1,1,2-Trichloroethane	ND		1.00		ug/L			03/18/19 19:55	1
Trichloroethene	ND		1.00		ug/L			03/18/19 19:55	1
Trichlorofluoromethane	ND		1.00		ug/L			03/18/19 19:55	1
Vinyl chloride	ND		1.00		ug/L			03/18/19 19:55	1
m,p-Xylene	ND		2.00		ug/L			03/18/19 19:55	1
o-Xylene	ND		1.00		ug/L			03/18/19 19:55	1
Xylenes, Total	ND		3.00		ug/L			03/18/19 19:55	1

Surrogate	%Recovery	Qualifier	Limits	Prepared	Analyzed	Dil Fac
4-Bromofluorobenzene (Surr)	105		70 - 130		03/18/19 19:55	1
Dibromofluoromethane (Surr)	95		70 - 130		03/18/19 19:55	1
1,2-Dichloroethane-d4 (Surr)	85		70 - 130		03/18/19 19:55	1
Toluene-d8 (Surr)	106		70 - 130		03/18/19 19:55	1

Method: 8015B GRO LL - Gasoline Range Organics - (GC)

Analyte	Result	Qualifier	RL	MDL	Unit	D	Prepared	Analyzed	Dil Fac
Gasoline Range Organics [C6 - C10]	25.7		20.0		ug/L			03/20/19 00:36	1

Surrogate	%Recovery	Qualifier	Limits	Prepared	Analyzed	Dil Fac
a,a,a-Trifluorotoluene	101		50 - 150		03/20/19 00:36	1

Client Sample Results

Client: AECOM
Project/Site: 7-11 No 22281 (MD)

TestAmerica Job ID: 490-170344-1
SDG: Fallston, MD

Client Sample ID: MW-11

Lab Sample ID: 490-170344-12

Date Collected: 03/14/19 14:40

Matrix: Water

Date Received: 03/16/19 09:40

Method: 8260B - Volatile Organic Compounds (GC/MS)

Analyte	Result	Qualifier	RL	MDL	Unit	D	Prepared	Analyzed	Dil Fac
Acetone	ND		25.0		ug/L			03/18/19 20:23	1
Benzene	ND		1.00		ug/L			03/18/19 20:23	1
Bromochloromethane	ND		1.00		ug/L			03/18/19 20:23	1
Bromodichloromethane	ND		1.00		ug/L			03/18/19 20:23	1
Bromoform	ND		1.00		ug/L			03/18/19 20:23	1
Bromomethane	ND		1.00		ug/L			03/18/19 20:23	1
2-Butanone (MEK)	ND		50.0		ug/L			03/18/19 20:23	1
Carbon disulfide	ND		1.00		ug/L			03/18/19 20:23	1
Carbon tetrachloride	ND		1.00		ug/L			03/18/19 20:23	1
Chlorobenzene	ND		1.00		ug/L			03/18/19 20:23	1
Chlorodibromomethane	ND		1.00		ug/L			03/18/19 20:23	1
Chloroethane	ND		1.00		ug/L			03/18/19 20:23	1
Chloroform	2.14		1.00		ug/L			03/18/19 20:23	1
Chloromethane	ND		1.00		ug/L			03/18/19 20:23	1
cis-1,2-Dichloroethene	ND		1.00		ug/L			03/18/19 20:23	1
cis-1,3-Dichloropropene	ND		1.00		ug/L			03/18/19 20:23	1
Cyclohexane	ND		5.00		ug/L			03/18/19 20:23	1
1,2-Dibromo-3-Chloropropane	ND		10.0		ug/L			03/18/19 20:23	1
1,2-Dibromoethane (EDB)	ND		1.00		ug/L			03/18/19 20:23	1
1,2-Dichlorobenzene	ND		1.00		ug/L			03/18/19 20:23	1
1,3-Dichlorobenzene	ND		1.00		ug/L			03/18/19 20:23	1
1,4-Dichlorobenzene	ND		1.00		ug/L			03/18/19 20:23	1
Dichlorodifluoromethane	ND		1.00		ug/L			03/18/19 20:23	1
1,1-Dichloroethane	ND		1.00		ug/L			03/18/19 20:23	1
1,2-Dichloroethane	ND		1.00		ug/L			03/18/19 20:23	1
1,1-Dichloroethene	ND		1.00		ug/L			03/18/19 20:23	1
1,2-Dichloropropane	ND		1.00		ug/L			03/18/19 20:23	1
Diisopropyl ether	ND		2.00		ug/L			03/18/19 20:23	1
Ethylbenzene	ND		1.00		ug/L			03/18/19 20:23	1
Ethyl tert-butyl ether	ND		1.00		ug/L			03/18/19 20:23	1
Freon 113	ND		1.00		ug/L			03/18/19 20:23	1
2-Hexanone	ND		10.0		ug/L			03/18/19 20:23	1
Isopropylbenzene	ND		1.00		ug/L			03/18/19 20:23	1
Methyl acetate	ND		10.0		ug/L			03/18/19 20:23	1
Methylcyclohexane	ND		5.00		ug/L			03/18/19 20:23	1
Methylene Chloride	ND		5.00		ug/L			03/18/19 20:23	1
4-Methyl-2-pentanone (MIBK)	ND		10.0		ug/L			03/18/19 20:23	1
Methyl tert-butyl ether	1.09		1.00		ug/L			03/18/19 20:23	1
Naphthalene	ND		5.00		ug/L			03/18/19 20:23	1
Styrene	ND		1.00		ug/L			03/18/19 20:23	1
Tert-amyl methyl ether	ND		1.00		ug/L			03/18/19 20:23	1
tert-Butyl alcohol (TBA)	ND		10.0		ug/L			03/18/19 20:23	1
1,1,2,2-Tetrachloroethane	ND		1.00		ug/L			03/18/19 20:23	1
Tetrachloroethene	ND		1.00		ug/L			03/18/19 20:23	1
Toluene	ND		1.00		ug/L			03/18/19 20:23	1
trans-1,2-Dichloroethene	ND		1.00		ug/L			03/18/19 20:23	1
trans-1,3-Dichloropropene	ND		1.00		ug/L			03/18/19 20:23	1
1,2,3-Trichlorobenzene	ND		1.00		ug/L			03/18/19 20:23	1
1,2,4-Trichlorobenzene	ND		1.00		ug/L			03/18/19 20:23	1

TestAmerica Nashville

Client Sample Results

Client: AECOM
Project/Site: 7-11 No 22281 (MD)

TestAmerica Job ID: 490-170344-1
SDG: Fallston, MD

Client Sample ID: MW-11

Lab Sample ID: 490-170344-12

Date Collected: 03/14/19 14:40

Matrix: Water

Date Received: 03/16/19 09:40

Method: 8260B - Volatile Organic Compounds (GC/MS) (Continued)

Analyte	Result	Qualifier	RL	MDL	Unit	D	Prepared	Analyzed	Dil Fac
1,1,1-Trichloroethane	ND		1.00		ug/L			03/18/19 20:23	1
1,1,2-Trichloroethane	ND		1.00		ug/L			03/18/19 20:23	1
Trichloroethene	ND		1.00		ug/L			03/18/19 20:23	1
Trichlorofluoromethane	ND		1.00		ug/L			03/18/19 20:23	1
Vinyl chloride	ND		1.00		ug/L			03/18/19 20:23	1
m,p-Xylene	ND		2.00		ug/L			03/18/19 20:23	1
o-Xylene	ND		1.00		ug/L			03/18/19 20:23	1
Xylenes, Total	ND		3.00		ug/L			03/18/19 20:23	1

Surrogate	%Recovery	Qualifier	Limits	Prepared	Analyzed	Dil Fac
4-Bromofluorobenzene (Surr)	103		70 - 130		03/18/19 20:23	1
Dibromofluoromethane (Surr)	95		70 - 130		03/18/19 20:23	1
1,2-Dichloroethane-d4 (Surr)	87		70 - 130		03/18/19 20:23	1
Toluene-d8 (Surr)	105		70 - 130		03/18/19 20:23	1

Method: 8015B GRO LL - Gasoline Range Organics - (GC)

Analyte	Result	Qualifier	RL	MDL	Unit	D	Prepared	Analyzed	Dil Fac
Gasoline Range Organics [C6 - C10]	ND		20.0		ug/L			03/20/19 01:11	1

Surrogate	%Recovery	Qualifier	Limits	Prepared	Analyzed	Dil Fac
a,a,a-Trifluorotoluene	102		50 - 150		03/20/19 01:11	1

Client Sample Results

Client: AECOM
Project/Site: 7-11 No 22281 (MD)

TestAmerica Job ID: 490-170344-1
SDG: Fallston, MD

Client Sample ID: MW-12

Lab Sample ID: 490-170344-13

Date Collected: 03/14/19 15:30

Matrix: Water

Date Received: 03/16/19 09:40

Method: 8260B - Volatile Organic Compounds (GC/MS)

Analyte	Result	Qualifier	RL	MDL	Unit	D	Prepared	Analyzed	Dil Fac
Acetone	ND		25.0		ug/L			03/18/19 19:28	1
Benzene	ND		1.00		ug/L			03/18/19 19:28	1
Bromochloromethane	ND		1.00		ug/L			03/18/19 19:28	1
Bromodichloromethane	ND		1.00		ug/L			03/18/19 19:28	1
Bromoform	ND		1.00		ug/L			03/18/19 19:28	1
Bromomethane	ND		1.00		ug/L			03/18/19 19:28	1
2-Butanone (MEK)	ND		50.0		ug/L			03/18/19 19:28	1
Carbon disulfide	ND		1.00		ug/L			03/18/19 19:28	1
Carbon tetrachloride	ND		1.00		ug/L			03/18/19 19:28	1
Chlorobenzene	ND		1.00		ug/L			03/18/19 19:28	1
Chlorodibromomethane	ND		1.00		ug/L			03/18/19 19:28	1
Chloroethane	ND		1.00		ug/L			03/18/19 19:28	1
Chloroform	ND		1.00		ug/L			03/18/19 19:28	1
Chloromethane	ND		1.00		ug/L			03/18/19 19:28	1
cis-1,2-Dichloroethene	ND		1.00		ug/L			03/18/19 19:28	1
cis-1,3-Dichloropropene	ND		1.00		ug/L			03/18/19 19:28	1
Cyclohexane	ND		5.00		ug/L			03/18/19 19:28	1
1,2-Dibromo-3-Chloropropane	ND		10.0		ug/L			03/18/19 19:28	1
1,2-Dibromoethane (EDB)	ND		1.00		ug/L			03/18/19 19:28	1
1,2-Dichlorobenzene	ND		1.00		ug/L			03/18/19 19:28	1
1,3-Dichlorobenzene	ND		1.00		ug/L			03/18/19 19:28	1
1,4-Dichlorobenzene	ND		1.00		ug/L			03/18/19 19:28	1
Dichlorodifluoromethane	ND		1.00		ug/L			03/18/19 19:28	1
1,1-Dichloroethane	ND		1.00		ug/L			03/18/19 19:28	1
1,2-Dichloroethane	ND		1.00		ug/L			03/18/19 19:28	1
1,1-Dichloroethene	ND		1.00		ug/L			03/18/19 19:28	1
1,2-Dichloropropane	ND		1.00		ug/L			03/18/19 19:28	1
Diisopropyl ether	ND		2.00		ug/L			03/18/19 19:28	1
Ethylbenzene	ND		1.00		ug/L			03/18/19 19:28	1
Ethyl tert-butyl ether	ND		1.00		ug/L			03/18/19 19:28	1
Freon 113	ND		1.00		ug/L			03/18/19 19:28	1
2-Hexanone	ND		10.0		ug/L			03/18/19 19:28	1
Isopropylbenzene	ND		1.00		ug/L			03/18/19 19:28	1
Methyl acetate	ND		10.0		ug/L			03/18/19 19:28	1
Methylcyclohexane	ND		5.00		ug/L			03/18/19 19:28	1
Methylene Chloride	ND		5.00		ug/L			03/18/19 19:28	1
4-Methyl-2-pentanone (MIBK)	ND		10.0		ug/L			03/18/19 19:28	1
Methyl tert-butyl ether	1.49		1.00		ug/L			03/18/19 19:28	1
Naphthalene	ND		5.00		ug/L			03/18/19 19:28	1
Styrene	ND		1.00		ug/L			03/18/19 19:28	1
Tert-amyl methyl ether	ND		1.00		ug/L			03/18/19 19:28	1
tert-Butyl alcohol (TBA)	ND		10.0		ug/L			03/18/19 19:28	1
1,1,2,2-Tetrachloroethane	ND		1.00		ug/L			03/18/19 19:28	1
Tetrachloroethene	ND		1.00		ug/L			03/18/19 19:28	1
Toluene	ND		1.00		ug/L			03/18/19 19:28	1
trans-1,2-Dichloroethene	ND		1.00		ug/L			03/18/19 19:28	1
trans-1,3-Dichloropropene	ND		1.00		ug/L			03/18/19 19:28	1
1,2,3-Trichlorobenzene	ND		1.00		ug/L			03/18/19 19:28	1
1,2,4-Trichlorobenzene	ND		1.00		ug/L			03/18/19 19:28	1

TestAmerica Nashville

Client Sample Results

Client: AECOM
Project/Site: 7-11 No 22281 (MD)

TestAmerica Job ID: 490-170344-1
SDG: Fallston, MD

Client Sample ID: MW-12

Lab Sample ID: 490-170344-13

Date Collected: 03/14/19 15:30

Matrix: Water

Date Received: 03/16/19 09:40

Method: 8260B - Volatile Organic Compounds (GC/MS) (Continued)

Analyte	Result	Qualifier	RL	MDL	Unit	D	Prepared	Analyzed	Dil Fac
1,1,1-Trichloroethane	ND		1.00		ug/L			03/18/19 19:28	1
1,1,2-Trichloroethane	ND		1.00		ug/L			03/18/19 19:28	1
Trichloroethene	ND		1.00		ug/L			03/18/19 19:28	1
Trichlorofluoromethane	ND		1.00		ug/L			03/18/19 19:28	1
Vinyl chloride	ND		1.00		ug/L			03/18/19 19:28	1
m,p-Xylene	ND		2.00		ug/L			03/18/19 19:28	1
o-Xylene	ND		1.00		ug/L			03/18/19 19:28	1
Xylenes, Total	ND		3.00		ug/L			03/18/19 19:28	1

Surrogate	%Recovery	Qualifier	Limits	Prepared	Analyzed	Dil Fac
4-Bromofluorobenzene (Surr)	103		70 - 130		03/18/19 19:28	1
Dibromofluoromethane (Surr)	96		70 - 130		03/18/19 19:28	1
1,2-Dichloroethane-d4 (Surr)	87		70 - 130		03/18/19 19:28	1
Toluene-d8 (Surr)	105		70 - 130		03/18/19 19:28	1

Method: 8015B GRO LL - Gasoline Range Organics - (GC)

Analyte	Result	Qualifier	RL	MDL	Unit	D	Prepared	Analyzed	Dil Fac
Gasoline Range Organics [C6 - C10]	ND		20.0		ug/L			03/20/19 01:45	1

Surrogate	%Recovery	Qualifier	Limits	Prepared	Analyzed	Dil Fac
a,a,a-Trifluorotoluene	102		50 - 150		03/20/19 01:45	1

Client Sample Results

Client: AECOM
 Project/Site: 7-11 No 22281 (MD)

TestAmerica Job ID: 490-170344-1
 SDG: Fallston, MD

Client Sample ID: MW-13

Lab Sample ID: 490-170344-14

Date Collected: 03/14/19 15:54

Matrix: Water

Date Received: 03/16/19 09:40

Method: 8260B - Volatile Organic Compounds (GC/MS)

Analyte	Result	Qualifier	RL	MDL	Unit	D	Prepared	Analyzed	Dil Fac
Acetone	ND		25.0		ug/L			03/18/19 17:39	1
Benzene	ND		1.00		ug/L			03/18/19 17:39	1
Bromochloromethane	ND		1.00		ug/L			03/18/19 17:39	1
Bromodichloromethane	ND		1.00		ug/L			03/18/19 17:39	1
Bromoform	ND		1.00		ug/L			03/18/19 17:39	1
Bromomethane	ND		1.00		ug/L			03/18/19 17:39	1
2-Butanone (MEK)	ND		50.0		ug/L			03/18/19 17:39	1
Carbon disulfide	ND		1.00		ug/L			03/18/19 17:39	1
Carbon tetrachloride	ND		1.00		ug/L			03/18/19 17:39	1
Chlorobenzene	ND		1.00		ug/L			03/18/19 17:39	1
Chlorodibromomethane	ND		1.00		ug/L			03/18/19 17:39	1
Chloroethane	ND		1.00		ug/L			03/18/19 17:39	1
Chloroform	ND		1.00		ug/L			03/18/19 17:39	1
Chloromethane	ND		1.00		ug/L			03/18/19 17:39	1
cis-1,2-Dichloroethene	ND		1.00		ug/L			03/18/19 17:39	1
cis-1,3-Dichloropropene	ND		1.00		ug/L			03/18/19 17:39	1
Cyclohexane	ND		5.00		ug/L			03/18/19 17:39	1
1,2-Dibromo-3-Chloropropane	ND		10.0		ug/L			03/18/19 17:39	1
1,2-Dibromoethane (EDB)	ND		1.00		ug/L			03/18/19 17:39	1
1,2-Dichlorobenzene	ND		1.00		ug/L			03/18/19 17:39	1
1,3-Dichlorobenzene	ND		1.00		ug/L			03/18/19 17:39	1
1,4-Dichlorobenzene	ND		1.00		ug/L			03/18/19 17:39	1
Dichlorodifluoromethane	ND		1.00		ug/L			03/18/19 17:39	1
1,1-Dichloroethane	ND		1.00		ug/L			03/18/19 17:39	1
1,2-Dichloroethane	ND		1.00		ug/L			03/18/19 17:39	1
1,1-Dichloroethene	ND		1.00		ug/L			03/18/19 17:39	1
1,2-Dichloropropane	ND		1.00		ug/L			03/18/19 17:39	1
Diisopropyl ether	ND		2.00		ug/L			03/18/19 17:39	1
Ethylbenzene	ND		1.00		ug/L			03/18/19 17:39	1
Ethyl tert-butyl ether	ND		1.00		ug/L			03/18/19 17:39	1
Freon 113	ND		1.00		ug/L			03/18/19 17:39	1
2-Hexanone	ND		10.0		ug/L			03/18/19 17:39	1
Isopropylbenzene	ND		1.00		ug/L			03/18/19 17:39	1
Methyl acetate	ND		10.0		ug/L			03/18/19 17:39	1
Methylcyclohexane	ND		5.00		ug/L			03/18/19 17:39	1
Methylene Chloride	ND		5.00		ug/L			03/18/19 17:39	1
4-Methyl-2-pentanone (MIBK)	ND		10.0		ug/L			03/18/19 17:39	1
Methyl tert-butyl ether	1.35		1.00		ug/L			03/18/19 17:39	1
Naphthalene	ND		5.00		ug/L			03/18/19 17:39	1
Styrene	ND		1.00		ug/L			03/18/19 17:39	1
Tert-amyl methyl ether	ND		1.00		ug/L			03/18/19 17:39	1
tert-Butyl alcohol (TBA)	ND		10.0		ug/L			03/18/19 17:39	1
1,1,2,2-Tetrachloroethane	ND		1.00		ug/L			03/18/19 17:39	1
Tetrachloroethene	ND		1.00		ug/L			03/18/19 17:39	1
Toluene	ND		1.00		ug/L			03/18/19 17:39	1
trans-1,2-Dichloroethene	ND		1.00		ug/L			03/18/19 17:39	1
trans-1,3-Dichloropropene	ND		1.00		ug/L			03/18/19 17:39	1
1,2,3-Trichlorobenzene	ND		1.00		ug/L			03/18/19 17:39	1
1,2,4-Trichlorobenzene	ND		1.00		ug/L			03/18/19 17:39	1

TestAmerica Nashville

Client Sample Results

Client: AECOM
Project/Site: 7-11 No 22281 (MD)

TestAmerica Job ID: 490-170344-1
SDG: Fallston, MD

Client Sample ID: MW-13

Lab Sample ID: 490-170344-14

Date Collected: 03/14/19 15:54

Matrix: Water

Date Received: 03/16/19 09:40

Method: 8260B - Volatile Organic Compounds (GC/MS) (Continued)

Analyte	Result	Qualifier	RL	MDL	Unit	D	Prepared	Analyzed	Dil Fac
1,1,1-Trichloroethane	ND		1.00		ug/L			03/18/19 17:39	1
1,1,2-Trichloroethane	ND		1.00		ug/L			03/18/19 17:39	1
Trichloroethene	ND		1.00		ug/L			03/18/19 17:39	1
Trichlorofluoromethane	ND		1.00		ug/L			03/18/19 17:39	1
Vinyl chloride	ND		1.00		ug/L			03/18/19 17:39	1
m,p-Xylene	ND		2.00		ug/L			03/18/19 17:39	1
o-Xylene	ND		1.00		ug/L			03/18/19 17:39	1
Xylenes, Total	ND		3.00		ug/L			03/18/19 17:39	1

Surrogate	%Recovery	Qualifier	Limits	Prepared	Analyzed	Dil Fac
4-Bromofluorobenzene (Surr)	103		70 - 130		03/18/19 17:39	1
Dibromofluoromethane (Surr)	98		70 - 130		03/18/19 17:39	1
1,2-Dichloroethane-d4 (Surr)	88		70 - 130		03/18/19 17:39	1
Toluene-d8 (Surr)	103		70 - 130		03/18/19 17:39	1

Method: 8015B GRO LL - Gasoline Range Organics - (GC)

Analyte	Result	Qualifier	RL	MDL	Unit	D	Prepared	Analyzed	Dil Fac
Gasoline Range Organics [C6 - C10]	ND		20.0		ug/L			03/20/19 02:20	1

Surrogate	%Recovery	Qualifier	Limits	Prepared	Analyzed	Dil Fac
a,a,a-Trifluorotoluene	101		50 - 150		03/20/19 02:20	1

Client Sample Results

Client: AECOM
Project/Site: 7-11 No 22281 (MD)

TestAmerica Job ID: 490-170344-1
SDG: Fallston, MD

Client Sample ID: HW-3
Date Collected: 03/14/19 17:05
Date Received: 03/16/19 09:40

Lab Sample ID: 490-170344-15
Matrix: Water

Method: 8260B - Volatile Organic Compounds (GC/MS)

Analyte	Result	Qualifier	RL	MDL	Unit	D	Prepared	Analyzed	Dil Fac
Acetone	ND		25.0		ug/L			03/18/19 20:50	1
Benzene	ND		1.00		ug/L			03/18/19 20:50	1
Bromochloromethane	ND		1.00		ug/L			03/18/19 20:50	1
Bromodichloromethane	ND		1.00		ug/L			03/18/19 20:50	1
Bromoform	ND		1.00		ug/L			03/18/19 20:50	1
Bromomethane	ND		1.00		ug/L			03/18/19 20:50	1
2-Butanone (MEK)	ND		50.0		ug/L			03/18/19 20:50	1
Carbon disulfide	ND		1.00		ug/L			03/18/19 20:50	1
Carbon tetrachloride	ND		1.00		ug/L			03/18/19 20:50	1
Chlorobenzene	ND		1.00		ug/L			03/18/19 20:50	1
Chlorodibromomethane	ND		1.00		ug/L			03/18/19 20:50	1
Chloroethane	ND		1.00		ug/L			03/18/19 20:50	1
Chloroform	1.65		1.00		ug/L			03/18/19 20:50	1
Chloromethane	ND		1.00		ug/L			03/18/19 20:50	1
cis-1,2-Dichloroethene	ND		1.00		ug/L			03/18/19 20:50	1
cis-1,3-Dichloropropene	ND		1.00		ug/L			03/18/19 20:50	1
Cyclohexane	ND		5.00		ug/L			03/18/19 20:50	1
1,2-Dibromo-3-Chloropropane	ND		10.0		ug/L			03/18/19 20:50	1
1,2-Dibromoethane (EDB)	ND		1.00		ug/L			03/18/19 20:50	1
1,2-Dichlorobenzene	ND		1.00		ug/L			03/18/19 20:50	1
1,3-Dichlorobenzene	ND		1.00		ug/L			03/18/19 20:50	1
1,4-Dichlorobenzene	ND		1.00		ug/L			03/18/19 20:50	1
Dichlorodifluoromethane	ND		1.00		ug/L			03/18/19 20:50	1
1,1-Dichloroethane	ND		1.00		ug/L			03/18/19 20:50	1
1,2-Dichloroethane	ND		1.00		ug/L			03/18/19 20:50	1
1,1-Dichloroethene	ND		1.00		ug/L			03/18/19 20:50	1
1,2-Dichloropropane	ND		1.00		ug/L			03/18/19 20:50	1
Diisopropyl ether	ND		2.00		ug/L			03/18/19 20:50	1
Ethylbenzene	ND		1.00		ug/L			03/18/19 20:50	1
Ethyl tert-butyl ether	ND		1.00		ug/L			03/18/19 20:50	1
Freon 113	ND		1.00		ug/L			03/18/19 20:50	1
2-Hexanone	ND		10.0		ug/L			03/18/19 20:50	1
Isopropylbenzene	ND		1.00		ug/L			03/18/19 20:50	1
Methyl acetate	ND		10.0		ug/L			03/18/19 20:50	1
Methylcyclohexane	ND		5.00		ug/L			03/18/19 20:50	1
Methylene Chloride	ND		5.00		ug/L			03/18/19 20:50	1
4-Methyl-2-pentanone (MIBK)	ND		10.0		ug/L			03/18/19 20:50	1
Methyl tert-butyl ether	13.9		1.00		ug/L			03/18/19 20:50	1
Naphthalene	ND		5.00		ug/L			03/18/19 20:50	1
Styrene	ND		1.00		ug/L			03/18/19 20:50	1
Tert-amyl methyl ether	ND		1.00		ug/L			03/18/19 20:50	1
tert-Butyl alcohol (TBA)	ND		10.0		ug/L			03/18/19 20:50	1
1,1,2,2-Tetrachloroethane	ND		1.00		ug/L			03/18/19 20:50	1
Tetrachloroethene	ND		1.00		ug/L			03/18/19 20:50	1
Toluene	ND		1.00		ug/L			03/18/19 20:50	1
trans-1,2-Dichloroethene	ND		1.00		ug/L			03/18/19 20:50	1
trans-1,3-Dichloropropene	ND		1.00		ug/L			03/18/19 20:50	1
1,2,3-Trichlorobenzene	ND		1.00		ug/L			03/18/19 20:50	1
1,2,4-Trichlorobenzene	ND		1.00		ug/L			03/18/19 20:50	1

TestAmerica Nashville

Client Sample Results

Client: AECOM
Project/Site: 7-11 No 22281 (MD)

TestAmerica Job ID: 490-170344-1
SDG: Fallston, MD

Client Sample ID: HW-3

Lab Sample ID: 490-170344-15

Date Collected: 03/14/19 17:05

Matrix: Water

Date Received: 03/16/19 09:40

Method: 8260B - Volatile Organic Compounds (GC/MS) (Continued)

Analyte	Result	Qualifier	RL	MDL	Unit	D	Prepared	Analyzed	Dil Fac
1,1,1-Trichloroethane	ND		1.00		ug/L			03/18/19 20:50	1
1,1,2-Trichloroethane	ND		1.00		ug/L			03/18/19 20:50	1
Trichloroethene	ND		1.00		ug/L			03/18/19 20:50	1
Trichlorofluoromethane	ND		1.00		ug/L			03/18/19 20:50	1
Vinyl chloride	ND		1.00		ug/L			03/18/19 20:50	1
m,p-Xylene	ND		2.00		ug/L			03/18/19 20:50	1
o-Xylene	ND		1.00		ug/L			03/18/19 20:50	1
Xylenes, Total	ND		3.00		ug/L			03/18/19 20:50	1
Surrogate	%Recovery	Qualifier	Limits				Prepared	Analyzed	Dil Fac
4-Bromofluorobenzene (Surr)	104		70 - 130					03/18/19 20:50	1
Dibromofluoromethane (Surr)	97		70 - 130					03/18/19 20:50	1
1,2-Dichloroethane-d4 (Surr)	89		70 - 130					03/18/19 20:50	1
Toluene-d8 (Surr)	102		70 - 130					03/18/19 20:50	1

Method: 8015B GRO LL - Gasoline Range Organics - (GC)

Analyte	Result	Qualifier	RL	MDL	Unit	D	Prepared	Analyzed	Dil Fac
Gasoline Range Organics [C6 - C10]	ND		20.0		ug/L			03/20/19 02:55	1
Surrogate	%Recovery	Qualifier	Limits				Prepared	Analyzed	Dil Fac
a,a,a-Trifluorotoluene	100		50 - 150					03/20/19 02:55	1

QC Sample Results

Client: AECOM
Project/Site: 7-11 No 22281 (MD)

TestAmerica Job ID: 490-170344-1
SDG: Fallston, MD

Method: 8260B - Volatile Organic Compounds (GC/MS)

Lab Sample ID: MB 490-581606/7

Matrix: Water

Analysis Batch: 581606

Client Sample ID: Method Blank

Prep Type: Total/NA

Analyte	MB Result	MB Qualifier	RL	MDL	Unit	D	Prepared	Analyzed	Dil Fac
Acetone	ND		25.0		ug/L			03/18/19 14:01	1
Benzene	ND		1.00		ug/L			03/18/19 14:01	1
Bromochloromethane	ND		1.00		ug/L			03/18/19 14:01	1
Bromodichloromethane	ND		1.00		ug/L			03/18/19 14:01	1
Bromoform	ND		1.00		ug/L			03/18/19 14:01	1
Bromomethane	ND		1.00		ug/L			03/18/19 14:01	1
2-Butanone (MEK)	ND		50.0		ug/L			03/18/19 14:01	1
Carbon disulfide	ND		1.00		ug/L			03/18/19 14:01	1
Carbon tetrachloride	ND		1.00		ug/L			03/18/19 14:01	1
Chlorobenzene	ND		1.00		ug/L			03/18/19 14:01	1
Chlorodibromomethane	ND		1.00		ug/L			03/18/19 14:01	1
Chloroethane	ND		1.00		ug/L			03/18/19 14:01	1
Chloroform	ND		1.00		ug/L			03/18/19 14:01	1
Chloromethane	ND		1.00		ug/L			03/18/19 14:01	1
cis-1,2-Dichloroethene	ND		1.00		ug/L			03/18/19 14:01	1
cis-1,3-Dichloropropene	ND		1.00		ug/L			03/18/19 14:01	1
Cyclohexane	ND		5.00		ug/L			03/18/19 14:01	1
1,2-Dibromo-3-Chloropropane	ND		10.0		ug/L			03/18/19 14:01	1
1,2-Dibromoethane (EDB)	ND		1.00		ug/L			03/18/19 14:01	1
1,2-Dichlorobenzene	ND		1.00		ug/L			03/18/19 14:01	1
1,3-Dichlorobenzene	ND		1.00		ug/L			03/18/19 14:01	1
1,4-Dichlorobenzene	ND		1.00		ug/L			03/18/19 14:01	1
Dichlorodifluoromethane	ND		1.00		ug/L			03/18/19 14:01	1
1,1-Dichloroethane	ND		1.00		ug/L			03/18/19 14:01	1
1,2-Dichloroethane	ND		1.00		ug/L			03/18/19 14:01	1
1,1-Dichloroethene	ND		1.00		ug/L			03/18/19 14:01	1
1,2-Dichloropropane	ND		1.00		ug/L			03/18/19 14:01	1
Diisopropyl ether	ND		2.00		ug/L			03/18/19 14:01	1
Ethylbenzene	ND		1.00		ug/L			03/18/19 14:01	1
Ethyl tert-butyl ether	ND		1.00		ug/L			03/18/19 14:01	1
Freon 113	ND		1.00		ug/L			03/18/19 14:01	1
2-Hexanone	ND		10.0		ug/L			03/18/19 14:01	1
Isopropylbenzene	ND		1.00		ug/L			03/18/19 14:01	1
Methyl acetate	ND		10.0		ug/L			03/18/19 14:01	1
Methylcyclohexane	ND		5.00		ug/L			03/18/19 14:01	1
Methylene Chloride	ND		5.00		ug/L			03/18/19 14:01	1
4-Methyl-2-pentanone (MIBK)	ND		10.0		ug/L			03/18/19 14:01	1
Methyl tert-butyl ether	ND		1.00		ug/L			03/18/19 14:01	1
Naphthalene	ND		5.00		ug/L			03/18/19 14:01	1
Styrene	ND		1.00		ug/L			03/18/19 14:01	1
Tert-amyl methyl ether	ND		1.00		ug/L			03/18/19 14:01	1
tert-Butyl alcohol (TBA)	ND		10.0		ug/L			03/18/19 14:01	1
1,1,2,2-Tetrachloroethane	ND		1.00		ug/L			03/18/19 14:01	1
Tetrachloroethene	ND		1.00		ug/L			03/18/19 14:01	1
Toluene	ND		1.00		ug/L			03/18/19 14:01	1
trans-1,2-Dichloroethene	ND		1.00		ug/L			03/18/19 14:01	1
trans-1,3-Dichloropropene	ND		1.00		ug/L			03/18/19 14:01	1
1,2,3-Trichlorobenzene	ND		1.00		ug/L			03/18/19 14:01	1

TestAmerica Nashville

QC Sample Results

Client: AECOM
Project/Site: 7-11 No 22281 (MD)

TestAmerica Job ID: 490-170344-1
SDG: Fallston, MD

Method: 8260B - Volatile Organic Compounds (GC/MS) (Continued)

Lab Sample ID: MB 490-581606/7

Matrix: Water

Analysis Batch: 581606

Client Sample ID: Method Blank

Prep Type: Total/NA

Analyte	MB Result	MB Qualifier	RL	MDL	Unit	D	Prepared	Analyzed	Dil Fac
1,2,4-Trichlorobenzene	ND		1.00		ug/L			03/18/19 14:01	1
1,1,1-Trichloroethane	ND		1.00		ug/L			03/18/19 14:01	1
1,1,2-Trichloroethane	ND		1.00		ug/L			03/18/19 14:01	1
Trichloroethene	ND		1.00		ug/L			03/18/19 14:01	1
Trichlorofluoromethane	ND		1.00		ug/L			03/18/19 14:01	1
Vinyl chloride	ND		1.00		ug/L			03/18/19 14:01	1
m,p-Xylene	ND		2.00		ug/L			03/18/19 14:01	1
o-Xylene	ND		1.00		ug/L			03/18/19 14:01	1
Xylenes, Total	ND		3.00		ug/L			03/18/19 14:01	1

Surrogate	MB %Recovery	MB Qualifier	Limits	Prepared	Analyzed	Dil Fac
4-Bromofluorobenzene (Surr)	104		70 - 130		03/18/19 14:01	1
Dibromofluoromethane (Surr)	98		70 - 130		03/18/19 14:01	1
1,2-Dichloroethane-d4 (Surr)	88		70 - 130		03/18/19 14:01	1
Toluene-d8 (Surr)	103		70 - 130		03/18/19 14:01	1

Lab Sample ID: LCS 490-581606/3

Matrix: Water

Analysis Batch: 581606

Client Sample ID: Lab Control Sample

Prep Type: Total/NA

Analyte	Spike Added	LCS Result	LCS Qualifier	Unit	D	%Rec	%Rec. Limits
Acetone	100	80.64		ug/L		81	39 - 150
Benzene	20.0	21.06		ug/L		105	70 - 130
Bromochloromethane	20.0	16.86		ug/L		84	70 - 130
Bromodichloromethane	20.0	19.06		ug/L		95	70 - 130
Bromoform	20.0	19.37		ug/L		97	70 - 137
Bromomethane	20.0	14.79		ug/L		74	53 - 150
2-Butanone (MEK)	100	77.63		ug/L		78	55 - 143
Carbon disulfide	20.0	21.72		ug/L		109	64 - 135
Carbon tetrachloride	20.0	22.78		ug/L		114	70 - 147
Chlorobenzene	20.0	19.37		ug/L		97	70 - 130
Chlorodibromomethane	20.0	18.81		ug/L		94	70 - 133
Chloroethane	20.0	23.47		ug/L		117	60 - 138
Chloroform	20.0	20.90		ug/L		104	70 - 130
Chloromethane	20.0	19.53		ug/L		98	33 - 150
cis-1,2-Dichloroethene	20.0	21.24		ug/L		106	70 - 130
cis-1,3-Dichloropropene	20.0	21.89		ug/L		109	70 - 133
Cyclohexane	20.0	23.22		ug/L		116	70 - 134
1,2-Dibromo-3-Chloropropane	20.0	14.79		ug/L		74	45 - 138
1,2-Dibromoethane (EDB)	20.0	18.05		ug/L		90	70 - 130
1,2-Dichlorobenzene	20.0	18.08		ug/L		90	70 - 130
1,3-Dichlorobenzene	20.0	18.79		ug/L		94	70 - 130
1,4-Dichlorobenzene	20.0	18.61		ug/L		93	70 - 130
Dichlorodifluoromethane	20.0	25.97		ug/L		130	48 - 150
1,1-Dichloroethane	20.0	22.41		ug/L		112	70 - 130
1,2-Dichloroethane	20.0	18.83		ug/L		94	70 - 130
1,1-Dichloroethene	20.0	22.05		ug/L		110	70 - 132
1,2-Dichloropropane	20.0	20.38		ug/L		102	70 - 130

TestAmerica Nashville

QC Sample Results

Client: AECOM
Project/Site: 7-11 No 22281 (MD)

TestAmerica Job ID: 490-170344-1
SDG: Fallston, MD

Method: 8260B - Volatile Organic Compounds (GC/MS) (Continued)

Lab Sample ID: LCS 490-581606/3

Matrix: Water

Analysis Batch: 581606

Client Sample ID: Lab Control Sample

Prep Type: Total/NA

Analyte	Spike Added	LCS Result	LCS Qualifier	Unit	D	%Rec	%Rec. Limits	
Diisopropyl ether	20.0	20.72		ug/L		104	66 - 142	
Ethylbenzene	20.0	20.13		ug/L		101	70 - 130	
Ethyl tert-butyl ether	20.0	19.78		ug/L		99	63 - 135	
Freon 113	20.0	25.29		ug/L		126	69 - 145	
2-Hexanone	100	74.09		ug/L		74	54 - 142	
Isopropylbenzene	20.0	19.49		ug/L		97	70 - 131	
Methyl acetate	40.0	35.65		ug/L		89	56 - 136	
Methylcyclohexane	20.0	20.74		ug/L		104	70 - 132	
Methylene Chloride	20.0	22.02		ug/L		110	70 - 130	
4-Methyl-2-pentanone (MIBK)	100	88.00		ug/L		88	60 - 137	
Methyl tert-butyl ether	20.0	19.72		ug/L		99	70 - 130	
Naphthalene	20.0	14.68		ug/L		73	54 - 150	
Styrene	20.0	18.92		ug/L		95	70 - 130	
Tert-amyl methyl ether	20.0	16.53		ug/L		83	63 - 135	
tert-Butyl alcohol (TBA)	200	210.1		ug/L		105	12 - 150	
1,1,1,2-Tetrachloroethane	20.0	16.93		ug/L		85	69 - 131	
Tetrachloroethene	20.0	20.74		ug/L		104	70 - 130	
Toluene	20.0	21.04		ug/L		105	70 - 130	
trans-1,2-Dichloroethene	20.0	22.76		ug/L		114	70 - 130	
trans-1,3-Dichloropropene	20.0	20.05		ug/L		100	63 - 142	
1,2,3-Trichlorobenzene	20.0	15.39		ug/L		77	46 - 150	
1,2,4-Trichlorobenzene	20.0	16.33		ug/L		82	58 - 147	
1,1,1-Trichloroethane	20.0	21.04		ug/L		105	70 - 135	
1,1,2-Trichloroethane	20.0	18.64		ug/L		93	70 - 130	
Trichloroethene	20.0	20.67		ug/L		103	70 - 130	
Trichlorofluoromethane	20.0	24.18		ug/L		121	59 - 150	
Vinyl chloride	20.0	23.40		ug/L		117	57 - 137	
m,p-Xylene	20.0	20.26		ug/L		101	70 - 130	
o-Xylene	20.0	19.69		ug/L		98	70 - 130	
Xylenes, Total	40.0	39.95		ug/L		100	70 - 132	

Surrogate	LCS LCS		Limits
	%Recovery	Qualifier	
4-Bromofluorobenzene (Surr)	105		70 - 130
Dibromofluoromethane (Surr)	104		70 - 130
1,2-Dichloroethane-d4 (Surr)	94		70 - 130
Toluene-d8 (Surr)	103		70 - 130

Lab Sample ID: LCSD 490-581606/4

Matrix: Water

Analysis Batch: 581606

Client Sample ID: Lab Control Sample Dup

Prep Type: Total/NA

Analyte	Spike Added	LCSD Result	LCSD Qualifier	Unit	D	%Rec	%Rec. Limits		RPD	
									RPD	Limit
Acetone	100	81.18		ug/L		81	39 - 150	1	23	
Benzene	20.0	20.46		ug/L		102	70 - 130	3	12	
Bromochloromethane	20.0	16.90		ug/L		85	70 - 130	0	16	
Bromodichloromethane	20.0	18.11		ug/L		91	70 - 130	5	14	
Bromoform	20.0	19.82		ug/L		99	70 - 137	2	14	
Bromomethane	20.0	17.37		ug/L		87	53 - 150	16	19	

TestAmerica Nashville

QC Sample Results

Client: AECOM
Project/Site: 7-11 No 22281 (MD)

TestAmerica Job ID: 490-170344-1
SDG: Fallston, MD

Method: 8260B - Volatile Organic Compounds (GC/MS) (Continued)

Lab Sample ID: LCSD 490-581606/4

Matrix: Water

Analysis Batch: 581606

Client Sample ID: Lab Control Sample Dup

Prep Type: Total/NA

Analyte	Spike Added	LCSD Result	LCSD Qualifier	Unit	D	%Rec	%Rec. Limits	RPD	
								RPD	Limit
2-Butanone (MEK)	100	75.27		ug/L		75	55 - 143	3	19
Carbon disulfide	20.0	20.78		ug/L		104	64 - 135	4	16
Carbon tetrachloride	20.0	20.22		ug/L		101	70 - 147	12	16
Chlorobenzene	20.0	19.46		ug/L		97	70 - 130	0	12
Chlorodibromomethane	20.0	18.79		ug/L		94	70 - 133	0	13
Chloroethane	20.0	20.78		ug/L		104	60 - 138	12	15
Chloroform	20.0	19.06		ug/L		95	70 - 130	9	14
Chloromethane	20.0	18.43		ug/L		92	33 - 150	6	20
cis-1,2-Dichloroethene	20.0	20.34		ug/L		102	70 - 130	4	15
cis-1,3-Dichloropropene	20.0	20.40		ug/L		102	70 - 133	7	15
Cyclohexane	20.0	21.28		ug/L		106	70 - 134	9	16
1,2-Dibromo-3-Chloropropane	20.0	15.10		ug/L		76	45 - 138	2	19
1,2-Dibromoethane (EDB)	20.0	18.20		ug/L		91	70 - 130	1	13
1,2-Dichlorobenzene	20.0	17.83		ug/L		89	70 - 130	1	12
1,3-Dichlorobenzene	20.0	18.34		ug/L		92	70 - 130	2	13
1,4-Dichlorobenzene	20.0	18.55		ug/L		93	70 - 130	0	12
Dichlorodifluoromethane	20.0	22.99		ug/L		115	48 - 150	12	16
1,1-Dichloroethane	20.0	22.16		ug/L		111	70 - 130	1	17
1,2-Dichloroethane	20.0	17.64		ug/L		88	70 - 130	6	13
1,1-Dichloroethene	20.0	21.47		ug/L		107	70 - 132	3	20
1,2-Dichloropropane	20.0	19.35		ug/L		97	70 - 130	5	15
Diisopropyl ether	20.0	22.69		ug/L		113	66 - 142	9	14
Ethylbenzene	20.0	20.18		ug/L		101	70 - 130	0	12
Ethyl tert-butyl ether	20.0	21.28		ug/L		106	63 - 135	7	15
Freon 113	20.0	22.30		ug/L		112	69 - 145	13	16
2-Hexanone	100	79.31		ug/L		79	54 - 142	7	17
Isopropylbenzene	20.0	19.66		ug/L		98	70 - 131	1	13
Methyl acetate	40.0	36.77		ug/L		92	56 - 136	3	18
Methylcyclohexane	20.0	21.20		ug/L		106	70 - 132	2	17
Methylene Chloride	20.0	20.72		ug/L		104	70 - 130	6	15
4-Methyl-2-pentanone (MIBK)	100	92.82		ug/L		93	60 - 137	5	21
Methyl tert-butyl ether	20.0	19.40		ug/L		97	70 - 130	2	16
Naphthalene	20.0	15.20		ug/L		76	54 - 150	3	15
Styrene	20.0	19.39		ug/L		97	70 - 130	2	12
Tert-amyl methyl ether	20.0	17.62		ug/L		88	63 - 135	6	15
tert-Butyl alcohol (TBA)	200	203.4		ug/L		102	12 - 150	3	46
1,1,2,2-Tetrachloroethane	20.0	17.51		ug/L		88	69 - 131	3	15
Tetrachloroethene	20.0	20.53		ug/L		103	70 - 130	1	17
Toluene	20.0	20.97		ug/L		105	70 - 130	0	13
trans-1,2-Dichloroethene	20.0	21.85		ug/L		109	70 - 130	4	15
trans-1,3-Dichloropropene	20.0	19.79		ug/L		99	63 - 142	1	13
1,2,3-Trichlorobenzene	20.0	15.87		ug/L		79	46 - 150	3	16
1,2,4-Trichlorobenzene	20.0	16.04		ug/L		80	58 - 147	2	15
1,1,1-Trichloroethane	20.0	18.77		ug/L		94	70 - 135	11	15
1,1,2-Trichloroethane	20.0	18.54		ug/L		93	70 - 130	1	13
Trichloroethene	20.0	19.69		ug/L		98	70 - 130	5	14
Trichlorofluoromethane	20.0	22.14		ug/L		111	59 - 150	9	22
Vinyl chloride	20.0	21.20		ug/L		106	57 - 137	10	15

TestAmerica Nashville

QC Sample Results

Client: AECOM
Project/Site: 7-11 No 22281 (MD)

TestAmerica Job ID: 490-170344-1
SDG: Fallston, MD

Method: 8260B - Volatile Organic Compounds (GC/MS) (Continued)

Lab Sample ID: LCSD 490-581606/4

Matrix: Water

Analysis Batch: 581606

Client Sample ID: Lab Control Sample Dup

Prep Type: Total/NA

Analyte	Spike Added	LCSD Result	LCSD Qualifier	Unit	D	%Rec	%Rec. Limits	RPD	RPD Limit
m,p-Xylene	20.0	20.63		ug/L		103	70 - 130	2	12
o-Xylene	20.0	20.00		ug/L		100	70 - 130	2	11
Xylenes, Total	40.0	40.63		ug/L		102	70 - 132	2	11

Surrogate	LCSD %Recovery	LCSD Qualifier	Limits
4-Bromofluorobenzene (Surr)	102		70 - 130
Dibromofluoromethane (Surr)	97		70 - 130
1,2-Dichloroethane-d4 (Surr)	89		70 - 130
Toluene-d8 (Surr)	102		70 - 130

Lab Sample ID: 490-170303-B-1 MS

Matrix: Water

Analysis Batch: 581606

Client Sample ID: Matrix Spike

Prep Type: Total/NA

Analyte	Sample Result	Sample Qualifier	Spike Added	MS Result	MS Qualifier	Unit	D	%Rec	%Rec. Limits
Acetone	ND		100	87.69		ug/L		88	39 - 150
Benzene	ND		20.0	24.88		ug/L		124	55 - 147
Bromochloromethane	ND		20.0	19.50		ug/L		98	59 - 132
Bromodichloromethane	ND		20.0	21.46		ug/L		107	70 - 140
Bromoform	ND		20.0	21.60		ug/L		108	53 - 150
Bromomethane	ND		20.0	16.43		ug/L		82	30 - 150
2-Butanone (MEK)	ND		100	82.32		ug/L		82	50 - 143
Carbon disulfide	ND		20.0	25.49		ug/L		127	35 - 150
Carbon tetrachloride	ND		20.0	26.27		ug/L		131	56 - 150
Chlorobenzene	ND		20.0	22.80		ug/L		114	70 - 130
Chlorodibromomethane	ND		20.0	20.82		ug/L		104	66 - 140
Chloroethane	ND	F1	20.0	26.56		ug/L		133	58 - 141
Chloroform	ND		20.0	23.29		ug/L		116	66 - 138
Chloromethane	ND		20.0	25.19		ug/L		126	10 - 150
cis-1,2-Dichloroethene	ND	F1	20.0	24.18		ug/L		121	68 - 131
cis-1,3-Dichloropropene	ND		20.0	24.06		ug/L		120	70 - 133
Cyclohexane	ND		20.0	28.75		ug/L		144	48 - 150
1,2-Dibromo-3-Chloropropane	ND		20.0	16.06		ug/L		80	38 - 138
1,2-Dibromoethane (EDB)	ND		20.0	20.34		ug/L		102	65 - 137
1,2-Dichlorobenzene	ND		20.0	20.19		ug/L		101	70 - 130
1,3-Dichlorobenzene	ND		20.0	21.10		ug/L		106	68 - 131
1,4-Dichlorobenzene	ND		20.0	21.14		ug/L		106	70 - 130
Dichlorodifluoromethane	ND	F1	20.0	31.40	F1	ug/L		157	10 - 150
1,1-Dichloroethane	ND	F1	20.0	25.84		ug/L		129	61 - 139
1,2-Dichloroethane	ND		20.0	21.10		ug/L		105	64 - 136
1,1-Dichloroethene	ND		20.0	26.74		ug/L		134	54 - 150
1,2-Dichloropropane	ND		20.0	23.67		ug/L		118	67 - 130
Diisopropyl ether	ND		20.0	24.81		ug/L		124	56 - 142
Ethylbenzene	ND		20.0	23.61		ug/L		118	65 - 139
Ethyl tert-butyl ether	ND		20.0	22.81		ug/L		114	53 - 138
Freon 113	ND	F1	20.0	30.50	F1	ug/L		153	63 - 150
2-Hexanone	ND		100	84.60		ug/L		85	44 - 150
Isopropylbenzene	ND		20.0	22.30		ug/L		111	70 - 137

TestAmerica Nashville

QC Sample Results

Client: AECOM
Project/Site: 7-11 No 22281 (MD)

TestAmerica Job ID: 490-170344-1
SDG: Fallston, MD

Method: 8260B - Volatile Organic Compounds (GC/MS) (Continued)

Lab Sample ID: 490-170303-B-1 MS

Client Sample ID: Matrix Spike

Matrix: Water

Prep Type: Total/NA

Analysis Batch: 581606

Analyte	Sample	Sample	Spike	MS	MS	Unit	D	%Rec	%Rec. Limits
	Result	Qualifier	Added	Result	Qualifier				
Methyl acetate	ND		40.0	41.11		ug/L		103	42 - 136
Methylcyclohexane	ND		20.0	26.35		ug/L		132	59 - 150
Methylene Chloride	ND	F1	20.0	23.96		ug/L		120	64 - 130
4-Methyl-2-pentanone (MIBK)	ND		100	100.8		ug/L		101	50 - 140
Methyl tert-butyl ether	ND		20.0	21.38		ug/L		107	55 - 141
Naphthalene	ND		20.0	14.66		ug/L		73	32 - 150
Styrene	ND		20.0	22.02		ug/L		110	70 - 130
Tert-amyl methyl ether	ND		20.0	19.59		ug/L		98	47 - 148
tert-Butyl alcohol (TBA)	ND	F2	200	111.1		ug/L		56	10 - 150
1,1,2,2-Tetrachloroethane	ND		20.0	20.15		ug/L		99	56 - 145
Tetrachloroethene	ND		20.0	24.23		ug/L		119	57 - 138
Toluene	ND		20.0	24.69		ug/L		123	64 - 136
trans-1,2-Dichloroethene	ND	F1	20.0	26.11		ug/L		131	59 - 143
trans-1,3-Dichloropropene	ND		20.0	22.27		ug/L		111	63 - 142
1,2,3-Trichlorobenzene	ND		20.0	14.50		ug/L		72	36 - 150
1,2,4-Trichlorobenzene	ND		20.0	15.82		ug/L		79	47 - 147
1,1,1-Trichloroethane	ND		20.0	24.39		ug/L		122	68 - 144
1,1,2-Trichloroethane	ND		20.0	20.97		ug/L		105	70 - 130
Trichloroethene	ND		20.0	23.99		ug/L		120	63 - 135
Trichlorofluoromethane	ND	F1	20.0	30.02		ug/L		150	44 - 150
Vinyl chloride	ND		20.0	27.68		ug/L		138	57 - 150
m,p-Xylene	ND		20.0	23.24		ug/L		116	70 - 130
o-Xylene	ND		20.0	22.87		ug/L		114	70 - 131
Xylenes, Total	ND		40.0	46.11		ug/L		115	69 - 132

Surrogate	MS	MS	Limits
	%Recovery	Qualifier	
4-Bromofluorobenzene (Surr)	105		70 - 130
Dibromofluoromethane (Surr)	100		70 - 130
1,2-Dichloroethane-d4 (Surr)	90		70 - 130
Toluene-d8 (Surr)	103		70 - 130

Lab Sample ID: 490-170303-C-1 MSD

Client Sample ID: Matrix Spike Duplicate

Matrix: Water

Prep Type: Total/NA

Analysis Batch: 581606

Analyte	Sample	Sample	Spike	MSD	MSD	Unit	D	%Rec	%Rec. Limits	RPD	RPD Limit
	Result	Qualifier	Added	Result	Qualifier						
Acetone	ND		100	97.49		ug/L		97	39 - 150	11	28
Benzene	ND		20.0	27.18		ug/L		136	55 - 147	9	22
Bromochloromethane	ND		20.0	20.92		ug/L		105	59 - 132	7	21
Bromodichloromethane	ND		20.0	24.06		ug/L		120	70 - 140	11	196
Bromoform	ND		20.0	24.15		ug/L		121	53 - 150	11	20
Bromomethane	ND		20.0	21.66		ug/L		108	30 - 150	27	44
2-Butanone (MEK)	ND		100	92.61		ug/L		93	50 - 143	12	28
Carbon disulfide	ND		20.0	27.38		ug/L		137	35 - 150	7	34
Carbon tetrachloride	ND		20.0	28.24		ug/L		141	56 - 150	7	18
Chlorobenzene	ND		20.0	24.33		ug/L		122	70 - 130	6	15
Chlorodibromomethane	ND		20.0	23.20		ug/L		116	66 - 140	11	19
Chloroethane	ND	F1	20.0	28.35	F1	ug/L		142	58 - 141	7	31

TestAmerica Nashville

QC Sample Results

Client: AECOM
Project/Site: 7-11 No 22281 (MD)

TestAmerica Job ID: 490-170344-1
SDG: Fallston, MD

Method: 8260B - Volatile Organic Compounds (GC/MS) (Continued)

Lab Sample ID: 490-170303-C-1 MSD

Client Sample ID: Matrix Spike Duplicate

Matrix: Water

Prep Type: Total/NA

Analysis Batch: 581606

Analyte	Sample	Sample	Spike	MSD	MSD	Unit	D	%Rec	%Rec.	RPD	RPD
	Result	Qualifier	Added	Result	Qualifier				Limits		
Chloroform	ND		20.0	25.78		ug/L		129	66 - 138	10	21
Chloromethane	ND		20.0	26.37		ug/L		132	10 - 150	5	43
cis-1,2-Dichloroethene	ND	F1	20.0	26.32	F1	ug/L		132	68 - 131	8	21
cis-1,3-Dichloropropene	ND		20.0	25.89		ug/L		129	70 - 133	7	19
Cyclohexane	ND		20.0	27.24		ug/L		136	48 - 150	5	22
1,2-Dibromo-3-Chloropropane	ND		20.0	18.94		ug/L		95	38 - 138	16	26
1,2-Dibromoethane (EDB)	ND		20.0	22.14		ug/L		111	65 - 137	8	21
1,2-Dichlorobenzene	ND		20.0	21.91		ug/L		110	70 - 130	8	15
1,3-Dichlorobenzene	ND		20.0	22.49		ug/L		112	68 - 131	6	14
1,4-Dichlorobenzene	ND		20.0	21.54		ug/L		108	70 - 130	2	14
Dichlorodifluoromethane	ND	F1	20.0	29.26		ug/L		146	10 - 150	7	50
1,1-Dichloroethane	ND	F1	20.0	28.59	F1	ug/L		143	61 - 139	10	23
1,2-Dichloroethane	ND		20.0	23.21		ug/L		116	64 - 136	10	22
1,1-Dichloroethene	ND		20.0	28.63		ug/L		143	54 - 150	7	24
1,2-Dichloropropane	ND		20.0	25.78		ug/L		129	67 - 130	9	19
Diisopropyl ether	ND		20.0	27.61		ug/L		138	56 - 142	11	22
Ethylbenzene	ND		20.0	24.41		ug/L		122	65 - 139	3	18
Ethyl tert-butyl ether	ND		20.0	25.65		ug/L		128	53 - 138	12	22
Freon 113	ND	F1	20.0	29.31		ug/L		147	63 - 150	4	22
2-Hexanone	ND		100	95.21		ug/L		95	44 - 150	12	21
Isopropylbenzene	ND		20.0	22.82		ug/L		114	70 - 137	2	17
Methyl acetate	ND		40.0	47.07		ug/L		118	42 - 136	14	26
Methylcyclohexane	ND		20.0	24.90		ug/L		125	59 - 150	6	20
Methylene Chloride	ND	F1	20.0	26.89	F1	ug/L		134	64 - 130	12	22
4-Methyl-2-pentanone (MIBK)	ND		100	112.8		ug/L		113	50 - 140	11	24
Methyl tert-butyl ether	ND		20.0	25.33		ug/L		127	55 - 141	17	24
Naphthalene	ND		20.0	16.83		ug/L		84	32 - 150	14	40
Styrene	ND		20.0	23.47		ug/L		117	70 - 130	6	16
Tert-amyl methyl ether	ND		20.0	21.68		ug/L		108	47 - 148	10	23
tert-Butyl alcohol (TBA)	ND	F2	200	230.3	F2	ug/L		115	10 - 150	70	47
1,1,2,2-Tetrachloroethane	ND		20.0	22.95		ug/L		113	56 - 145	13	19
Tetrachloroethene	ND		20.0	24.63		ug/L		121	57 - 138	2	17
Toluene	ND		20.0	26.05		ug/L		130	64 - 136	5	18
trans-1,2-Dichloroethene	ND	F1	20.0	29.63	F1	ug/L		148	59 - 143	13	25
trans-1,3-Dichloropropene	ND		20.0	24.21		ug/L		121	63 - 142	8	18
1,2,3-Trichlorobenzene	ND		20.0	17.76		ug/L		89	36 - 150	20	43
1,2,4-Trichlorobenzene	ND		20.0	17.53		ug/L		88	47 - 147	10	24
1,1,1-Trichloroethane	ND		20.0	25.66		ug/L		128	68 - 144	5	17
1,1,2-Trichloroethane	ND		20.0	22.96		ug/L		115	70 - 130	9	18
Trichloroethene	ND		20.0	26.24		ug/L		131	63 - 135	9	17
Trichlorofluoromethane	ND	F1	20.0	30.36	F1	ug/L		152	44 - 150	1	32
Vinyl chloride	ND		20.0	29.84		ug/L		149	57 - 150	8	37
m,p-Xylene	ND		20.0	24.34		ug/L		122	70 - 130	5	17
o-Xylene	ND		20.0	24.11		ug/L		121	70 - 131	5	17
Xylenes, Total	ND		40.0	48.45		ug/L		121	69 - 132	5	17

Surrogate	MSD	MSD	Limits
	%Recovery	Qualifier	
4-Bromofluorobenzene (Surr)	107		70 - 130

TestAmerica Nashville

QC Sample Results

Client: AECOM
Project/Site: 7-11 No 22281 (MD)

TestAmerica Job ID: 490-170344-1
SDG: Fallston, MD

Method: 8260B - Volatile Organic Compounds (GC/MS) (Continued)

Lab Sample ID: 490-170303-C-1 MSD
Matrix: Water
Analysis Batch: 581606

Client Sample ID: Matrix Spike Duplicate
Prep Type: Total/NA

Surrogate	MSD		Limits
	%Recovery	Qualifier	
Dibromofluoromethane (Surr)	103		70 - 130
1,2-Dichloroethane-d4 (Surr)	92		70 - 130
Toluene-d8 (Surr)	101		70 - 130

Method: 8015B GRO LL - Gasoline Range Organics - (GC)

Lab Sample ID: MB 490-581725/8
Matrix: Water
Analysis Batch: 581725

Client Sample ID: Method Blank
Prep Type: Total/NA

Analyte	MB Result	MB Qualifier	RL	MDL	Unit	D	Prepared	Analyzed	Dil Fac
Gasoline Range Organics [C6 - C10]	ND		20.0		ug/L			03/19/19 17:00	1

Surrogate	MB %Recovery	MB Qualifier	Limits	Prepared	Analyzed	Dil Fac
a,a,a-Trifluorotoluene	102		50 - 150		03/19/19 17:00	1

Lab Sample ID: LCS 490-581725/5
Matrix: Water
Analysis Batch: 581725

Client Sample ID: Lab Control Sample
Prep Type: Total/NA

Analyte	Spike Added	LCS Result	LCS Qualifier	Unit	D	%Rec	%Rec. Limits
Gasoline Range Organics [C6 - C10]	1000	1177		ug/L		118	66 - 140

Surrogate	LCS %Recovery	LCS Qualifier	Limits
a,a,a-Trifluorotoluene	94		50 - 150

Lab Sample ID: LCSD 490-581725/6
Matrix: Water
Analysis Batch: 581725

Client Sample ID: Lab Control Sample Dup
Prep Type: Total/NA

Analyte	Spike Added	LCSD Result	LCSD Qualifier	Unit	D	%Rec	%Rec. Limits	RPD	Limit
Gasoline Range Organics [C6 - C10]	1000	1173		ug/L		117	66 - 140	0	42

Surrogate	LCSD %Recovery	LCSD Qualifier	Limits
a,a,a-Trifluorotoluene	92		50 - 150

QC Association Summary

Client: AECOM
 Project/Site: 7-11 No 22281 (MD)

TestAmerica Job ID: 490-170344-1
 SDG: Fallston, MD

GC/MS VOA

Analysis Batch: 581606

Lab Sample ID	Client Sample ID	Prep Type	Matrix	Method	Prep Batch
490-170344-1	MW-1A	Total/NA	Water	8260B	
490-170344-2	MW-4A	Total/NA	Water	8260B	
490-170344-3	MW-4B	Total/NA	Water	8260B	
490-170344-4	MW-5	Total/NA	Water	8260B	
490-170344-5	MW-6	Total/NA	Water	8260B	
490-170344-6	MW-7	Total/NA	Water	8260B	
490-170344-7	MW-8A	Total/NA	Water	8260B	
490-170344-8	MW-8B	Total/NA	Water	8260B	
490-170344-9	MW-8C	Total/NA	Water	8260B	
490-170344-10	MW-9	Total/NA	Water	8260B	
490-170344-11	MW-10	Total/NA	Water	8260B	
490-170344-12	MW-11	Total/NA	Water	8260B	
490-170344-13	MW-12	Total/NA	Water	8260B	
490-170344-14	MW-13	Total/NA	Water	8260B	
490-170344-15	HW-3	Total/NA	Water	8260B	
MB 490-581606/7	Method Blank	Total/NA	Water	8260B	
LCS 490-581606/3	Lab Control Sample	Total/NA	Water	8260B	
LCSD 490-581606/4	Lab Control Sample Dup	Total/NA	Water	8260B	
490-170303-B-1 MS	Matrix Spike	Total/NA	Water	8260B	
490-170303-C-1 MSD	Matrix Spike Duplicate	Total/NA	Water	8260B	

GC VOA

Analysis Batch: 581725

Lab Sample ID	Client Sample ID	Prep Type	Matrix	Method	Prep Batch
490-170344-1	MW-1A	Total/NA	Water	8015B GRO LL	
490-170344-2	MW-4A	Total/NA	Water	8015B GRO LL	
490-170344-3	MW-4B	Total/NA	Water	8015B GRO LL	
490-170344-4	MW-5	Total/NA	Water	8015B GRO LL	
490-170344-5	MW-6	Total/NA	Water	8015B GRO LL	
490-170344-6	MW-7	Total/NA	Water	8015B GRO LL	
490-170344-7	MW-8A	Total/NA	Water	8015B GRO LL	
490-170344-8	MW-8B	Total/NA	Water	8015B GRO LL	
490-170344-9	MW-8C	Total/NA	Water	8015B GRO LL	
490-170344-10	MW-9	Total/NA	Water	8015B GRO LL	
490-170344-11	MW-10	Total/NA	Water	8015B GRO LL	
490-170344-12	MW-11	Total/NA	Water	8015B GRO LL	
490-170344-13	MW-12	Total/NA	Water	8015B GRO LL	
490-170344-14	MW-13	Total/NA	Water	8015B GRO LL	
490-170344-15	HW-3	Total/NA	Water	8015B GRO LL	
MB 490-581725/8	Method Blank	Total/NA	Water	8015B GRO LL	
LCS 490-581725/5	Lab Control Sample	Total/NA	Water	8015B GRO LL	
LCSD 490-581725/6	Lab Control Sample Dup	Total/NA	Water	8015B GRO LL	

Lab Chronicle

Client: AECOM
Project/Site: 7-11 No 22281 (MD)

TestAmerica Job ID: 490-170344-1
SDG: Fallston, MD

Client Sample ID: MW-1A
Date Collected: 03/14/19 14:25
Date Received: 03/16/19 09:40

Lab Sample ID: 490-170344-1
Matrix: Water

Prep Type	Batch Type	Batch Method	Run	Dil Factor	Initial Amount	Final Amount	Batch Number	Prepared or Analyzed	Analyst	Lab
Total/NA	Analysis	8260B		1	10 mL	10 mL	581606	03/18/19 22:12	AK1	TAL NSH
Total/NA	Analysis	8015B GRO LL		1	5 mL	5 mL	581725	03/19/19 18:47	S1S	TAL NSH

Client Sample ID: MW-4A
Date Collected: 03/14/19 16:25
Date Received: 03/16/19 09:40

Lab Sample ID: 490-170344-2
Matrix: Water

Prep Type	Batch Type	Batch Method	Run	Dil Factor	Initial Amount	Final Amount	Batch Number	Prepared or Analyzed	Analyst	Lab
Total/NA	Analysis	8260B		1	10 mL	10 mL	581606	03/18/19 19:01	AK1	TAL NSH
Total/NA	Analysis	8015B GRO LL		1	5 mL	5 mL	581725	03/19/19 19:22	S1S	TAL NSH

Client Sample ID: MW-4B
Date Collected: 03/14/19 16:00
Date Received: 03/16/19 09:40

Lab Sample ID: 490-170344-3
Matrix: Water

Prep Type	Batch Type	Batch Method	Run	Dil Factor	Initial Amount	Final Amount	Batch Number	Prepared or Analyzed	Analyst	Lab
Total/NA	Analysis	8260B		1	10 mL	10 mL	581606	03/18/19 15:50	AK1	TAL NSH
Total/NA	Analysis	8015B GRO LL		1	5 mL	5 mL	581725	03/19/19 19:57	S1S	TAL NSH

Client Sample ID: MW-5
Date Collected: 03/14/19 15:55
Date Received: 03/16/19 09:40

Lab Sample ID: 490-170344-4
Matrix: Water

Prep Type	Batch Type	Batch Method	Run	Dil Factor	Initial Amount	Final Amount	Batch Number	Prepared or Analyzed	Analyst	Lab
Total/NA	Analysis	8260B		1	10 mL	10 mL	581606	03/18/19 18:06	AK1	TAL NSH
Total/NA	Analysis	8015B GRO LL		1	5 mL	5 mL	581725	03/19/19 20:32	S1S	TAL NSH

Client Sample ID: MW-6
Date Collected: 03/14/19 17:15
Date Received: 03/16/19 09:40

Lab Sample ID: 490-170344-5
Matrix: Water

Prep Type	Batch Type	Batch Method	Run	Dil Factor	Initial Amount	Final Amount	Batch Number	Prepared or Analyzed	Analyst	Lab
Total/NA	Analysis	8260B		1	10 mL	10 mL	581606	03/18/19 21:17	AK1	TAL NSH
Total/NA	Analysis	8015B GRO LL		1	5 mL	5 mL	581725	03/19/19 21:07	S1S	TAL NSH

Client Sample ID: MW-7
Date Collected: 03/14/19 16:20
Date Received: 03/16/19 09:40

Lab Sample ID: 490-170344-6
Matrix: Water

Prep Type	Batch Type	Batch Method	Run	Dil Factor	Initial Amount	Final Amount	Batch Number	Prepared or Analyzed	Analyst	Lab
Total/NA	Analysis	8260B		1	10 mL	10 mL	581606	03/18/19 18:34	AK1	TAL NSH

TestAmerica Nashville

Lab Chronicle

Client: AECOM
Project/Site: 7-11 No 22281 (MD)

TestAmerica Job ID: 490-170344-1
SDG: Fallston, MD

Client Sample ID: MW-7

Date Collected: 03/14/19 16:20
Date Received: 03/16/19 09:40

Lab Sample ID: 490-170344-6

Matrix: Water

Prep Type	Batch Type	Batch Method	Run	Dil Factor	Initial Amount	Final Amount	Batch Number	Prepared or Analyzed	Analyst	Lab
Total/NA	Analysis	8015B GRO LL		1	5 mL	5 mL	581725	03/19/19 21:42	S1S	TAL NSH

Client Sample ID: MW-8A

Date Collected: 03/14/19 11:10
Date Received: 03/16/19 09:40

Lab Sample ID: 490-170344-7

Matrix: Water

Prep Type	Batch Type	Batch Method	Run	Dil Factor	Initial Amount	Final Amount	Batch Number	Prepared or Analyzed	Analyst	Lab
Total/NA	Analysis	8260B		1	10 mL	10 mL	581606	03/18/19 21:45	AK1	TAL NSH
Total/NA	Analysis	8015B GRO LL		1	5 mL	5 mL	581725	03/19/19 22:17	S1S	TAL NSH

Client Sample ID: MW-8B

Date Collected: 03/14/19 12:15
Date Received: 03/16/19 09:40

Lab Sample ID: 490-170344-8

Matrix: Water

Prep Type	Batch Type	Batch Method	Run	Dil Factor	Initial Amount	Final Amount	Batch Number	Prepared or Analyzed	Analyst	Lab
Total/NA	Analysis	8260B		1	10 mL	10 mL	581606	03/18/19 16:17	AK1	TAL NSH
Total/NA	Analysis	8015B GRO LL		1	5 mL	5 mL	581725	03/19/19 22:52	S1S	TAL NSH

Client Sample ID: MW-8C

Date Collected: 03/14/19 13:40
Date Received: 03/16/19 09:40

Lab Sample ID: 490-170344-9

Matrix: Water

Prep Type	Batch Type	Batch Method	Run	Dil Factor	Initial Amount	Final Amount	Batch Number	Prepared or Analyzed	Analyst	Lab
Total/NA	Analysis	8260B		1	10 mL	10 mL	581606	03/18/19 16:45	AK1	TAL NSH
Total/NA	Analysis	8015B GRO LL		1	5 mL	5 mL	581725	03/19/19 23:26	S1S	TAL NSH

Client Sample ID: MW-9

Date Collected: 03/14/19 16:55
Date Received: 03/16/19 09:40

Lab Sample ID: 490-170344-10

Matrix: Water

Prep Type	Batch Type	Batch Method	Run	Dil Factor	Initial Amount	Final Amount	Batch Number	Prepared or Analyzed	Analyst	Lab
Total/NA	Analysis	8260B		1	10 mL	10 mL	581606	03/18/19 17:12	AK1	TAL NSH
Total/NA	Analysis	8015B GRO LL		1	5 mL	5 mL	581725	03/20/19 00:01	S1S	TAL NSH

Client Sample ID: MW-10

Date Collected: 03/14/19 17:20
Date Received: 03/16/19 09:40

Lab Sample ID: 490-170344-11

Matrix: Water

Prep Type	Batch Type	Batch Method	Run	Dil Factor	Initial Amount	Final Amount	Batch Number	Prepared or Analyzed	Analyst	Lab
Total/NA	Analysis	8260B		1	10 mL	10 mL	581606	03/18/19 19:55	AK1	TAL NSH
Total/NA	Analysis	8015B GRO LL		1	5 mL	5 mL	581725	03/20/19 00:36	S1S	TAL NSH

TestAmerica Nashville

Lab Chronicle

Client: AECOM
Project/Site: 7-11 No 22281 (MD)

TestAmerica Job ID: 490-170344-1
SDG: Fallston, MD

Client Sample ID: MW-11

Date Collected: 03/14/19 14:40
Date Received: 03/16/19 09:40

Lab Sample ID: 490-170344-12

Matrix: Water

Prep Type	Batch Type	Batch Method	Run	Dil Factor	Initial Amount	Final Amount	Batch Number	Prepared or Analyzed	Analyst	Lab
Total/NA	Analysis	8260B		1	10 mL	10 mL	581606	03/18/19 20:23	AK1	TAL NSH
Total/NA	Analysis	8015B GRO LL		1	5 mL	5 mL	581725	03/20/19 01:11	S1S	TAL NSH

Client Sample ID: MW-12

Date Collected: 03/14/19 15:30
Date Received: 03/16/19 09:40

Lab Sample ID: 490-170344-13

Matrix: Water

Prep Type	Batch Type	Batch Method	Run	Dil Factor	Initial Amount	Final Amount	Batch Number	Prepared or Analyzed	Analyst	Lab
Total/NA	Analysis	8260B		1	10 mL	10 mL	581606	03/18/19 19:28	AK1	TAL NSH
Total/NA	Analysis	8015B GRO LL		1	5 mL	5 mL	581725	03/20/19 01:45	S1S	TAL NSH

Client Sample ID: MW-13

Date Collected: 03/14/19 15:54
Date Received: 03/16/19 09:40

Lab Sample ID: 490-170344-14

Matrix: Water

Prep Type	Batch Type	Batch Method	Run	Dil Factor	Initial Amount	Final Amount	Batch Number	Prepared or Analyzed	Analyst	Lab
Total/NA	Analysis	8260B		1	10 mL	10 mL	581606	03/18/19 17:39	AK1	TAL NSH
Total/NA	Analysis	8015B GRO LL		1	5 mL	5 mL	581725	03/20/19 02:20	S1S	TAL NSH

Client Sample ID: HW-3

Date Collected: 03/14/19 17:05
Date Received: 03/16/19 09:40

Lab Sample ID: 490-170344-15

Matrix: Water

Prep Type	Batch Type	Batch Method	Run	Dil Factor	Initial Amount	Final Amount	Batch Number	Prepared or Analyzed	Analyst	Lab
Total/NA	Analysis	8260B		1	10 mL	10 mL	581606	03/18/19 20:50	AK1	TAL NSH
Total/NA	Analysis	8015B GRO LL		1	5 mL	5 mL	581725	03/20/19 02:55	S1S	TAL NSH

Laboratory References:

TAL NSH = TestAmerica Nashville, 2960 Foster Creighton Drive, Nashville, TN 37204, TEL (615)726-0177

Method Summary

Client: AECOM
Project/Site: 7-11 No 22281 (MD)

TestAmerica Job ID: 490-170344-1
SDG: Fallston, MD

Method	Method Description	Protocol	Laboratory
8260B	Volatile Organic Compounds (GC/MS)	SW846	TAL NSH
8015B GRO LL	Gasoline Range Organics - (GC)	SW846	TAL NSH
5030B	Purge and Trap	SW846	TAL NSH

Protocol References:

SW846 = "Test Methods For Evaluating Solid Waste, Physical/Chemical Methods", Third Edition, November 1986 And Its Updates.

Laboratory References:

TAL NSH = TestAmerica Nashville, 2960 Foster Creighton Drive, Nashville, TN 37204, TEL (615)726-0177



Accreditation/Certification Summary

Client: AECOM
Project/Site: 7-11 No 22281 (MD)

TestAmerica Job ID: 490-170344-1
SDG: Fallston, MD

Laboratory: TestAmerica Nashville

All accreditations/certifications held by this laboratory are listed. Not all accreditations/certifications are applicable to this report.

Authority	Program	EPA Region	Identification Number	Expiration Date
A2LA	ISO/IEC 17025		0453.07	12-31-19
Alaska (UST)	State Program	10	UST-087	06-30-19
Arizona	State Program	9	AZ0473	05-05-19
Arkansas DEQ	State Program	6	88-0737	04-25-19
California	State Program	9	2938	06-30-19
Connecticut	State Program	1	PH-0220	12-31-19
Florida	NELAP	4	E87358	06-30-19
Georgia	State Program	4	NA: NELAP & A2LA	12-31-19
Illinois	NELAP	5	200010	12-09-18 *
Iowa	State Program	7	131	04-01-20
Kansas	NELAP	7	E-10229	10-31-19
Kentucky (UST)	State Program	4	19	06-30-19
Kentucky (WW)	State Program	4	90038	12-31-19
Louisiana	NELAP	6	30613	06-30-19
Maine	State Program	1	TN00032	11-03-19
Maryland	State Program	3	316	03-31-19
Massachusetts	State Program	1	M-TN032	06-30-19
Minnesota	NELAP	5	047-999-345	12-31-19
Mississippi	State Program	4	N/A	06-30-19
Nevada	State Program	9	TN00032	07-31-19
New Hampshire	NELAP	1	2963	10-09-19
New Jersey	NELAP	2	TN965	06-30-19
New York	NELAP	2	11342	03-31-19
North Carolina (WW/SW)	State Program	4	387	12-31-19
North Dakota	State Program	8	R-146	06-30-19
Ohio VAP	State Program	5	CL0033	07-06-19
Oklahoma	State Program	6	9412	08-31-19
Oregon	NELAP	10	TN200001	04-26-19
Pennsylvania	NELAP	3	68-00585	07-31-19
Rhode Island	State Program	1	LAO00268	12-30-19
South Carolina	State Program	4	84009 (001)	02-28-19 *
Tennessee	State Program	4	2008	02-23-20
Texas	NELAP	6	T104704077	08-31-19
USDA	Federal		P330-13-00306	12-01-19
Utah	NELAP	8	TN00032	07-31-19
Virginia	NELAP	3	460152	06-14-19
Washington	State Program	10	C789	07-19-19
West Virginia DEP	State Program	3	219	02-28-19 *
Wisconsin	State Program	5	998020430	08-31-19
Wyoming (UST)	A2LA	8	453.07	12-31-19

* Accreditation/Certification renewal pending - accreditation/certification considered valid.

COOLER RECEIPT FORM



490-170344 Chain of Custody

Cooler Received/Opened On 03-16-2019 @ 09:40

Time Samples Removed From Cooler 16:14 Time Samples Placed In Storage 16:20 (2 Hour Window)

1. Tracking # 4661 (last 4 digits, FedEx) Courier: FedEx
IR Gun ID 31470368 pH Strip Lot N/A Chlorine Strip Lot N/A

2. Temperature of rep. sample or temp blank when opened: 0.2 Degrees Celsius

3. If Item #2 temperature is 0°C or less, was the representative sample or temp blank frozen? YES NO NA

4. Were custody seals on outside of cooler? YES...NO...NA YES

If yes, how many and where: 1 (front)

5. Were the seals intact, signed, and dated correctly? YES...NO...NA YES

6. Were custody papers inside cooler? YES...NO...NA YES

I certify that I opened the cooler and answered questions 1-6 (initial) OKD

7. Were custody seals on containers: YES NO and intact YES...NO...NA NO

Were these signed and dated correctly? YES...NO...NA NO

8. Packing mat'l used? Bubblewrap Plastic bag Peanuts Vermiculite Foam Insert Paper Other None

9. Cooling process: ICE Ice-pack Ice (direct contact) Dry ice Other None

10. Did all containers arrive in good condition (unbroken)? YES...NO...NA YES

11. Were all container labels complete (#, date, signed, pres., etc)? YES...NO...NA YES

12. Did all container labels and tags agree with custody papers? YES...NO...NA YES

13a. Were VOA vials received? YES...NO...NA YES

b. Was there any observable headspace present in any VOA vial? YES NO...NA



14. Was there a Trip Blank in this cooler? YES...NO...NA If multiple coolers, sequence # _____

I certify that I unloaded the cooler and answered questions 7-14 (initial) [Signature]

15a. On pres'd bottles, did pH test strips suggest preservation reached the correct pH level? YES...NO...NA

b. Did the bottle labels indicate that the correct preservatives were used YES...NO...NA YES

16. Was residual chlorine present? YES...NO...NA

I certify that I checked for chlorine and pH as per SOP and answered questions 15-16 (initial) [Signature]

17. Were custody papers properly filled out (ink, signed, etc)? YES...NO...NA YES

18. Did you sign the custody papers in the appropriate place? YES...NO...NA YES

19. Were correct containers used for the analysis requested? YES...NO...NA YES

20. Was sufficient amount of sample sent in each container? YES...NO...NA YES

I certify that I entered this project into LIMS and answered questions 17-20 (initial) [Signature]

I certify that I attached a label with the unique LIMS number to each container (initial) [Signature]

21. Were there Non-Conformance issues at login? YES...NO Was a NCM generated? YES...NO...# _____

TestAmerica Nashville
 2960 Foster Creighton Drive
 Nashville, TN 37204
 Phone (615) 726-0177 Fax (615) 726-3404

Chain of Custody Record

Baltimore

TestAmerica
 THE LEADER IN ENVIRONMENTAL SERVICES

Client Information
 Client Contact: Ms. Rachael Allen
 Company: AECOM
 Address: 8000 Virginia Manor Road, Suite 110
 City: Beltsville
 State, Zip: MD, 20705
 Phone: 301-289-3802 (Tel) 301-289-3901 (Fax)
 Email: Rachael.Allen@aecom.com
 Project #: 7-11 No 22281 (MD)
 Sites: 7-11 Fallston, MD

Sampler: M. Parsons
Phone: 443-280-2673
Lab P/N: Huckaba, Jennifer
E-Mail: jennifer.huckaba@testamericainc.com

Lab P/N: Huckaba, Jennifer
E-Mail: jennifer.huckaba@testamericainc.com

Due Date Requested: TAT Requested (days): STD

PO #: WO312146
WO #:
Project #: 49008468 (ENFOS)
ISSOW#:

Sample Identification	Sample Date	Sample Time	Sample Type (C=comp, G=grab)	Matrix (W=water, S=solid, O=soil, B=biota, A=air)	Field Filtered Sample (Yes or No)	8260B - (MD) Standard 8260 List + Oxygenates	8015C, GRC - Standard GRC Range (Ce-C10)	Total Number of Containers	Special Instructions/Note:
MW 1a	3/14/19	1425	G	Water	N			0	
MW 4A		1625		Water	S			6	Loc: 490
MW 4B		1600		Water	S			6	170344
MW 5		1555		Water	S			6	
MW 6		1715		Water	S			6	
MW 7		1620		Water	S			6	
MW 8A		1110		Water	S			6	
MW 8B		1215		Water	S			6	
MW 8C		1340		Water	S			6	
MW 9		1655		Water	S			6	
MW 10		1720		Water	S			6	

Possible Hazard Identification
 Non-Hazard Flammable Skin Irritant Poison B Unknown Radiological

Deliverable Requested: I, II, III, IV, Other (specify) 7-11/AECOM ERR

Empty Kit Relinquished by: Date: 3/15/19 0715 Company: AECOM
 Relinquished by: M. Parsons
 Relinquished by: JH Date/Time: 3/15/19 1700 Company: TA
 Relinquished by: Date/Time: Company:

Sample Disposal (A fee may be assessed if samples are retained longer than 1 month)
 Return To Client Disposal By Lab Archive For Months

Special Instructions/QC Requirements:

Method of Shipment: Date/Time: 3/15/19 1100 Company: TA
 Received by: JH
 Date/Time: 3/16/19 940 Company: TA-NAS
 Received by: JH
 Date/Time: Company:

Cooler Temperature(s) °C and Other Remarks: 0.2

Ver: 08/04/2016



TestAmerica Nashville
 2960 Foster Creighton Drive
 Nashville, TN 37204
 Phone (615) 726-0177 Fax (615) 726-3404

Baltimore Chain of Custody Record #201

TestAmerica
 THE LEADER IN ENVIRONMENTAL TESTING

Client Information Client Contact: Ms. Rachael Allen Company: AECOM Address: 8000 Virginia Manor Road Suite 110 City: Beltsville State: MD, Zip: 20705 Phone: 301-289-3802(Tel) 301-289-3901(Fax) Email: Rachael.Allen@aecom.com Project Name: 7-11 No 22281 (MD) Site: 7-11 Fallston, MD 2 COCs for one Sample event.		Sampler: M. Parsons Lab P/N: Huckaba, Jennifer E-Mail: jennifer.huckaba@testamericainc.com Phone: 443-260-2673 Company: AECOM		Carrier Tracking No(s): 490-78331-23468.1 Page: 2 of 2 Job #: 0014763	
Due Date Requested: TAT Requested (days): 5 PO #: WO312146 WO #: 49008458 (ENFOS) SOW#:		Analysis Requested 8260B - (MOD) Standard 8260 List + Oxygenates 8015C, GRO - Standard GRO Range (C6-C10) Field Filtered Sample (Yes or No) <input checked="" type="checkbox"/> Yes <input type="checkbox"/> No Method MS/MSD (Yes or No) <input checked="" type="checkbox"/> Yes <input type="checkbox"/> No 8260B - (MOD) Standard 8260 List + Oxygenates 8015C, GRO - Standard GRO Range (C6-C10)			
Sample Identification MW 11 MW 12 MW 13 HW 3		Sample Date 3/4/19 3/15/19 3/15/19 3/15/19		Sample Time 1440 1530 1554 1705	
Sample Type (C=Comp, G=grab) G G G G		Matrix (Water, Solid, Other) Water Water Water Water		Special Instructions/Note: Loc: 490 170344	
Possible Hazard Identification <input type="checkbox"/> Non-Hazard <input type="checkbox"/> Flammable <input type="checkbox"/> Skin Irritant <input type="checkbox"/> Poison B <input type="checkbox"/> Unknown <input type="checkbox"/> Radiological		Sample Disposal (A fee may be assessed if samples are retained longer than 1 month) <input type="checkbox"/> Return To Client <input type="checkbox"/> Disposal By Lab <input type="checkbox"/> Archive For _____ Months			
Deliverable Requested: I, II, III, IV, Other (specify) 7-11/AECOM EDD		Special Instructions/QC Requirements:			
Empty Kit Relinquished by: M. Parsons		Method of Shipment:			
Relinquished by: M. Parsons		Date: 3/15/19 0715		Date/Time: 3/15/19 1100	
Relinquished by: RA		Date/Time: 3/15/19 1700		Date/Time: 3/16/19 9:40	
Relinquished by: RA		Date/Time:		Date/Time:	
Custody Seal Intact: <input type="checkbox"/> Yes <input type="checkbox"/> No		Cooler Temperature(s) °C and Other Remarks: 0.2			



FOUNTAIN VALLEY ANALYTICAL LABORATORY, INC.

1413 Old Taneytown Rd. Westminster, MD (410) 848-1014 (410) 876-4554 FAX (410) 848-0298

REPORT OF ANALYSIS

Laboratory ID #: 128814 Account #: 3705
Reference: 7-Eleven Store #22281 Company: Sadler Enterprises
Location: 2400 Pleasantville Road Requested By: Howard Sadler
Fallston, MD 21047 Source: Well Water
Date/ Time Collected: 3/1/2019 1118 Site: Hand Sink in Back Room
Date/Time Rec'd: 3/1/2019 1510 Treatment: *
Chlorine ppm: Free: ND Total: ND pH: 6.5
Collected By: R. Ott 4269RO Well #: HA-73-6355

PARAMETERS	RESULTS	UNITS	REFERENCE	METHOD	DATE/TIME/ANALYST
Bacteria, Coliform, Total, MPN	<1.0	MPN/ 100 ml	<1.0	SM20 9223B	3/2/2019 / 1015 / CCH
Bacteria, E. coli, MPN	<1.0	MPN/ 100 ml	<1.0	SM20 9223B	3/2/2019 / 1015 / CCH

NOTES

- 1 MPN/ 100 ml = Most Probable Number [of viable bacteria] per 100 ml of sample.
- 2 Results less than or within the reference range are considered satisfactory and within potable water limits at the time of sampling.
- 3 ND:None Detected; pH & chlorine tested on site
- 4 Visual well check: Sealed, vented cap
- 5 *Sample Collected After Soda Ash/ Carbon Tanks/ UV Light/ Sediment Filter

Reason for Test : HaCHD

Date Reported: 3/5/2019

Reviewed By: _____



VOLATILE ORGANIC WATER ANALYSIS REPORT

LAB ID #	128815
-----------------	---------------

Location:	7-Eleven Store #22281 2400 Pleasantville Road Fallston, MD 21047	Work Order #:	92783
Date & Time Collected:	3/1/19 1112	Requested by:	Howard Sadler
Collected by:	R. Ott 4269RO	Source:	Well
		Site:	Hand Sink in Back Room
		Treatment:	Sample Collected After Soda Ash/ Carbon Tanks/ UV Light/ Sediment Filter

CONTAMINANT	EPA CONT ID	MCL (PPB)	ACTUAL LEVEL	CONTAMINANT	EPA CONT ID	ACTUAL LEVEL
REGULATED				UNREGULATED		
Benzene	2990	5	ND	Bromobenzene	2993	ND
Carbon tetrachloride	2982	5	ND	Bromochloromethane	2430	ND
1,2-Dichlorobenzene	2968	600	ND	Bromomethane	2214	ND
1,4-Dichlorobenzene	2969	75	ND	n-Butylbenzene	2422	ND
1,2-Dichloroethane	2980	5	ND	sec-Butylbenzene	2428	ND
1,1-Dichloroethene	2977	7	ND	tert-Butylbenzene	2426	ND
cis-1,2-Dichloroethene	2380	70	ND	Chloroethane	2216	ND
trans-1,2-Dichloroethene	2979	100	ND	2-Chlorotoluene	2965	ND
Methylene chloride	2964	5	ND	4-Chlorotoluene	2966	ND
1,2-Dichloropropane	2983	5	ND	1,3-Dichlorobenzene	2967	ND
Ethylbenzene	2992	700	ND	1,1 -Dichloroethane	2978	ND
Chlorobenzene	2989	100	ND	1,3-Dichloropropane	2412	ND
Styrene	2996	100	ND	2,2-Dichloropropane	2416	ND
Tetrachloroethene (PCE)	2987	5	ND	1,1 -Dichloropropene	2410	ND
Toluene	2991	1000	ND	cis-1,3-Dichloropropene	2413	ND
1,2,4-Trichlorobenzene	2378	70	ND	trans-1,3-Dichloropropene	2413	ND
1,1,1-Trichloroethane	2981	200	ND	Dichlorodifluoromethane	2212	ND
1,1,2-Trichloroethane	2985	5	ND	o-Xylene	2997	ND
Trichloroethene (TCE)	2984	5	ND	Isopropylbenzene	2994	ND
Vinyl Chloride	2976	2	ND	p-Isopropyltoluene	2030	ND
Total Xylenes	2955	10000	ND	Methyl t-butyl ether (MTBE)	2251	ND
				Naphthalene	2248	ND
TRihalOMETHANES				n-Propylbenzene	2998	ND
Bromodichloromethane	2943		ND	1,1,1,2-Tetrachloroethane	2986	ND
Bromoform	2942		ND	1,1 2,2-Tetrachloroethane	2988	ND
Chloroform	2941		ND	1,2,3-Trichlorobenzene	2420	ND
Dibromochloromethane	2944		ND	Trichlorofluoromethane	2218	ND
				1,2,3-Trichloropropane	2414	ND
ADDITIONAL OXYGENATES				1,2,4-Trimethylbenzene	2418	ND
tert-Butanol (TBA)			ND	1,3,5-Trimethylbenzene	2424	ND
Ethyl t-butyl ether (ETBE)			ND	m&p-Xylene	2995	ND
Diisopropyl ether (DIPE)			ND			
tert-Amyl methyl ether (TAME)			ND	ADDITIONAL COMPOUNDS		
tert-Amyl alcohol (TAA)			ND	Chloromethane		ND
tert-Amyl ethyl ether (TAEE)			ND	1,2-Dibromo-3-chloropropane		ND
				1,2-Dibromomethane		ND
				Dibromomethane		ND

NOTES:

- 1) MCL: Maximum Contaminant Level
- 2) Detection limit: 0.5 PPB (except for m&p-Xylene: 1 PPB; Total Xylenes 1.5 PPB; TBA & TAA: 5 PPB)
- 3) ND: None Detected
- 4) PPB: Parts Per Billion (micrograms per liter)
- 5) Sub-contracted to Lab #320, method EPA 524.2, Date Analyzed: 3/8/19; Tech: GFH

Date Reported: 3/12/19

Reviewed By: _____



FOUNTAIN VALLEY ANALYTICAL LABORATORY, INC.

1413 Old Taneytown Rd. Westminster, MD (410) 848-1014 (410) 876-4554 FAX (410) 848-0298

REPORT OF ANALYSIS

Laboratory ID #: 128818 Account #: 3705
Reference: 7-Eleven Store #22281 Company: Sadler Enterprises
Location: 2400 Pleasantville Road Requested By: Howard Sadler
Fallston, MD 21047 Source: Well Water
Date/ Time Collected: 3/1/2019 1135 Site: Mid Treatment Tap #2
Date/Time Rec'd: 3/1/2019 1510 Treatment: *
Chlorine ppm: Free: ND Total: ND pH: 6.9
Collected By: R. Ott 4269RO Well #: HA-73-6355

PARAMETERS	RESULTS	UNITS	REFERENCE	METHOD	DATE/TIME/ANALYST
Bacteria, Coliform, Total, MPN	<1.0	MPN/ 100 ml	<1.0	SM20 9223B	3/2/2019 / 1015 / CCH
Bacteria, E. coli, MPN	<1.0	MPN/ 100 ml	<1.0	SM20 9223B	3/2/2019 / 1015 / CCH

NOTES

- 1 MPN/ 100 ml = Most Probable Number [of viable bacteria] per 100 ml of sample.
- 2 Results less than or within the reference range are considered satisfactory and within potable water limits at the time of sampling.
- 3 ND:None Detected; pH & chlorine tested on site
- 4 Visual well check: Sealed, vented cap
- 5 *Collected After Soda Ash Injector/1st & 2nd Carbon Tank, prior to UV Light/ Sed. Filter/ 3rd Carbon

Reason for Test : HaCHD

Date Reported: 3/5/2019

Reviewed By: _____



VOLATILE ORGANIC WATER ANALYSIS REPORT

LAB ID # 128817


Location:	7-Eleven Store #22281 2400 Pleasantville Road Fallston, MD 21047	Work Order #:	92769
Date & Time Collected:	3/1/19 1123	Requested by:	Howard Sadler
Collected by:	R. Ott 4269RO	Source:	Well
		Site:	Mid Treatment Tap #2
		Treatment:	Collected After Soda Ash Injector/1 st & 2nd Carbon Tank, prior to UV/Sed.Filter/3 rd Carbon Tank

CONTAMINANT	EPA CONT ID	MCL (PPB)	ACTUAL LEVEL	CONTAMINANT	EPA CONT ID	ACTUAL LEVEL
REGULATED				UNREGULATED		
Benzene	2990	5	ND	Bromobenzene	2993	ND
Carbon tetrachloride	2982	5	ND	Bromochloromethane	2430	ND
1,2-Dichlorobenzene	2968	600	ND	Bromomethane	2214	ND
1,4-Dichlorobenzene	2969	75	ND	n-Butylbenzene	2422	ND
1,2-Dichloroethane	2980	5	ND	sec-Butylbenzene	2428	ND
1,1-Dichloroethene	2977	7	ND	tert-Butylbenzene	2426	ND
cis-1,2-Dichloroethene	2380	70	ND	Chloroethane	2216	ND
trans-1,2-Dichloroethene	2979	100	ND	2-Chlorotoluene	2965	ND
Methylene chloride	2964	5	ND	4-Chlorotoluene	2966	ND
1,2-Dichloropropane	2983	5	ND	1,3-Dichlorobenzene	2967	ND
Ethylbenzene	2992	700	ND	1,1 -Dichloroethane	2978	ND
Chlorobenzene	2989	100	ND	1,3-Dichloropropane	2412	ND
Styrene	2996	100	ND	2,2-Dichloropropane	2416	ND
Tetrachloroethene (PCE)	2987	5	ND	1,1 -Dichloropropene	2410	ND
Toluene	2991	1000	ND	cis-1,3-Dichloropropene	2413	ND
1,2,4-Trichlorobenzene	2378	70	ND	trans-1,3-Dichloropropene	2413	ND
1,1,1-Trichloroethane	2981	200	ND	Dichlorodifluoromethane	2212	ND
1,1,2-Trichloroethane	2985	5	ND	o-Xylene	2997	ND
Trichloroethene (TCE)	2984	5	ND	Isopropylbenzene	2994	ND
Vinyl Chloride	2976	2	ND	p-Isopropyltoluene	2030	ND
Total Xylenes	2955	10000	ND	Methyl t-butyl ether (MTBE)	2251	ND
				Naphthalene	2248	ND
				n-Propylbenzene	2998	ND
TRihalOMETHANES				1,1,1,2-Tetrachloroethane	2986	ND
Bromodichloromethane	2943		ND	1,1 2,2-Tetrachloroethane	2988	ND
Bromoform	2942		ND	1,2,3-Trichlorobenzene	2420	ND
Chloroform	2941		ND	Trichlorofluoromethane	2218	ND
Dibromochloromethane	2944		ND	1,2,3-Trichloropropane	2414	ND
				1,2,4-Trimethylbenzene	2418	ND
ADDITIONAL OXYGENATES				1,3,5-Trimethylbenzene	2424	ND
tert-Butanol (TBA)			ND	m&p-Xylene	2995	ND
Ethyl t-butyl ether (ETBE)			ND			
Diisopropyl ether (DIPE)			ND	ADDITIONAL COMPOUNDS		
tert-Amyl methyl ether (TAME)			ND	Chloromethane		ND
tert-Amyl alcohol (TAA)			ND	1,2-Dibromo-3-chloropropane		ND
tert-Amyl ethyl ether (TAEE)			ND	1,2-Dibromomethane		ND
				Dibromomethane		ND

NOTES:

1. MCL: Maximum Contaminant Level
2. Detection limit: 0.5 PPB (except for m&p-Xylene: 1 PPB; Total Xylenes 1.5 PPB; TBA & TAA: 5 PPB)
3. ND: None Detected
4. PPB: Parts Per Billion (micrograms per liter)
5. Sub-contracted to Lab #320, method EPA 524.2, Date Analyzed: 3/8/19; Tech: GFH

Date Reported: 3/12/19

Reviewed By: 

FOUNTAIN VALLEY ANALYTICAL LABORATORY, INC.

1413 Old Taneytown Rd. Westminster, MD (410) 848-1014 (410) 876-4554 FAX (410) 848-0298

REPORT OF ANALYSIS

Laboratory ID #: 128816 Account #: 3705
Reference: 7-Eleven Store #22281 Company: Sadler Enterprises
Location: 2400 Pleasantville Road Requested By: Howard Sadler
Fallston, MD 21047 Source: Well Water
Date/ Time Collected: 3/1/2019 1148 Site: Mid Treatment Tap #1
Date/Time Rec'd: 3/1/2019 1510 Treatment: *
Chlorine ppm: Free: ND Total: ND pH: 6.8
Collected By: R. Ott 4269RO Well #: HA-73-6355

PARAMETERS	RESULTS	UNITS	REFERENCE	METHOD	DATE/TIME/ANALYST
Bacteria, Coliform, Total, MPN	<1.0	MPN/ 100 ml	<1.0	SM20 9223B	3/2/2019 / 1015 / CCH
Bacteria, E. coli, MPN	<1.0	MPN/ 100 ml	<1.0	SM20 9223B	3/2/2019 / 1015 / CCH

NOTES

- 1 MPN/ 100 ml = Most Probable Number [of viable bacteria] per 100 ml of sample.
- 2 Results less than or within the reference range are considered satisfactory and within potable water limits at the time of sampling.
- 3 ND:None Detected; pH & chlorine tested on site
- 4 Visual well check: Sealed, vented cap
- 5 *Collected After Soda Ash Injector/1st Carbon Tank, prior to UV Light/ Sed. Filter/ 2nd & 3rd Carbon

Reason for Test : HaCHD

Date Reported: 3/5/2019

Reviewed By: _____



VOLATILE ORGANIC WATER ANALYSIS REPORT

LAB ID # 128819

Location:	7-Eleven Store #22281 2400 Pleasantville Road Fallston, MD 21047	Work Order #:	92772
Date & Time Collected:	3/1/19 1139	Requested by:	Howard Sadler
Collected by:	R. Ott 4269RO	Source:	Well
		Site:	Mid Treatment Tap #1
		Treatment:	Collected After Soda Ash Injector/1st Carbon Tank, prior to UV Light/ Sed. Filter/ 2nd & 3rd Carbon Tanks

CONTAMINANT	EPA CONT ID	MCL (PPB)	ACTUAL LEVEL	CONTAMINANT	EPA CONT ID	ACTUAL LEVEL
REGULATED				UNREGULATED		
Benzene	2990	5	ND	Bromobenzene	2993	ND
Carbon tetrachloride	2982	5	ND	Bromochloromethane	2430	ND
1,2-Dichlorobenzene	2968	600	ND	Bromomethane	2214	ND
1,4-Dichlorobenzene	2969	75	ND	n-Butylbenzene	2422	ND
1,2-Dichloroethane	2980	5	ND	sec-Butylbenzene	2428	ND
1,1-Dichloroethene	2977	7	ND	tert-Butylbenzene	2426	ND
cis-1,2-Dichloroethene	2380	70	ND	Chloroethane	2216	ND
trans-1,2-Dichloroethene	2979	100	ND	2-Chlorotoluene	2965	ND
Methylene chloride	2964	5	ND	4-Chlorotoluene	2966	ND
1,2-Dichloropropane	2983	5	ND	1,3-Dichlorobenzene	2967	ND
Ethylbenzene	2992	700	ND	1,1 -Dichloroethane	2978	ND
Chlorobenzene	2989	100	ND	1,3-Dichloropropane	2412	ND
Styrene	2996	100	ND	2,2-Dichloropropane	2416	ND
Tetrachloroethene (PCE)	2987	5	ND	1,1 -Dichloropropene	2410	ND
Toluene	2991	1000	ND	cis-1,3-Dichloropropene	2413	ND
1,2,4-Trichlorobenzene	2378	70	ND	trans-1,3-Dichloropropene	2413	ND
1,1,1-Trichloroethane	2981	200	ND	Dichlorodifluoromethane	2212	ND
1,1,2-Trichloroethane	2985	5	ND	o-Xylene	2997	ND
Trichloroethene (TCE)	2984	5	ND	Isopropylbenzene	2994	ND
Vinyl Chloride	2976	2	ND	p-Isopropyltoluene	2030	ND
Total Xylenes	2955	10000	ND	Methyl t-butyl ether (MTBE)	2251	ND
				Naphthalene	2248	ND
				n-Propylbenzene	2998	ND
TRihalOMETHANES				1,1,1,2-Tetrachloroethane	2986	ND
Bromodichloromethane	2943		ND	1,1 2,2-Tetrachloroethane	2988	ND
Bromoform	2942		ND	1,2,3-Trichlorobenzene	2420	ND
Chloroform	2941		ND	Trichlorofluoromethane	2218	ND
Dibromochloromethane	2944		ND	1,2,3-Trichloropropane	2414	ND
				1,2,4-Trimethylbenzene	2418	ND
ADDITIONAL OXYGENATES				1,3,5-Trimethylbenzene	2424	ND
tert-Butanol (TBA)			ND	m&p-Xylene	2995	ND
Ethyl t-butyl ether (ETBE)			ND			
Diisopropyl ether (DIPE)			ND	ADDITIONAL COMPOUNDS		
tert-Amyl methyl ether (TAME)			ND	Chloromethane		ND
tert-Amyl alcohol (TAA)			ND	1,2-Dibromo-3-chloropropane		ND
tert-Amyl ethyl ether (TAEE)			ND	1,2-Dibromomethane		ND
				Dibromomethane		ND

NOTES:

- MCL: Maximum Contaminant Level
- Detection limit: 0.5 PPB (except for m&p-Xylene: 1 PPB; Total Xylenes 1.5 PPB; TBA & TAA: 5 PPB)
- ND: None Detected
- PPB: Parts Per Billion (micrograms per liter)
- Sub-contracted to Lab #320, method EPA 524.2, Date Analyzed: 3/8/19; Tech: GFH

Date Reported: 3/12/19

Reviewed By: 

FOUNTAIN VALLEY ANALYTICAL LABORATORY, INC.

1413 Old Taneytown Rd. Westminster, MD (410) 848-1014 (410) 876-4554 FAX (410) 848-0298

REPORT OF ANALYSIS

Laboratory ID #: 128820 Account #: 3705
Reference: 7-Eleven Store #22281 Company: Sadler Enterprises
Location: 2400 Pleasantville Road Requested By: Howard Sadler
Fallston, MD 21047 Source: Well Water
Date/ Time Collected: 3/1/2019 1203 Site: Pre-Treatment Tap
Date/Time Rec'd: 3/1/2019 1510 Treatment: *
Chlorine ppm: Free: ND Total: ND pH: 6.6
Collected By: R. Ott 4269RO Well #: HA-73-6355

PARAMETERS	RESULTS	UNITS	REFERENCE	METHOD	DATE/TIME/ANALYST
Bacteria, Coliform, Total, MPN	<1.0	MPN/ 100 ml	<1.0	SM20 9223B	3/2/2019 / 1015 / CCH
Bacteria, E. coli, MPN	<1.0	MPN/ 100 ml	<1.0	SM20 9223B	3/2/2019 / 1015 / CCH

NOTES

- 1 MPN/ 100 ml = Most Probable Number [of viable bacteria] per 100 ml of sample.
- 2 Results less than or within the reference range are considered satisfactory and within potable water limits at the time of sampling.
- 3 ND:None Detected; pH & chlorine tested on site
- 4 Visual well check: Sealed, vented cap
- 5 *Sample Collected Prior to Carbon Tanks/ UV Light/ Sediment Filter, after Soda Ash Injector

Reason for Test : HaCHD

Date Reported: 3/5/2019

Reviewed By: 

FOUNTAIN VALLEY ANALYTICAL LABORATORY, INC.

1413 Old Taneytown Rd. • Westminster, MD 21158 • MD State Certification #133

(410) 848-1014 • (410) 876-4554 • FAX (410) 848-0298

VOLATILE ORGANIC WATER ANALYSIS REPORT

LAB ID #	128821
-----------------	---------------

Location: 7-Eleven Store #22281
2400 Pleasantville Road
Fallston, MD 21047

Date & Time Collected: 3/1/19 1152

Collected by: R. Ott 4269RO

Work Order #: 92774

Requested by: Howard Sadler

Source: Well

Site: Pre-Treatment Tap

Treatment: Sample Collected Prior to Carbon Tanks/ UV Light/ Sed. Filter, after Soda Ash Injector

CONTAMINANT	EPA CONT ID	MCL (PPB)	ACTUAL LEVEL	CONTAMINANT	EPA CONT ID	ACTUAL LEVEL
REGULATED				UNREGULATED		
Benzene	2990	5	ND	Bromobenzene	2993	ND
Carbon tetrachloride	2982	5	ND	Bromochloromethane	2430	ND
1,2-Dichlorobenzene	2968	600	ND	Bromomethane	2214	ND
1,4-Dichlorobenzene	2969	75	ND	n-Butylbenzene	2422	ND
1,2-Dichloroethane	2980	5	ND	sec-Butylbenzene	2428	ND
1,1-Dichloroethene	2977	7	ND	tert-Butylbenzene	2426	ND
cis-1,2-Dichloroethene	2380	70	ND	Chloroethane	2216	ND
trans-1,2-Dichloroethene	2979	100	ND	2-Chlorotoluene	2965	ND
Methylene chloride	2964	5	ND	4-Chlorotoluene	2966	ND
1,2-Dichloropropane	2983	5	ND	1,3-Dichlorobenzene	2967	ND
Ethylbenzene	2992	700	ND	1,1 -Dichloroethane	2978	ND
Chlorobenzene	2989	100	ND	1,3-Dichloropropane	2412	ND
Styrene	2996	100	ND	2,2-Dichloropropane	2416	ND
Tetrachloroethene (PCE)	2987	5	ND	1,1 -Dichloropropene	2410	ND
Toluene	2991	1000	ND	cis-1,3-Dichloropropene	2413	ND
1,2,4-Trichlorobenzene	2378	70	ND	trans-1,3-Dichloropropene	2413	ND
1,1,1-Trichloroethane	2981	200	ND	Dichlorodifluoromethane	2212	ND
1,1,2-Trichloroethane	2985	5	ND	o-Xylene	2997	ND
Trichloroethene (TCE)	2984	5	ND	Isopropylbenzene	2994	ND
Vinyl Chloride	2976	2	ND	p-Isopropyltoluene	2030	ND
Total Xylenes	2955	10000	ND	Methyl t-butyl ether (MTBE)	2251	ND
				Naphthalene	2248	ND
TRIHALOMETHANES				n-Propylbenzene	2998	ND
Bromodichloromethane	2943		ND	1,1,1,2-Tetrachloroethane	2986	ND
Bromoform	2942		ND	1,1 2,2-Tetrachloroethane	2988	ND
Chloroform	2941		ND	1,2,3-Trichlorobenzene	2420	ND
Dibromochloromethane	2944		ND	Trichlorofluoromethane	2218	ND
				1,2,3-Trichloropropane	2414	ND
ADDITIONAL OXYGENATES				1,2,4-Trimethylbenzene	2418	ND
tert-Butanol (TBA)			ND	1,3,5-Trimethylbenzene	2424	ND
Ethyl t-butyl ether (ETBE)			ND	m&p-Xylene	2995	ND
Diisopropyl ether (DIPE)			ND			
tert-Amyl methyl ether (TAME)			ND	ADDITIONAL COMPOUNDS		
tert-Amyl alcohol (TAA)			ND	Chloromethane		ND
tert-Amyl ethyl ether (TAEE)			ND	1,2-Dibromo-3-chloropropane		ND
				1,2-Dibromomethane		ND
				Dibromomethane		ND

NOTES:

1. MCL: Maximum Contaminant Level
2. Detection limit: 0.5 PPB (except for m&p-Xylene: 1 PPB; Total Xylenes 1.5 PPB; TBA & TAA: 5 PPB)
3. ND: None Detected
4. PPB: Parts Per Billion (micrograms per liter)
5. Sub-contracted to Lab #320, method EPA 524.2, Date Analyzed: 3/8/19; Tech: GFH

Date Reported: 3/12/19

Reviewed By: 

FOUNTAIN VALLEY ANALYTICAL LABORATORY, INC.

1413 Old Taneytown Rd. Westminster, MD (410) 848-1014 (410) 876-4554 FAX (410) 848-0298

REPORT OF ANALYSIS

Laboratory ID #: 128822 Account #: 3705
Reference: 7-Eleven Store #22281 Company: Sadler Enterprises
Location: 2400 Pleasantville Road Requested By: Howard Sadler
Fallston, MD 21047 Source: Well Water
Date/ Time Collected: 3/1/2019 1118 Site: Hand Sink in Back Room
Date/Time Rec'd: 3/1/2019 1510 Treatment: *
Chlorine ppm: Free: ND Total: ND pH: 6.5
Collected By: R. Ott 4269RO Well #: HA-73-6355

PARAMETERS	RESULTS	UNITS	REFERENCE	METHOD	DATE/TIME/ANALYST
Nitrate	2.42	mg/L	10	601	3/1/2019 / 1630 / CRS

NOTES

- 1 mg/L = milligrams per liter (also, parts per million)
- 2 Results less than or within the reference range are considered satisfactory and within potable water limits at the time of sampling.
- 3 ND:None Detected
- 4 pH & Chlorine level tested on site
- 5 *Sample Collected After Soda Ash/ Carbon Tanks/ UV Light/ Sediment Filter

Reason for Test : HaCHD

Date Reported: 3/5/2019

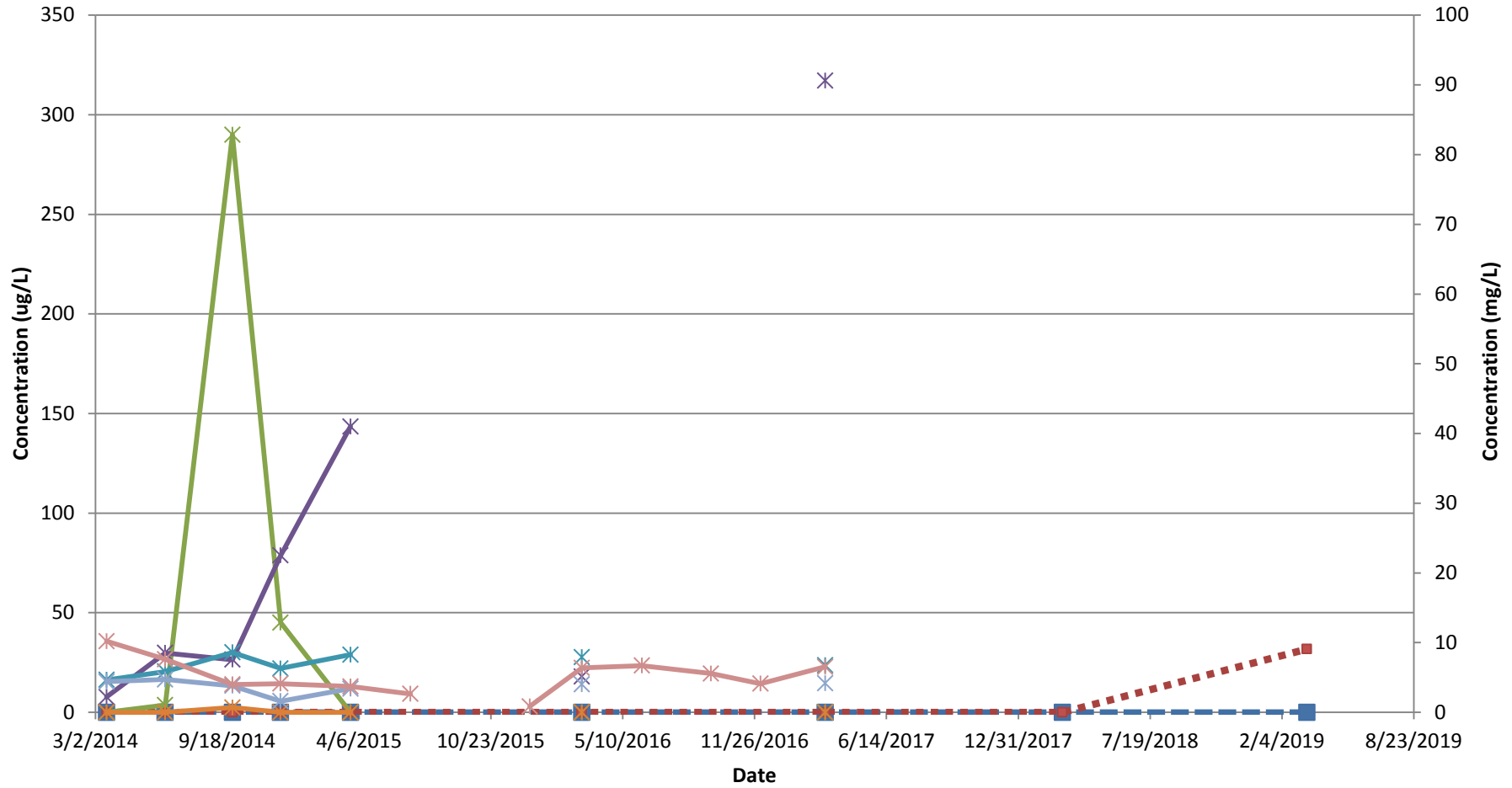
Reviewed By:



ATTACHMENT B

Historical Natural Attenuation Parameters and Dissolved Hydrocarbon Concentrations Trend Graphs

Dissolved Hydrocarbon Concentrations and Historical Natural Attenuation Parameters Trend Graph MW-1A

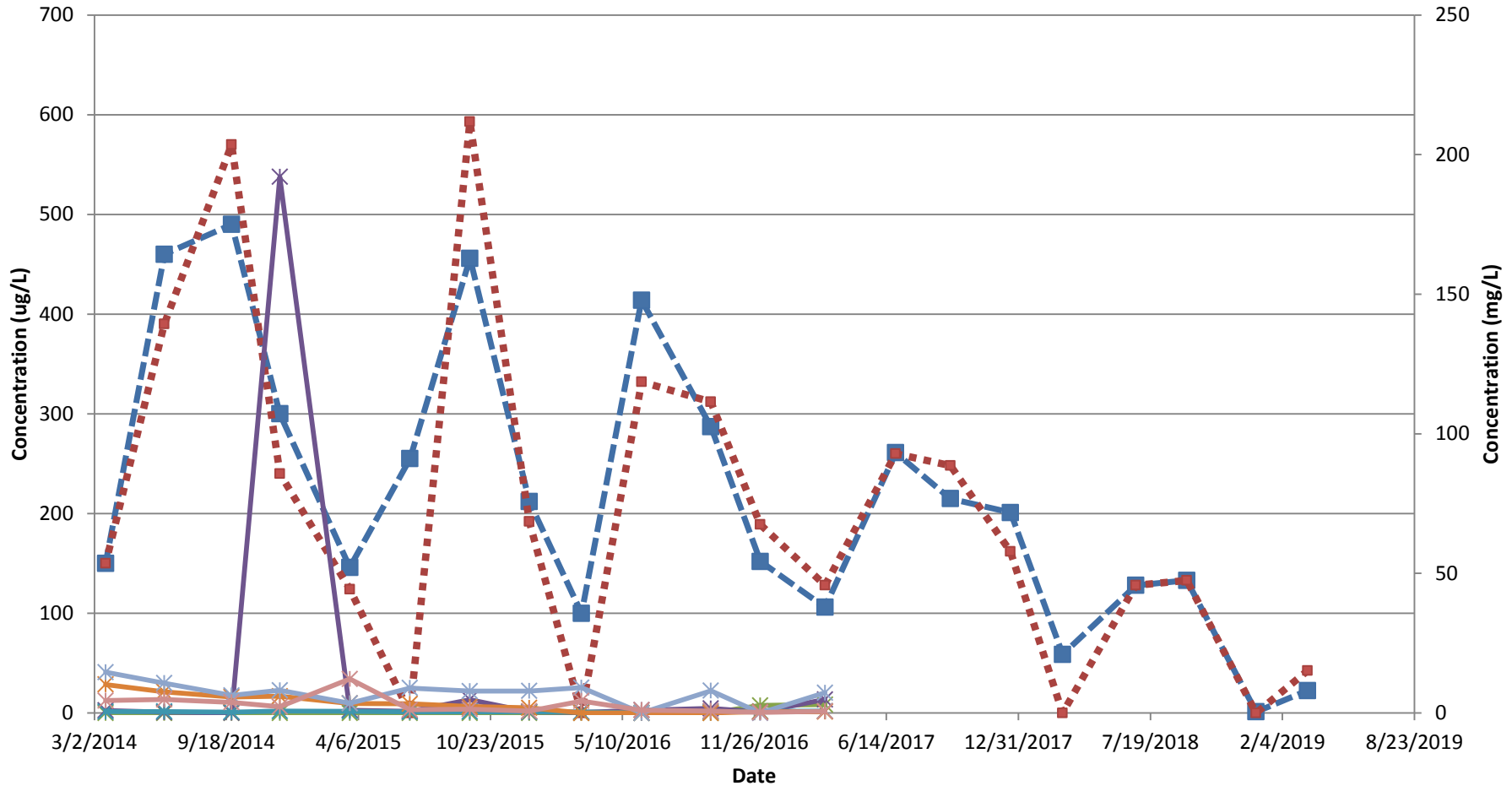


Note: A concentration of 0 (ug/l or mg/l) indicates that the result was below the laboratory detection limit.

- MTBE (µg/L)
- *— Methane (µg/L)
- *— Sulfur (mg/L)
- *— Total Nitrate/Nitrite Nitrogen (mg/L)
- TPH-GRO (µg/L)
- *— Iron (mg/L)
- *— Kjeldahl Nitrogen (mg/L)
- *— DO (mg/L)

Dissolved Hydrocarbon Concentrations and Historical Natural Attenuation Parameters Trend Graph

MW-4A

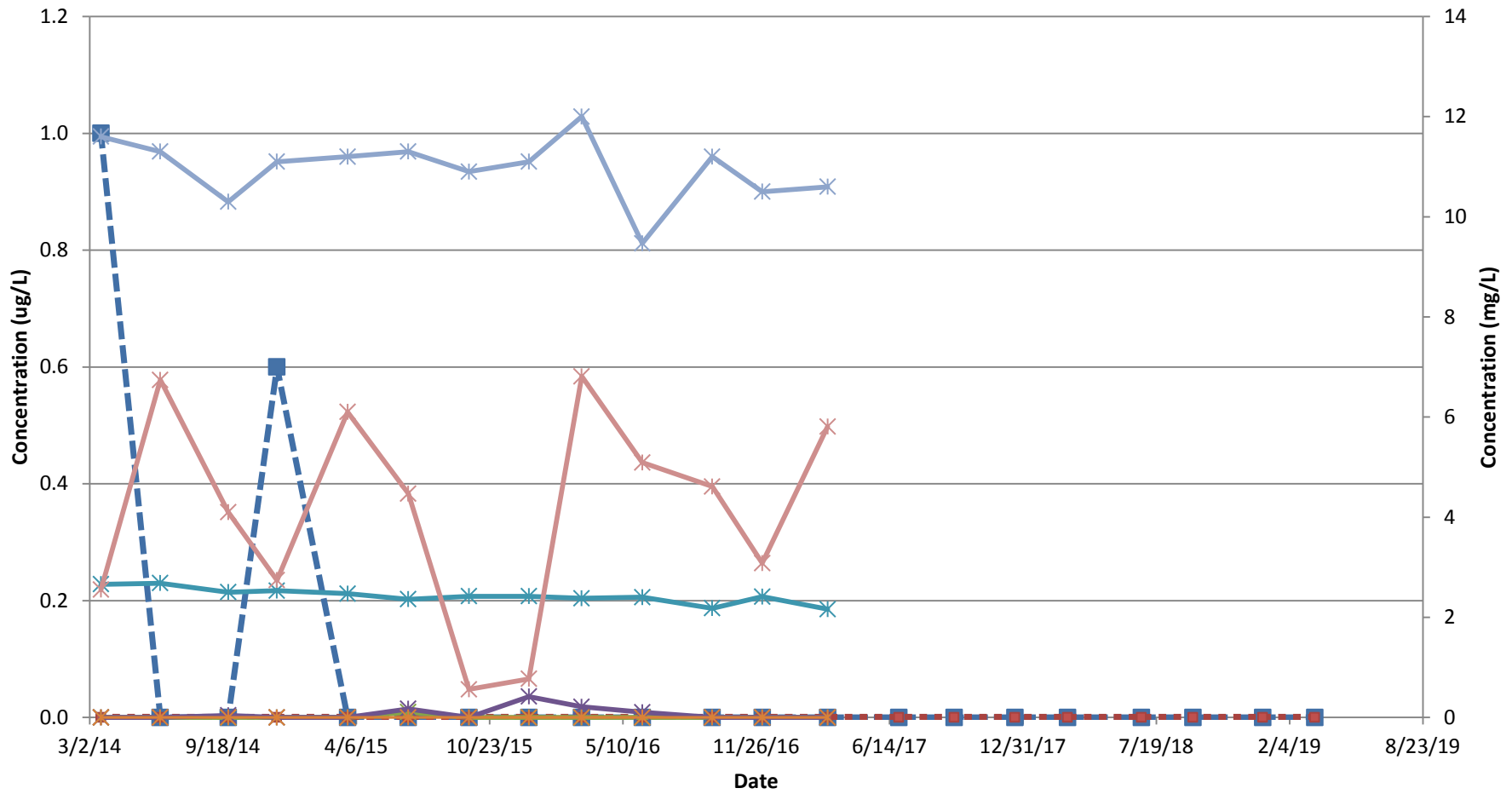


Note: A concentration of 0 (ug/l or mg/l) indicates that the result was below the laboratory detection limit.

- MTBE (ug/L)
- TPH-GRO (ug/L)
- *— Methane (ug/L)
- *— Iron (mg/L)
- *— Sulfur (mg/L)
- *— Kjeldahl Nitrogen (mg/L)
- *— Total Nitrate/Nitrite Nitrogen (mg/L)
- *— DO (mg/L)

Dissolved Hydrocarbon Concentrations and Historical Natural Attenuation Parameters Trend Graph

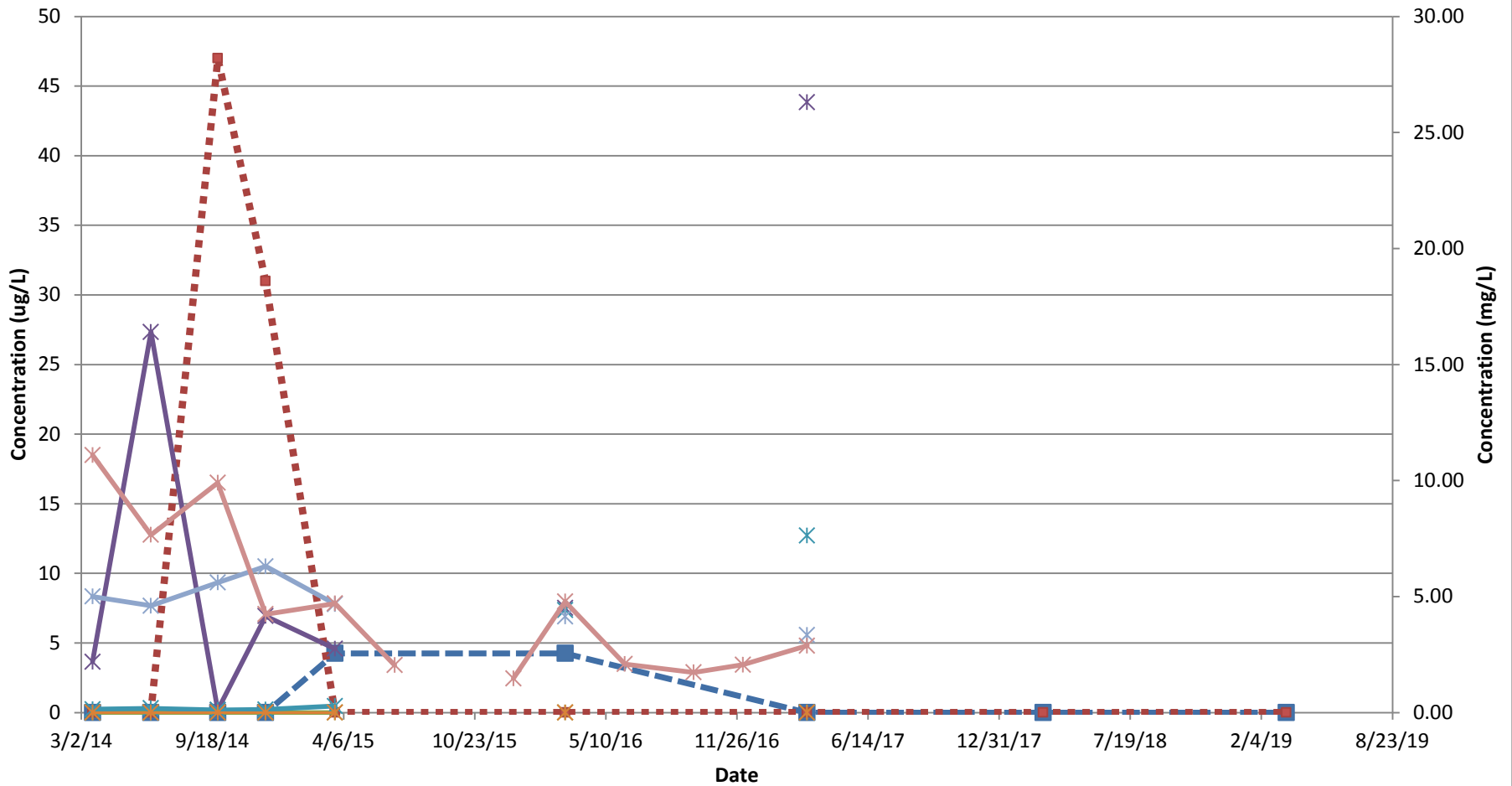
MW-4B



Note: A concentration of 0 (ug/l or mg/l) indicates that the result was below the laboratory detection limit.

- MTBE (µg/L)
- *— Methane (µg/L)
- *— Sulfur (mg/L)
- *— Total Nitrate/Nitrite Nitrogen (mg/L)
- TPH-GRO (µg/L)
- *— Iron (mg/L)
- *— Kjeldahl Nitrogen (mg/L)
- *— DO (mg/L)

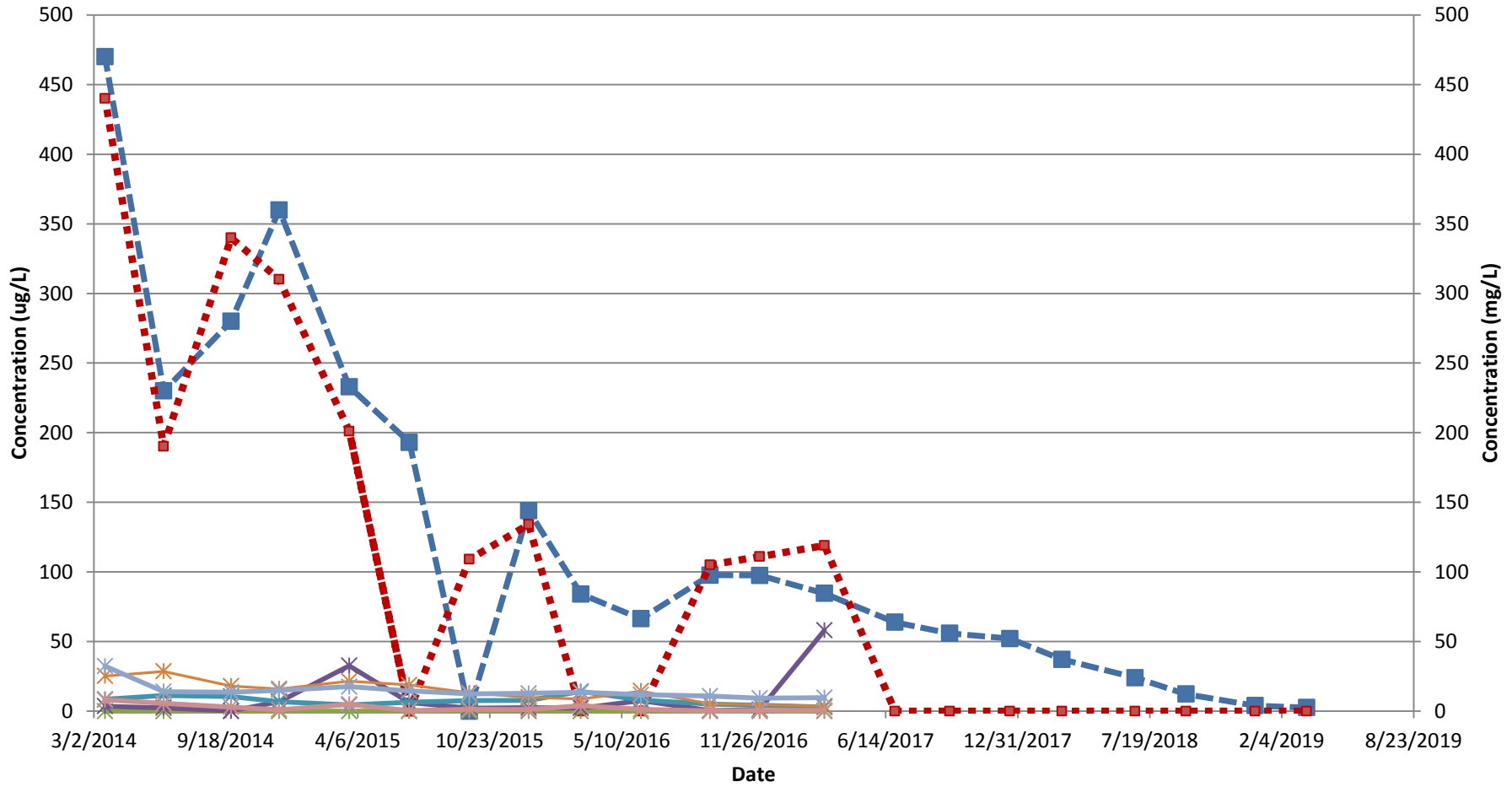
Dissolved Hydrocarbon Concentrations and Historical Natural Attenuation Parameters Trend Graph MW-5



Note: A concentration of 0 (ug/l or mg/l) indicates that the result was below the laboratory detection limit.

- MTBE (µg/L)
- Methane (µg/L)
- Sulfur (mg/L)
- Total Nitrate/Nitrite Nitrogen (mg/L)
- TPH-GRO (µg/L)
- Iron (mg/L)
- Kjeldahl Nitrogen (mg/L)
- DO (mg/L)

Dissolved Hydrocarbon Concentrations and Historical Natural Attenuation Parameters Trend Graph MW-6

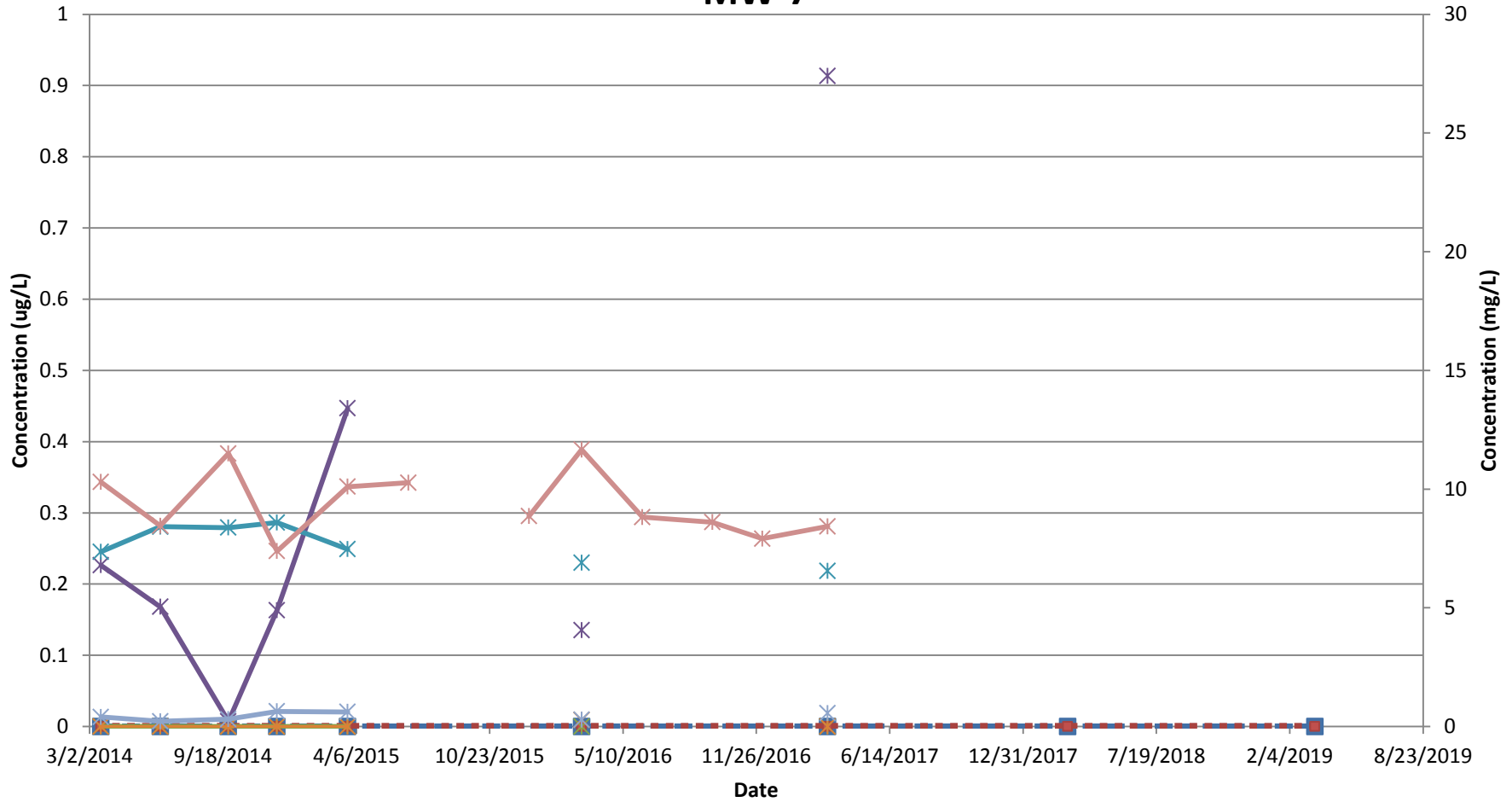


Note: A concentration of 0 ($\mu\text{g/l}$ or mg/l) indicates that the result was below the laboratory detection limit.

- MTBE ($\mu\text{g/L}$)
- - -■- - - TPH-GRO ($\mu\text{g/L}$)
- *— Methane ($\mu\text{g/L}$)
- *— Iron (mg/L)
- *— Sulfur (mg/L)
- *— Kjeldahl Nitrogen (mg/L)
- *— Total Nitrate/Nitrite Nitrogen (mg/L)
- *— DO (mg/L)

Dissolved Hydrocarbon Concentrations and Historical Natural Attenuation Parameters Trend Graph

MW-7

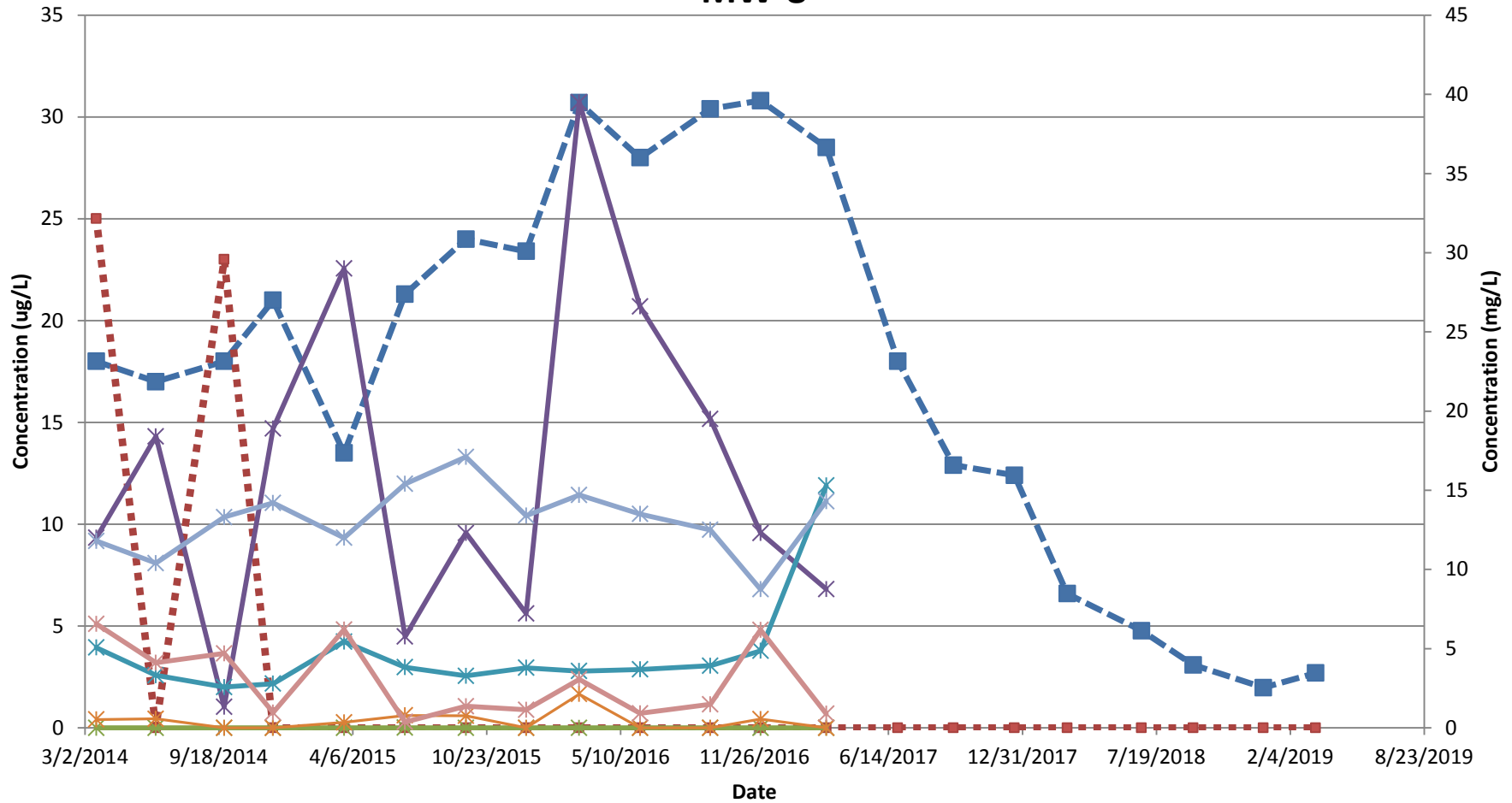


Note: A concentration of 0 (ug/l or mg/l) indicates that the result was below the laboratory detection limit.

- MTBE (µg/L)
- Methane (µg/L)
- Sulfur (mg/L)
- Total Nitrate/Nitrite Nitrogen (mg/L)
- TPH-GRO (µg/L)
- Iron (mg/L)
- Kjeldahl Nitrogen (mg/L)
- DO (mg/L)

Dissolved Hydrocarbon Concentrations and Historical Natural Attenuation Parameters Trend Graph

MW-8

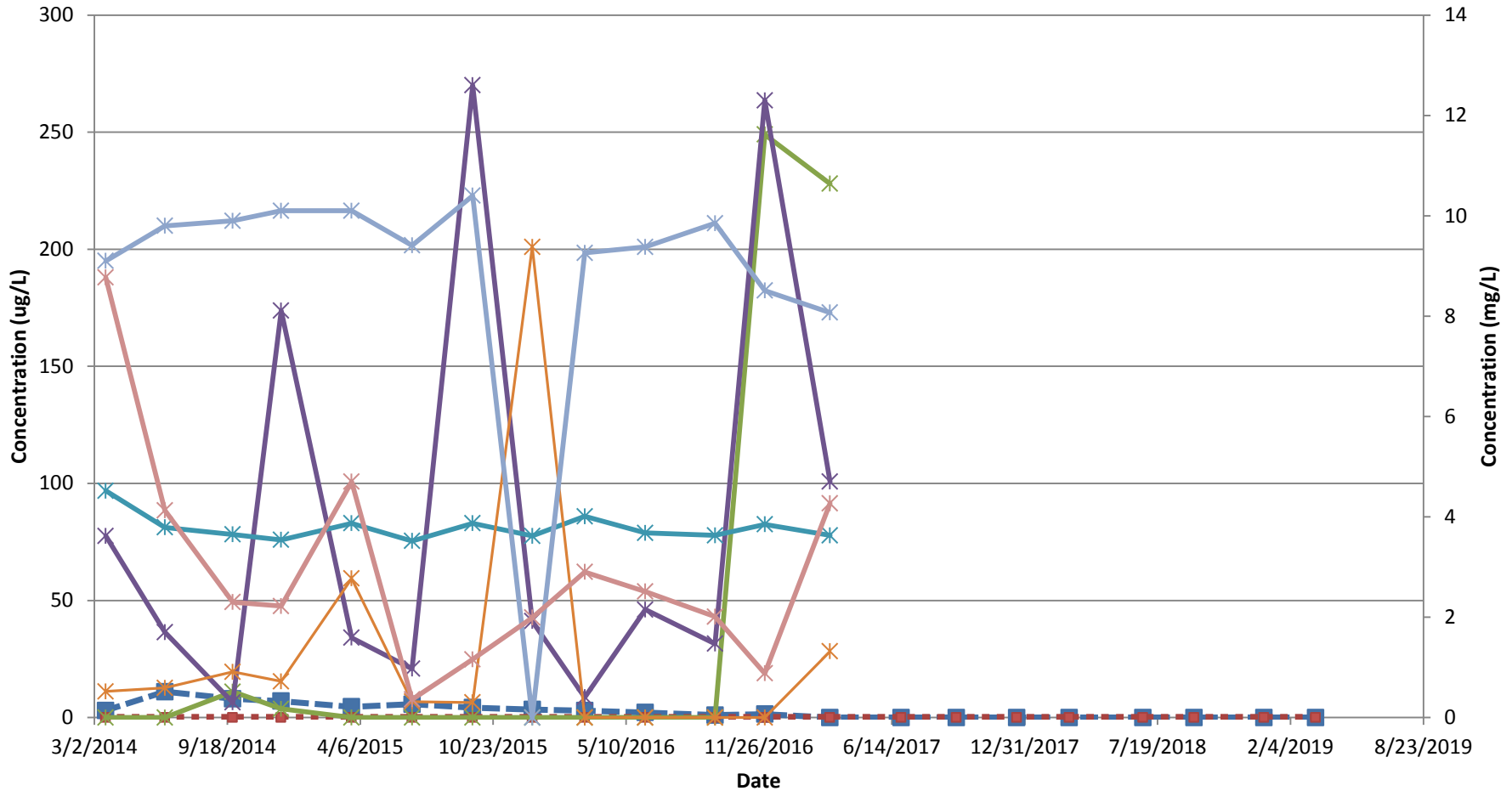


Note: A concentration of 0 (ug/l or mg/l) indicates that the result was below the laboratory detection limit.

- MTBE (µg/L)
- Methane (µg/L)
- Sulfur (mg/L)
- Total Nitrate/Nitrite Nitrogen (mg/L)
- TPH-GRO (µg/L)
- Iron (mg/L)
- Kjeldahl Nitrogen (mg/L)
- DO (mg/L)

Dissolved Hydrocarbon Concentrations and Historical Natural Attenuation Parameters Trend Graph

MW-8B

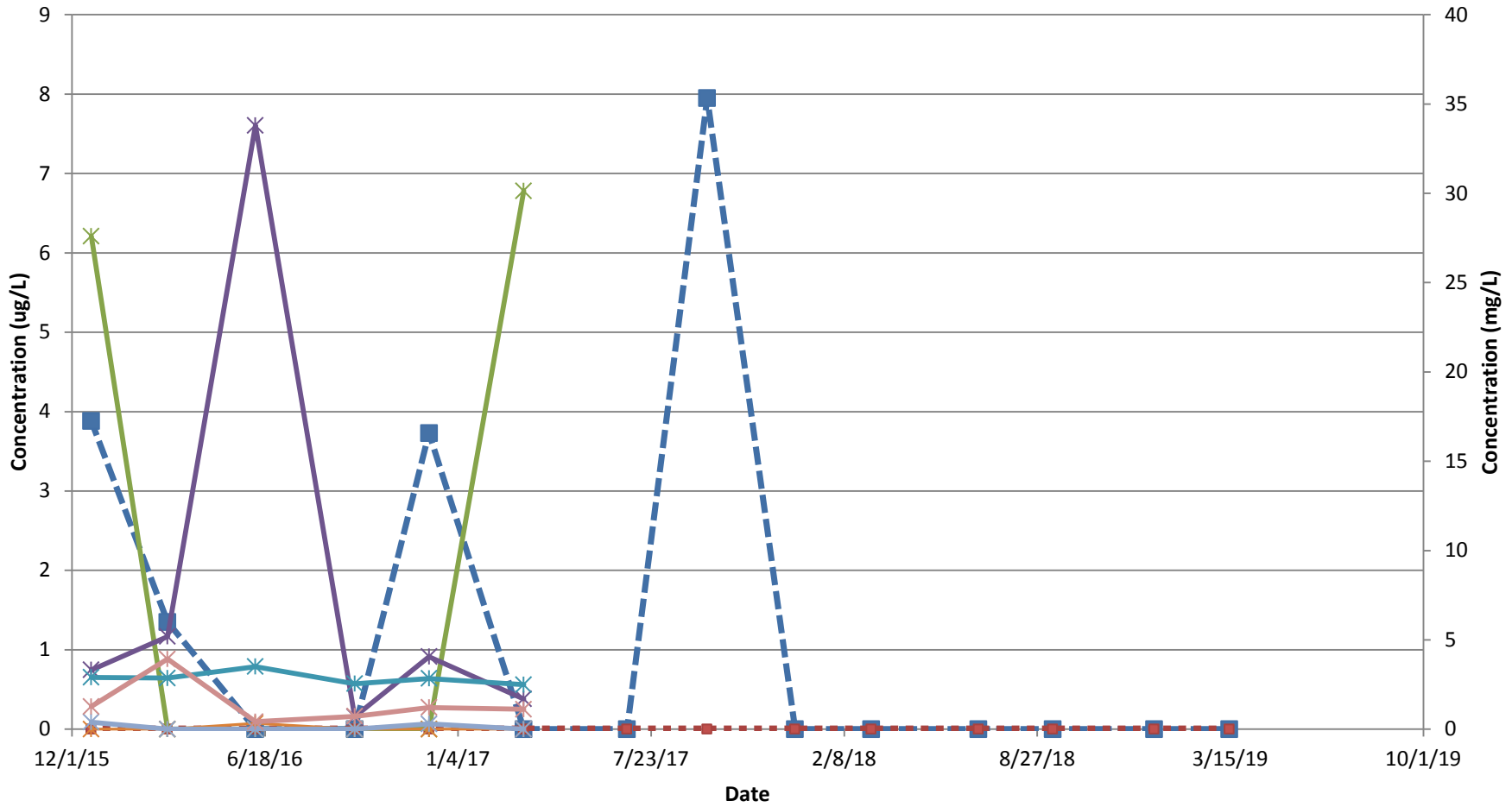


Note: A concentration of 0 (ug/l or mg/l) indicates that the result was below the laboratory detection limit.

-
- MTBE (µg/L)
 TPH-GRO (µg/L)
- Methane (µg/L)
 Iron (mg/L)
- Sulfur (mg/L)
 Kjeldahl Nitrogen (mg/L)
- Total Nitrate/Nitrite Nitrogen (mg/L)
 DO (mg/L)

Dissolved Hydrocarbon Concentrations and Historical Natural Attenuation Parameters Trend Graph

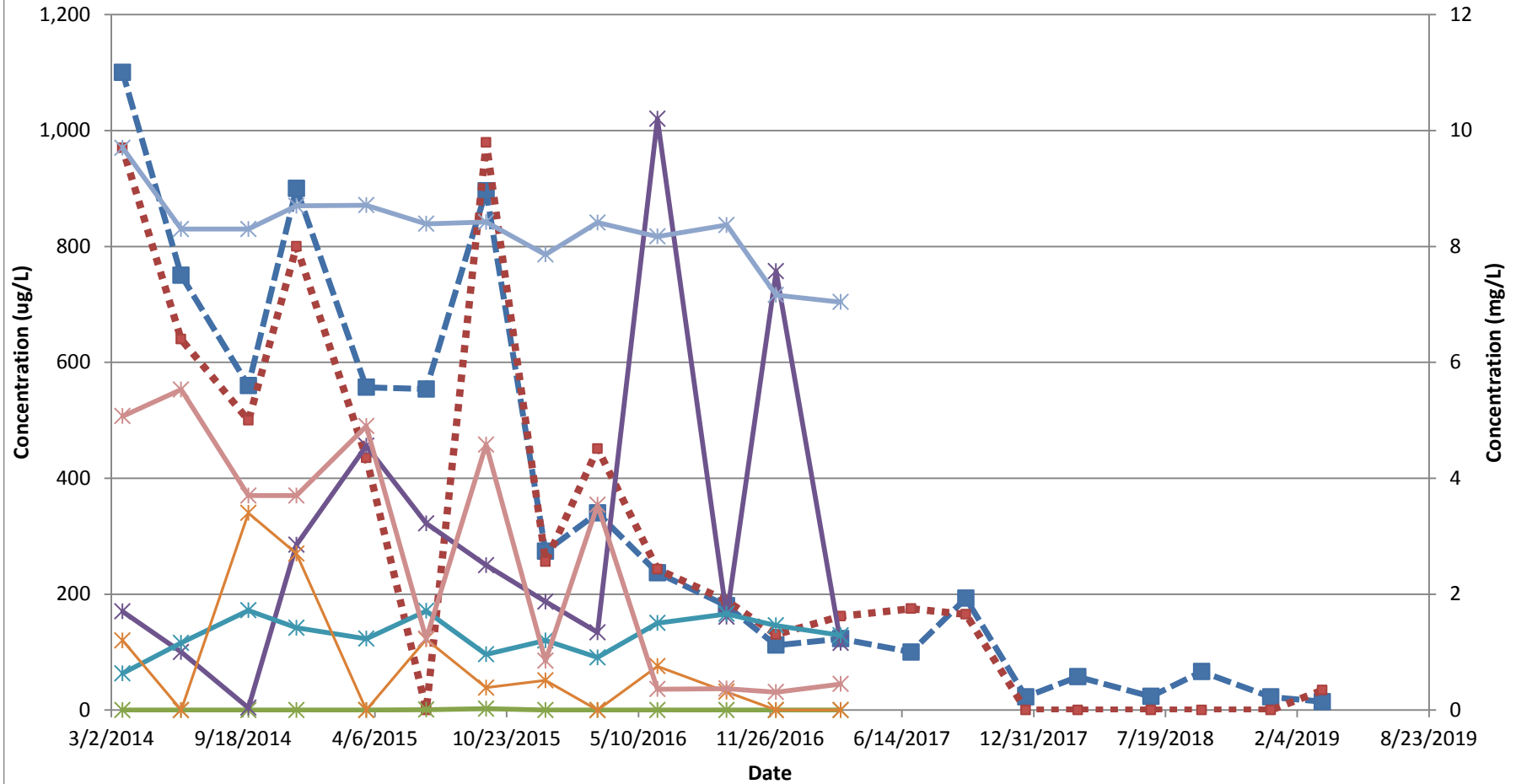
MW-8C



Note: A concentration of 0 (ug/l or mg/l) indicates that the result was below the laboratory detection limit.

- MTBE (µg/L)
- ✱ Methane (µg/L)
- ✱ Sulfur (mg/L)
- ✱ Total Nitrate/Nitrite Nitrogen (mg/L)
- TPH-GRO (µg/L)
- ✱ Iron (mg/L)
- ✱ Kjeldahl Nitrogen (mg/L)
- ✱ DO (mg/L)

Dissolved Hydrocarbon Concentrations and Historical Natural Attenuation Parameters Trend Graph MW-9

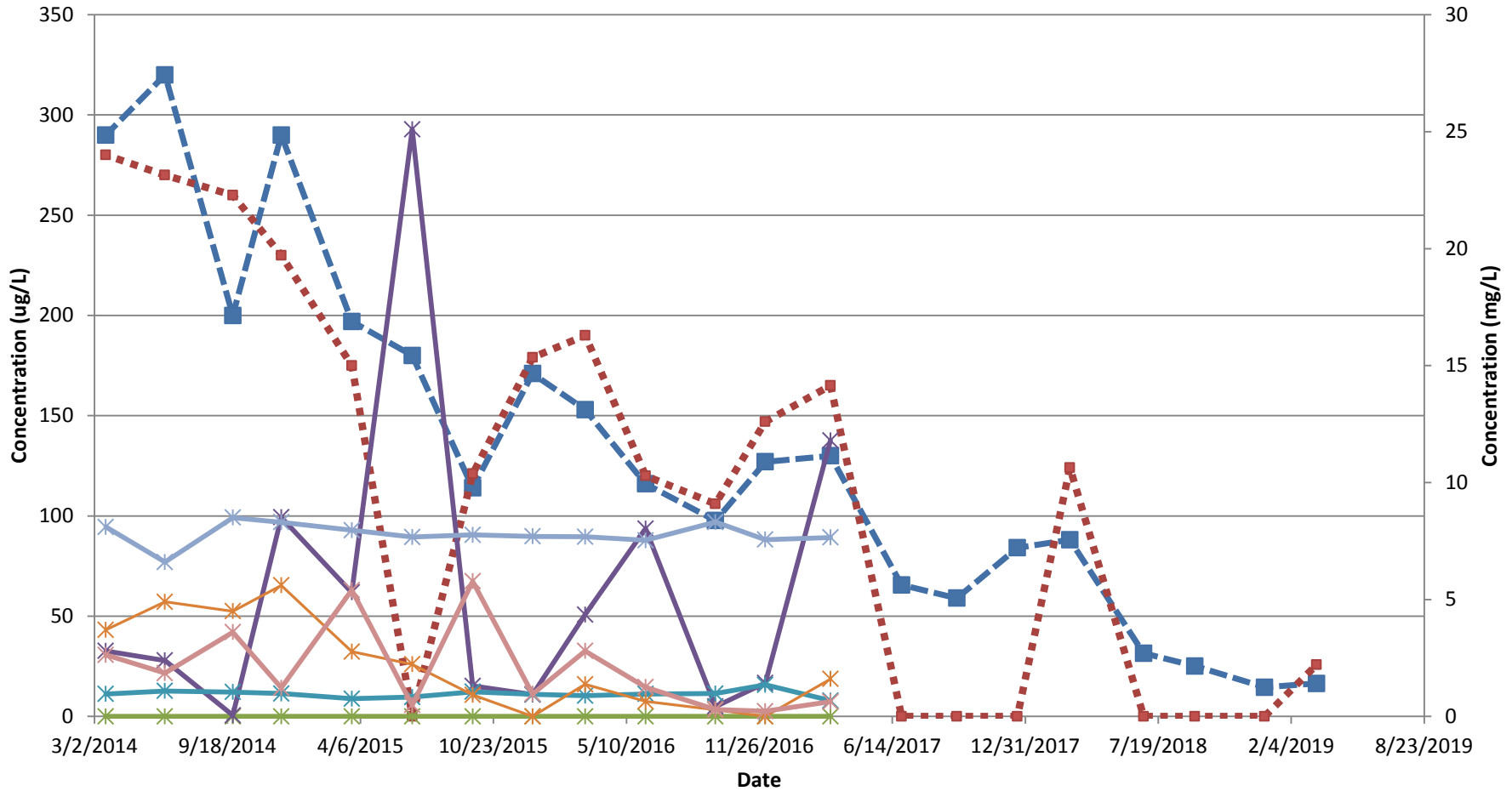


Note: A concentration of 0 (µg/l or mg/l) indicates that the result was below the laboratory detection limit.

- MTBE (µg/L)
- -■ TPH-GRO (µg/L)
- * Methane (µg/L)
- * Iron (mg/L)
- * Sulfur (mg/L)
- * Kjeldahl Nitrogen (mg/L)
- * Total Nitrate/Nitrite Nitrogen (mg/L)
- * DO (mg/L)

Dissolved Hydrocarbon Concentrations and Historical Natural Attenuation Parameters Trend Graph

MW-10

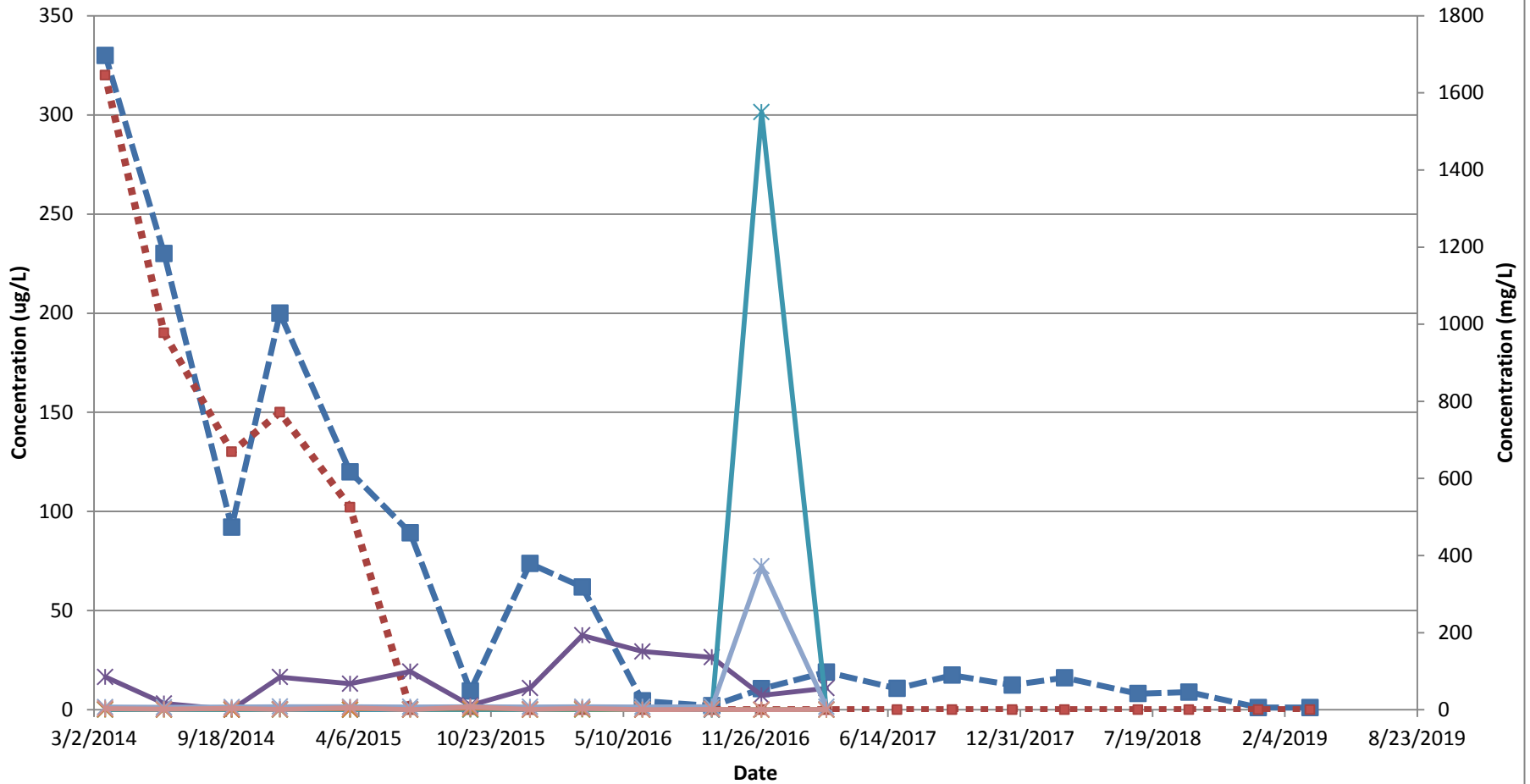


Note: A concentration of 0 (µg/l or mg/l) indicates that the result was below the laboratory detection limit.

- MTBE (µg/L)
- *— Methane (µg/L)
- *— Sulfur (mg/L)
- *— Total Nitrate/Nitrite Nitrogen (mg/L)
- - -■- - - TPH-GRO (µg/L)
- *— Iron (mg/L)
- *— Kjeldahl Nitrogen (mg/L)
- *— DO (mg/L)

Dissolved Hydrocarbon Concentrations and Historical Natural Attenuation Parameters Trend Graph

MW-11

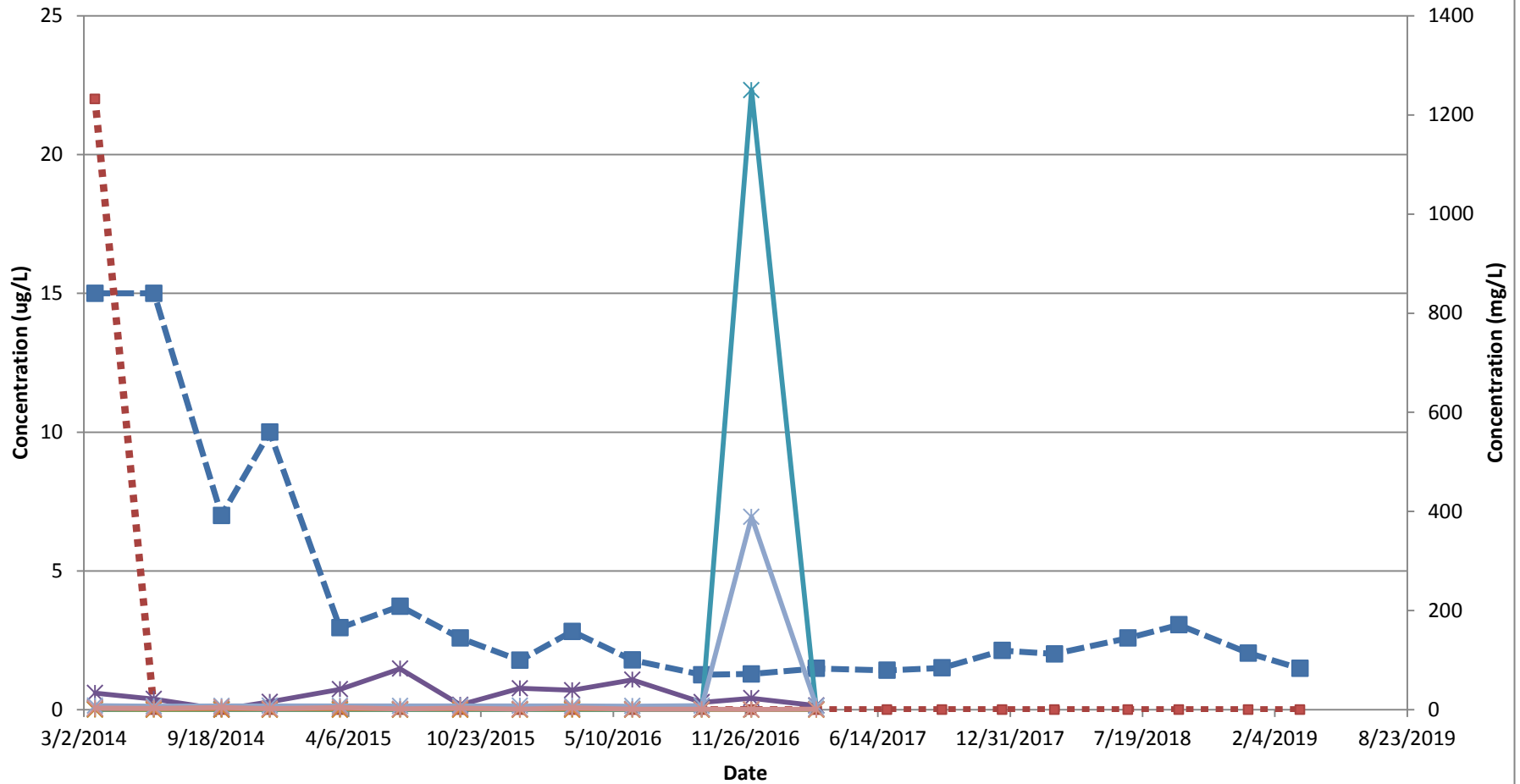


Note: A concentration of 0 (ug/l or mg/l) indicates that the result was below the laboratory detection limit.

- MTBE (µg/L)
- *— Methane (µg/L)
- *— Sulfur (mg/L)
- *— Total Nitrate/Nitrite Nitrogen (mg/L)
- TPH-GRO (µg/L)
- *— Iron (mg/L)
- *— Kjeldahl Nitrogen (mg/L)
- *— DO (mg/L)

Dissolved Hydrocarbon Concentrations and Historical Natural Attenuation Parameters Trend Graph

MW-12

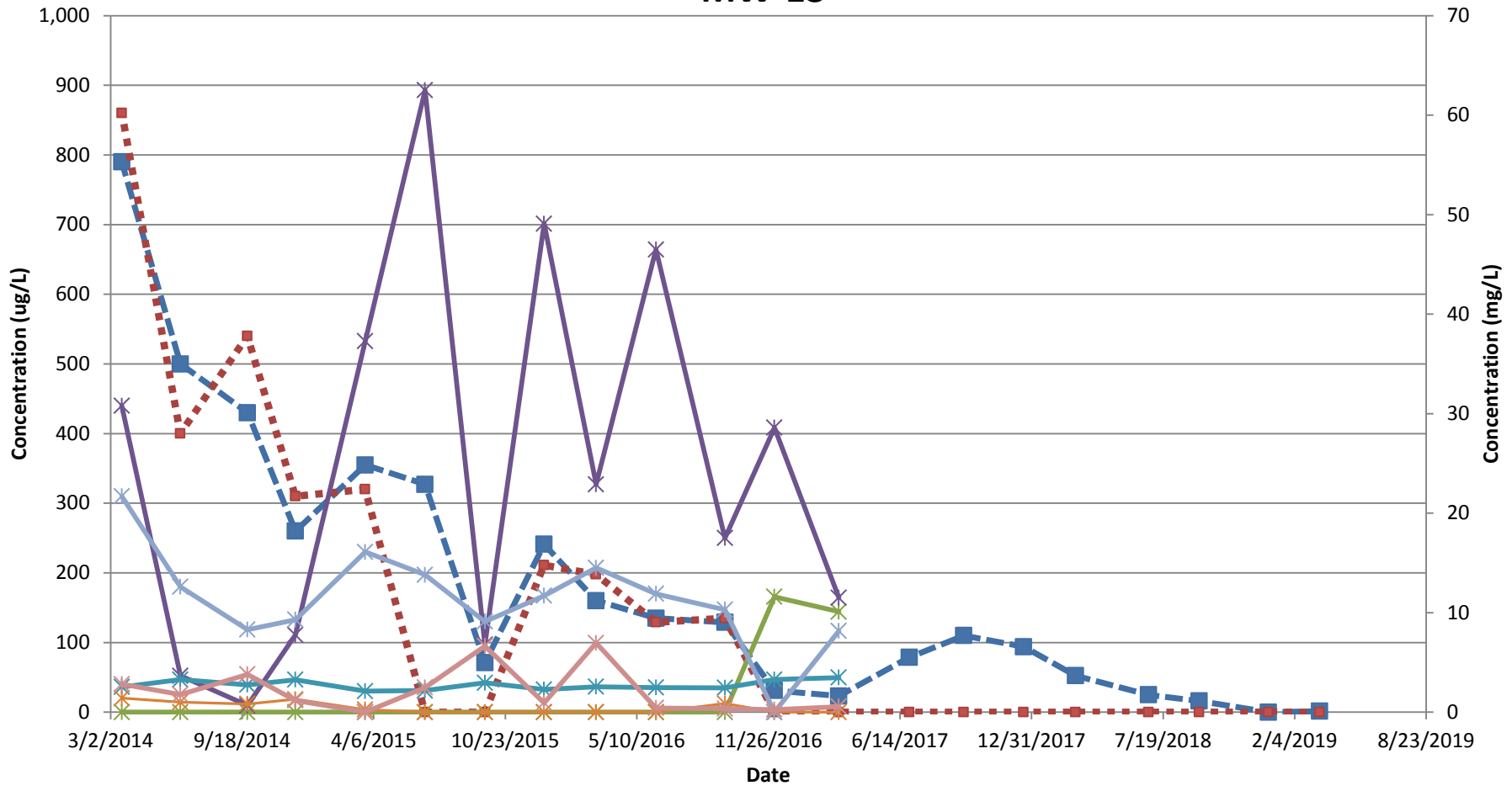


Note: A concentration of 0 (ug/l or mg/l) indicates that the result was below the laboratory detection limit.

- MTBE (µg/L)
- *— Methane (µg/L)
- *— Sulfur (mg/L)
- *— Total Nitrate/Nitrite Nitrogen (mg/L)
- TPH-GRO (µg/L)
- *— Iron (mg/L)
- *— Kjeldahl Nitrogen (mg/L)
- *— DO (mg/L)

Dissolved Hydrocarbon Concentrations and Historical Natural Attenuation Parameters Trend Graph

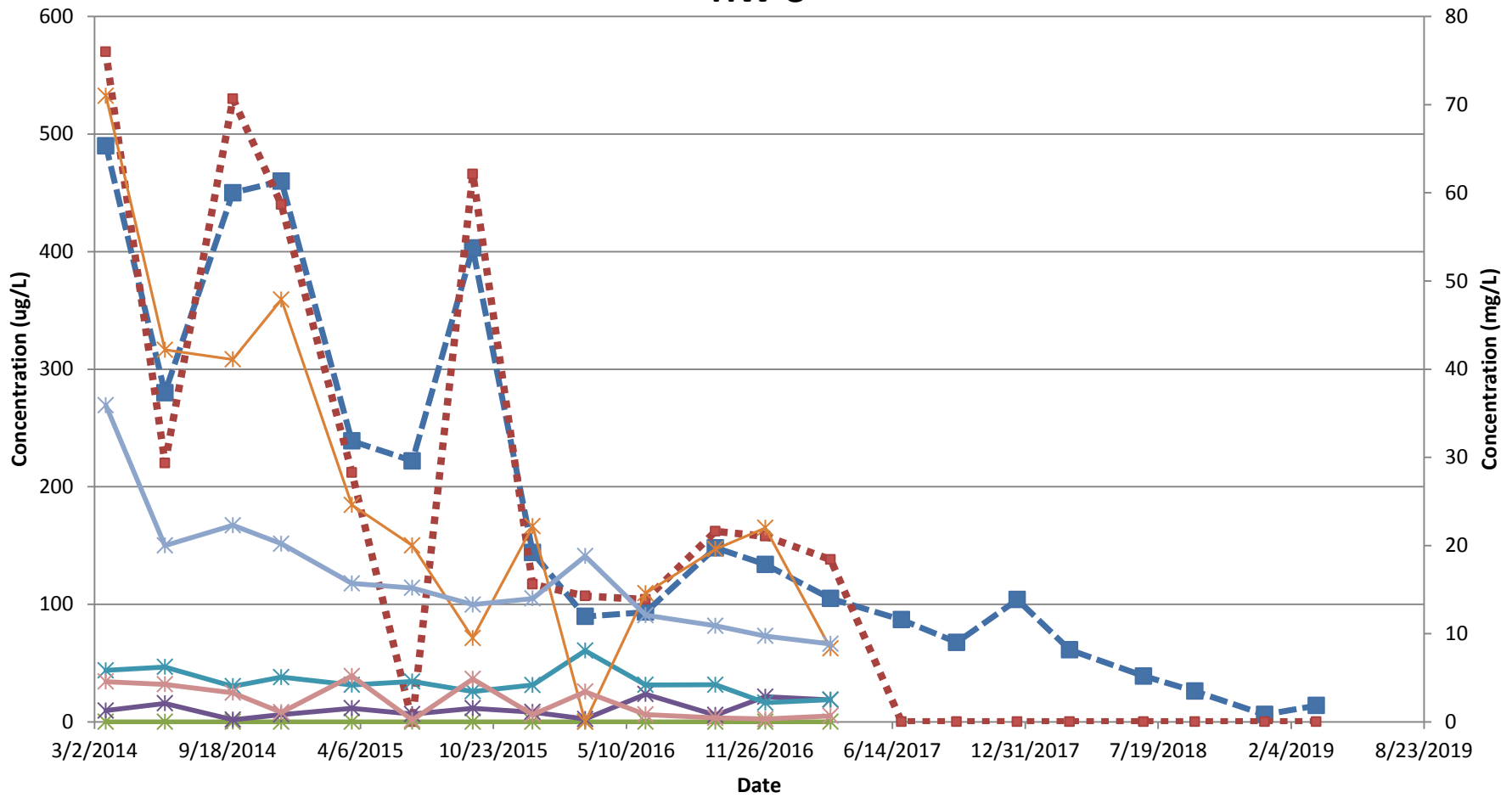
MW-13



Note: A concentration of 0 (ug/l or mg/l) indicates that the result was below the laboratory detection limit.

- MTBE (µg/L)
- *— Methane (µg/L)
- *— Sulfur (mg/L)
- *— Total Nitrate/Nitrite Nitrogen (mg/L)
- TPH-GRO (µg/L)
- *— Iron (mg/L)
- *— Kjeldahl Nitrogen (mg/L)
- *— DO (mg/L)

Dissolved Hydrocarbon Concentrations and Historical Natural Attenuation Parameters Trend Graph HW-3

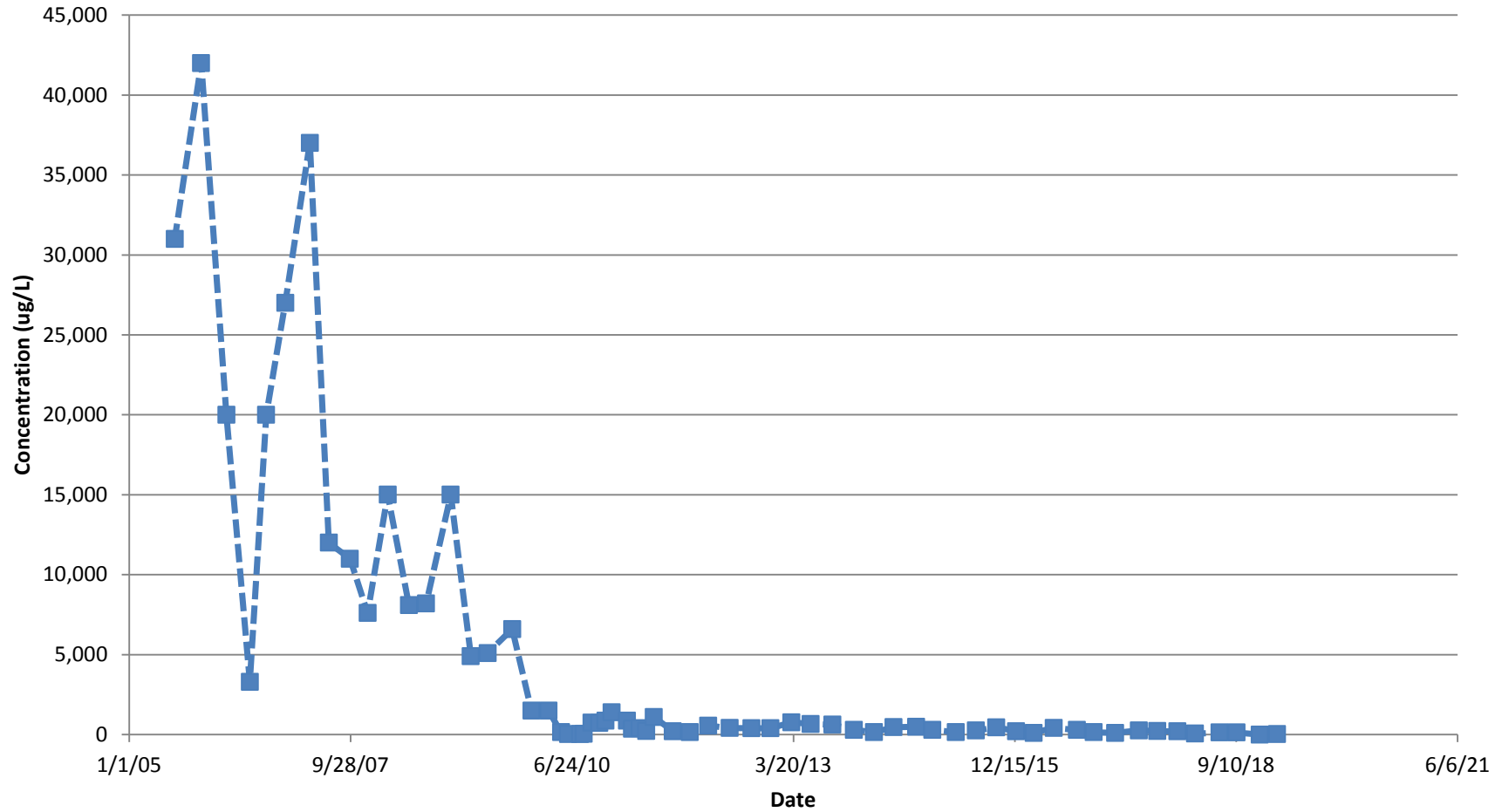


Note: A concentration of 0 (ug/l or mg/l) indicates that the result was below the laboratory detection limit.

- MTBE (µg/L)
- *— Methane (µg/L)
- *— Sulfur (mg/L)
- *— Total Nitrate/Nitrite Nitrogen (mg/L)
- -■- - TPH-GRO (µg/L)
- *— Iron (mg/L)
- *— Kjeldahl Nitrogen (mg/L)
- *— DO (mg/L)

ATTACHMENT C
MTBE Concentration Trend Graphs

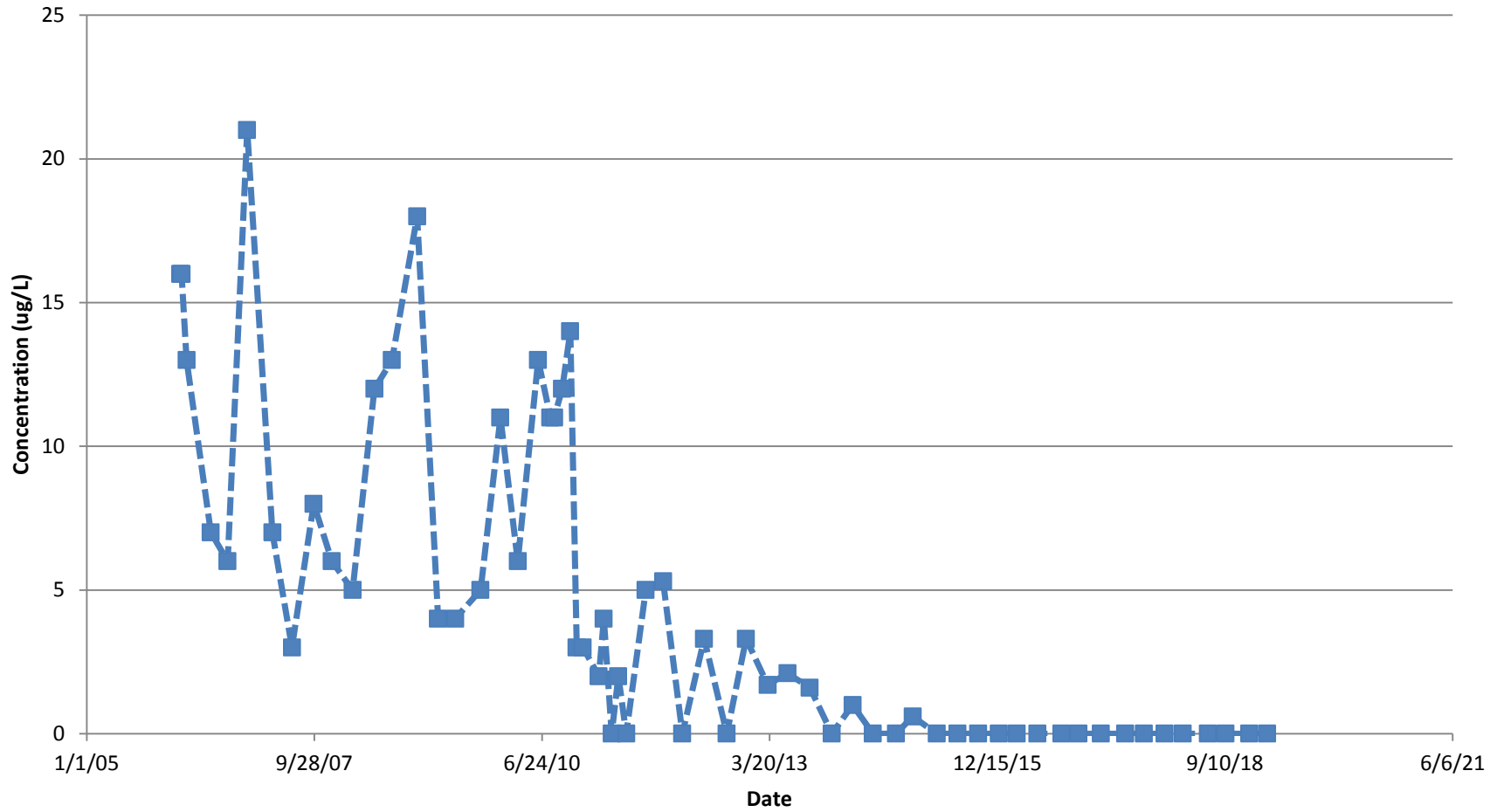
MTBE Concentrations Trend Graph MW-4A



Note: A concentration of 0 (ug/l or mg/l) indicates that the result was below the laboratory detection limit.

MTBE (µg/L)

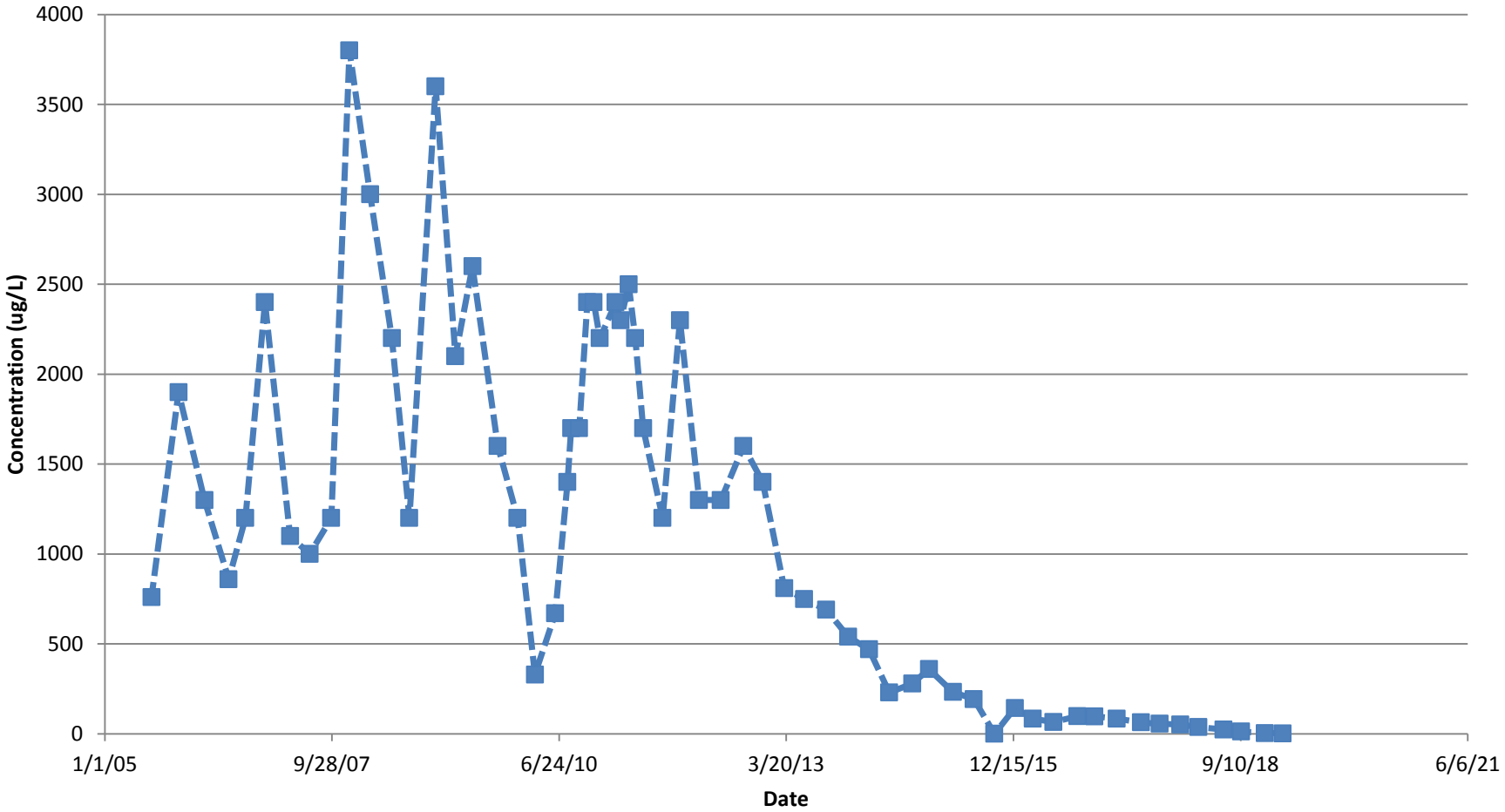
MTBE Concentrations Trend Graph MW-4B



Note: A concentration of 0 (ug/l or mg/l) indicates that the result was below the laboratory detection limit.

—■— MTBE (ug/L)

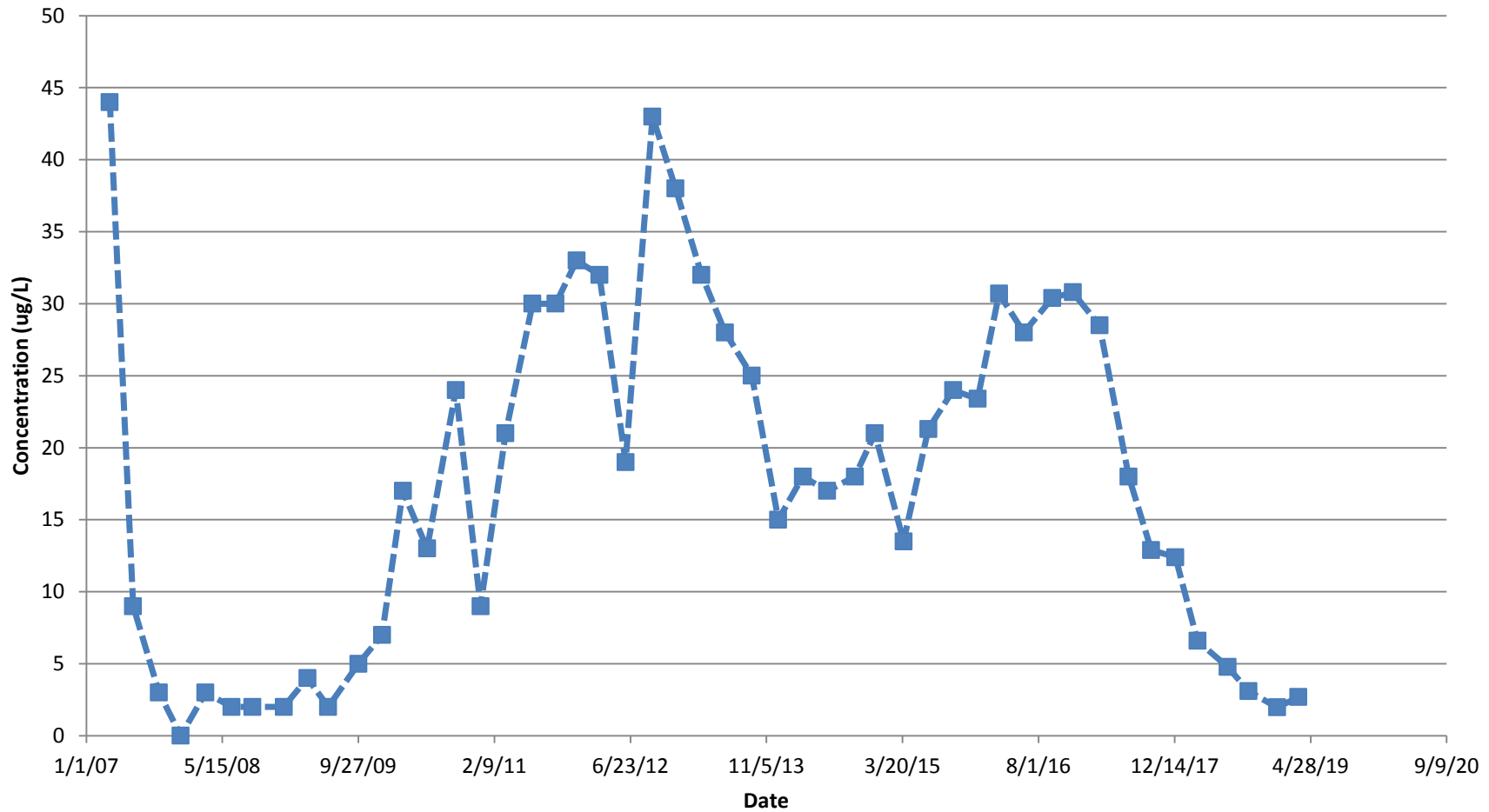
MTBE Concentrations Trend Graph MW-6



Note: A concentration of 0 (ug/l or mg/l) indicates that the result was below the laboratory detection limit.

MTBE (ug/L)

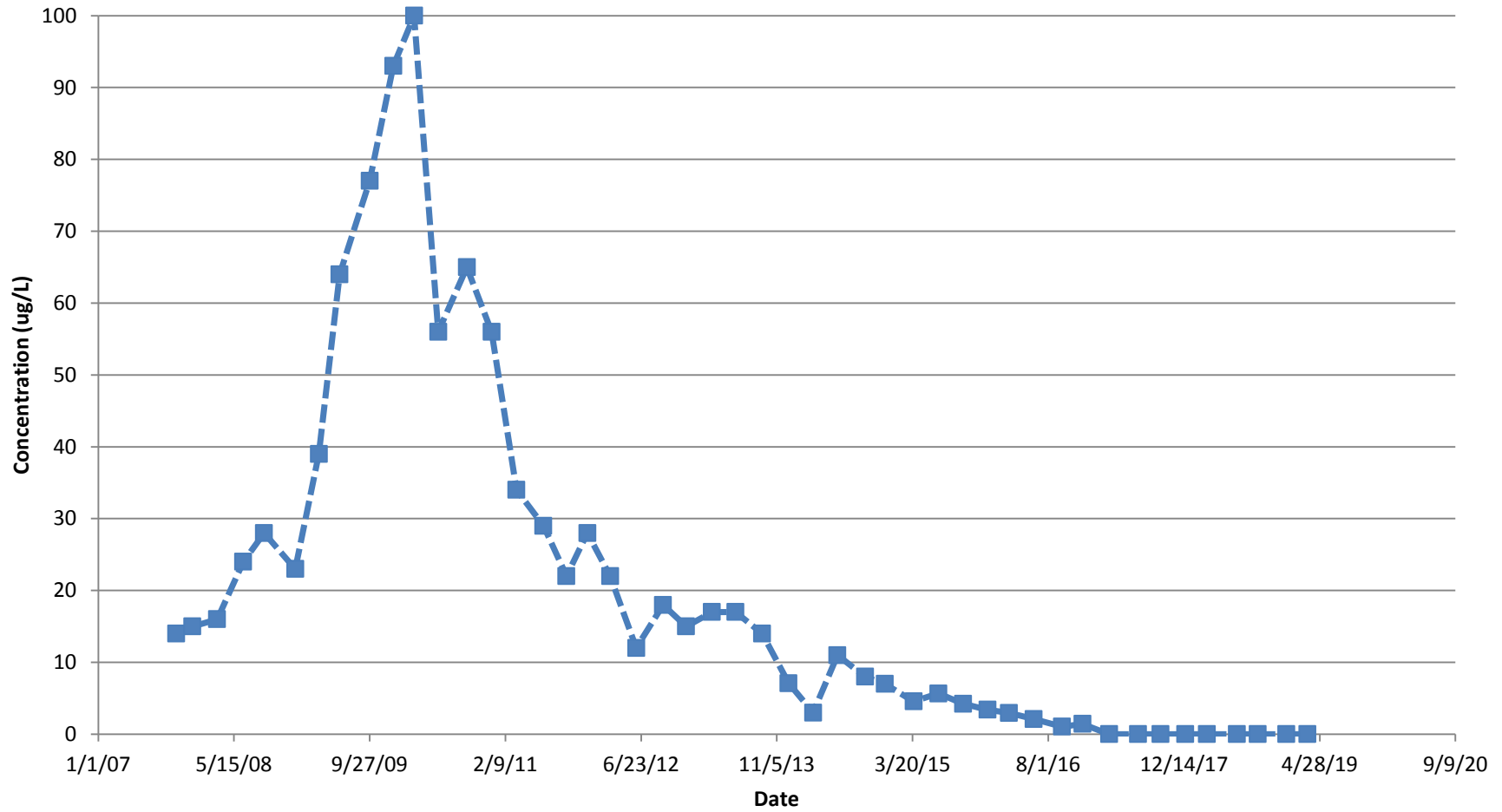
MTBE Concentrations Trend Graph MW-8A



Note: A concentration of 0 (ug/l or mg/l) indicates that the result was below the laboratory detection limit.

—■— MTBE (ug/L)

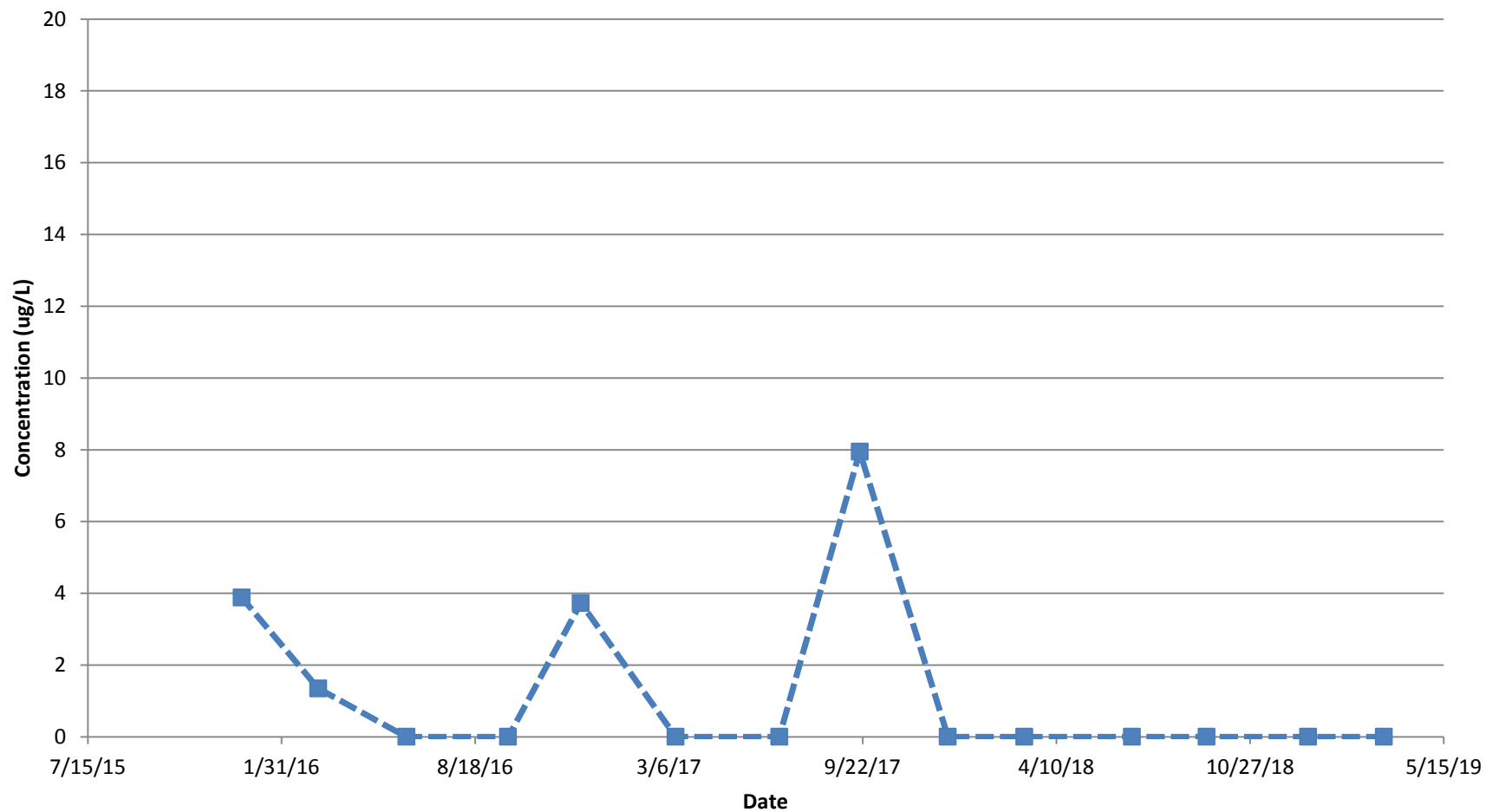
MTBE Concentrations Trend Graph MW-8B



Note: A concentration of 0 (ug/l or mg/l) indicates that the result was below the laboratory detection limit.

MTBE (µg/L)

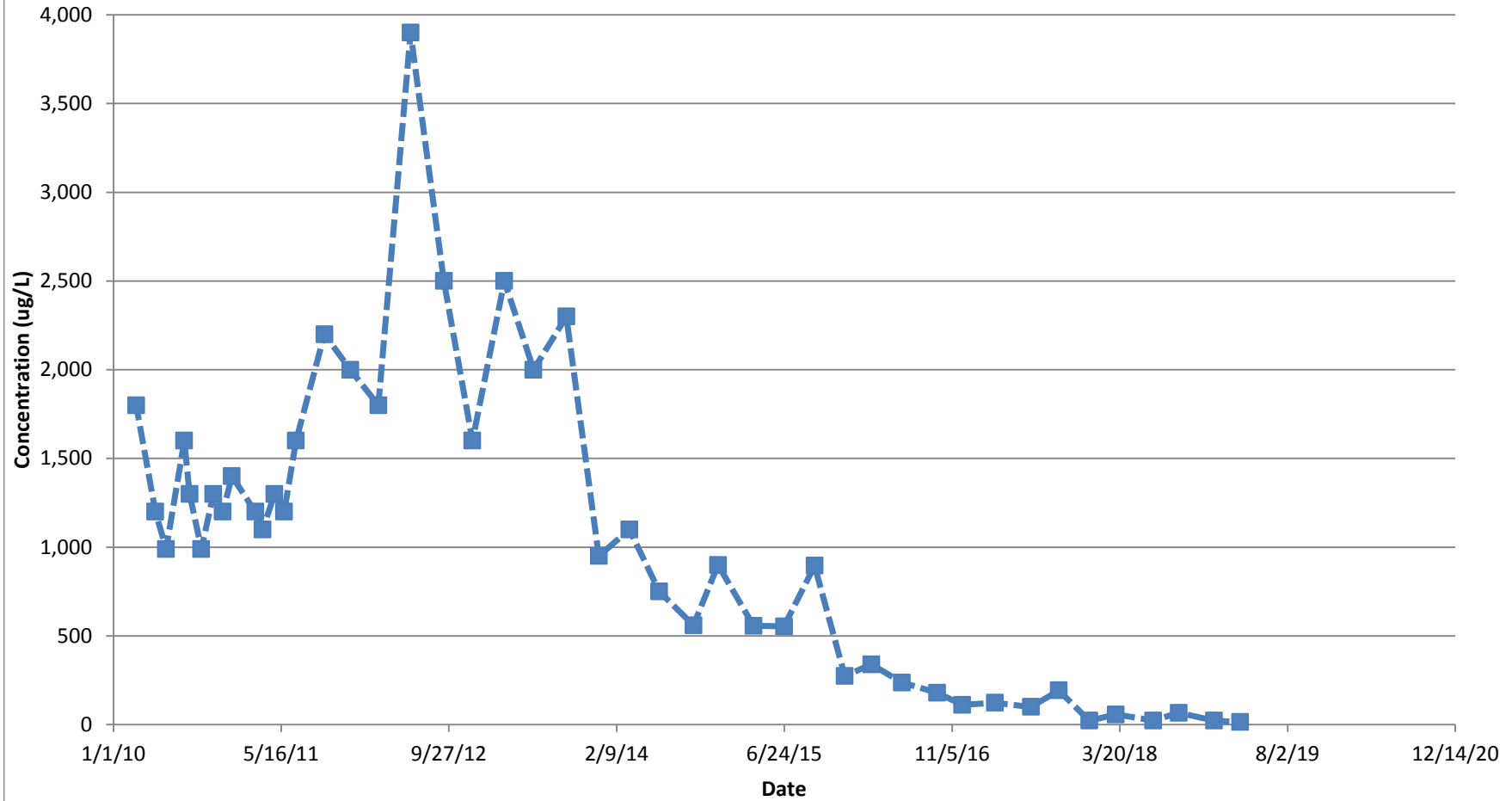
MTBE Concentrations Trend Graph MW-8C



Note: A concentration of 0 (ug/l or mg/l) indicates that the result was below the laboratory detection limit.

—■— MTBE (ug/L)

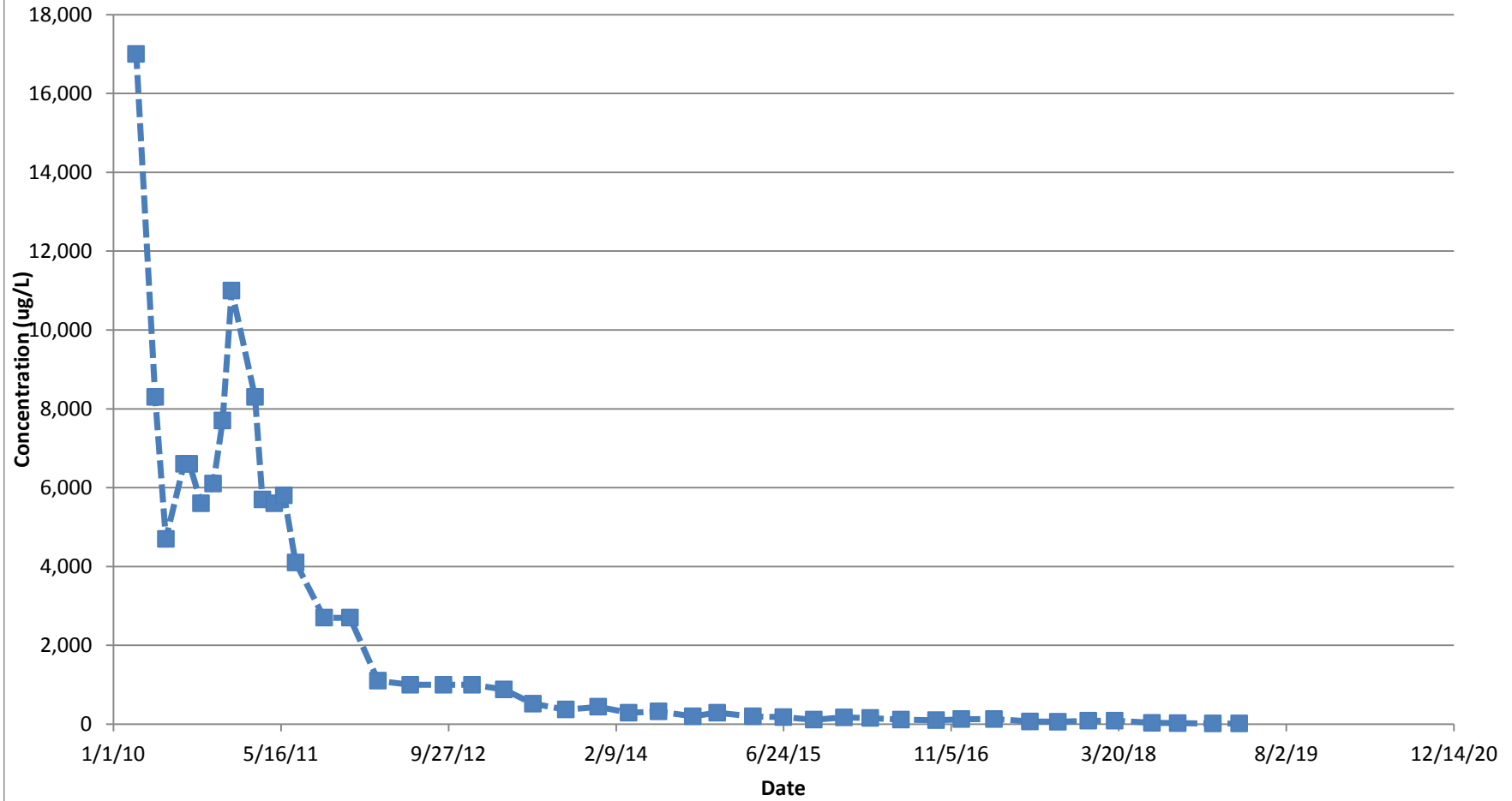
MTBE Concentrations Trend Graph MW-9



Note: A concentration of 0 (ug/l or mg/l) indicates that the result was below the laboratory detection limit.

MTBE (ug/L)

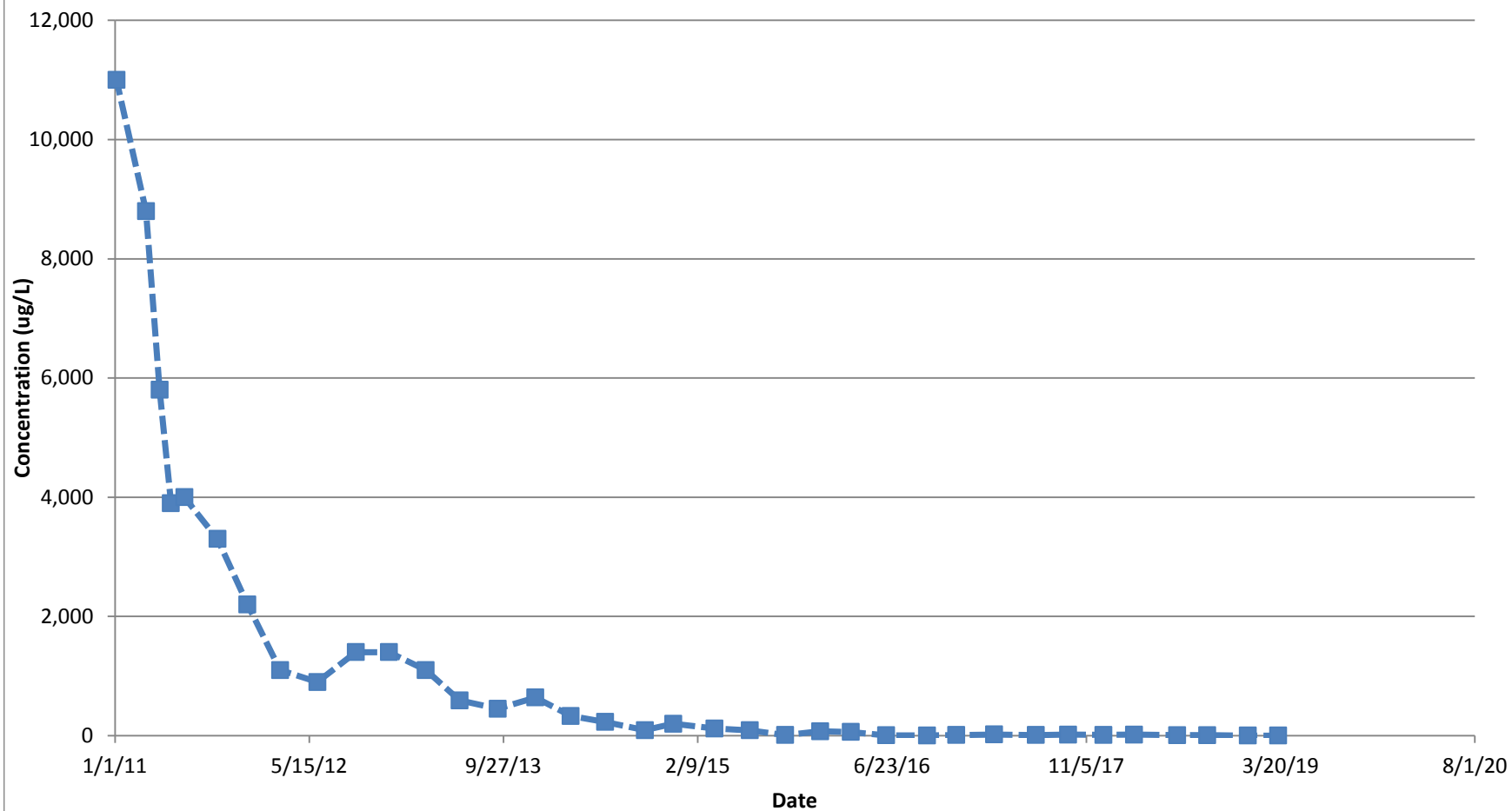
MTBE Concentrations Trend Graph MW-10



Note: A concentration of 0 ($\mu\text{g/l}$ or mg/l) indicates that the result was below the laboratory detection limit.

MTBE ($\mu\text{g/L}$)

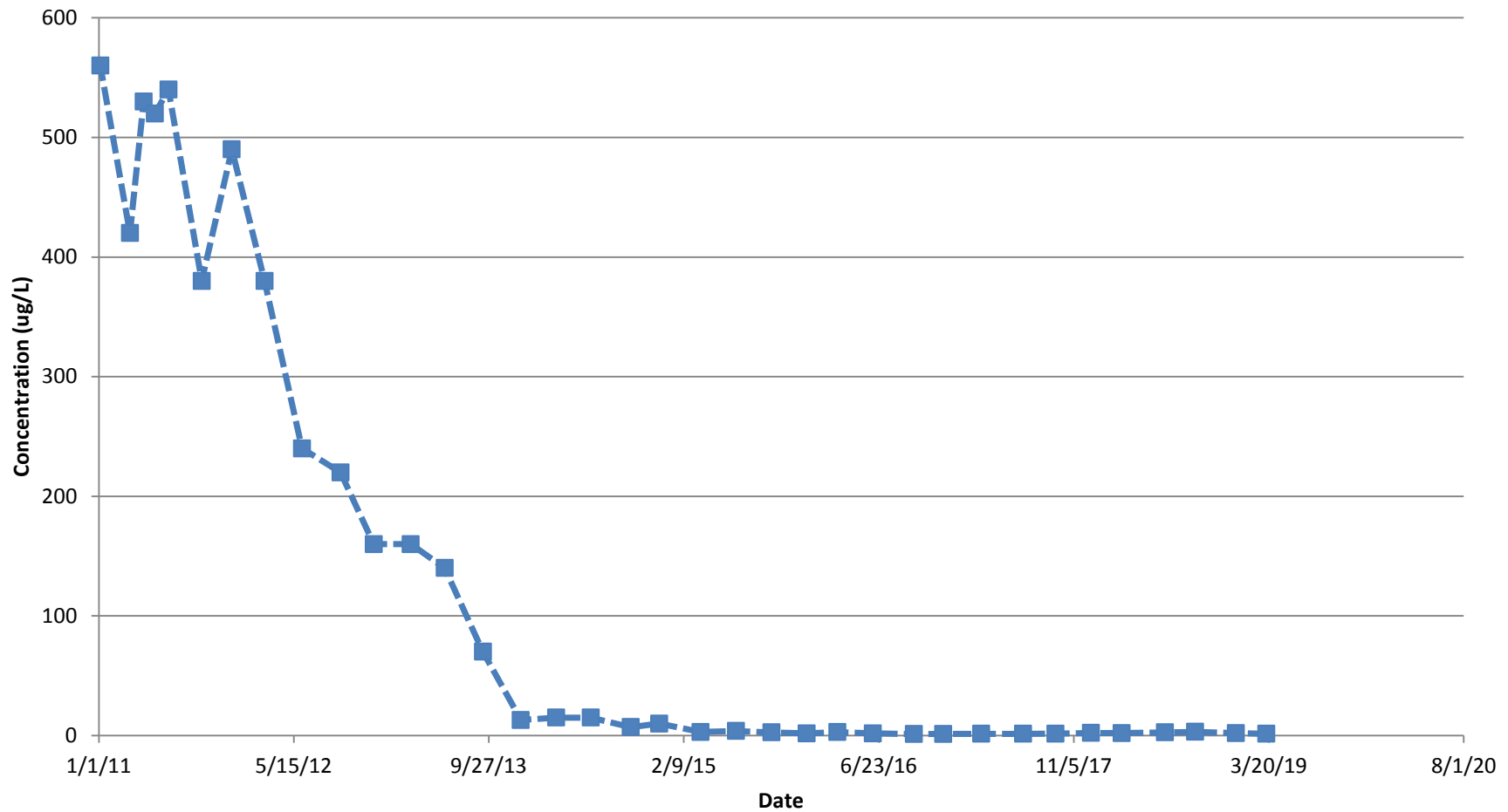
MTBE Concentrations Trend Graph MW-11



Note: A concentration of 0 (ug/l or mg/l) indicates that the result was below the laboratory detection limit.

MTBE (µg/L)

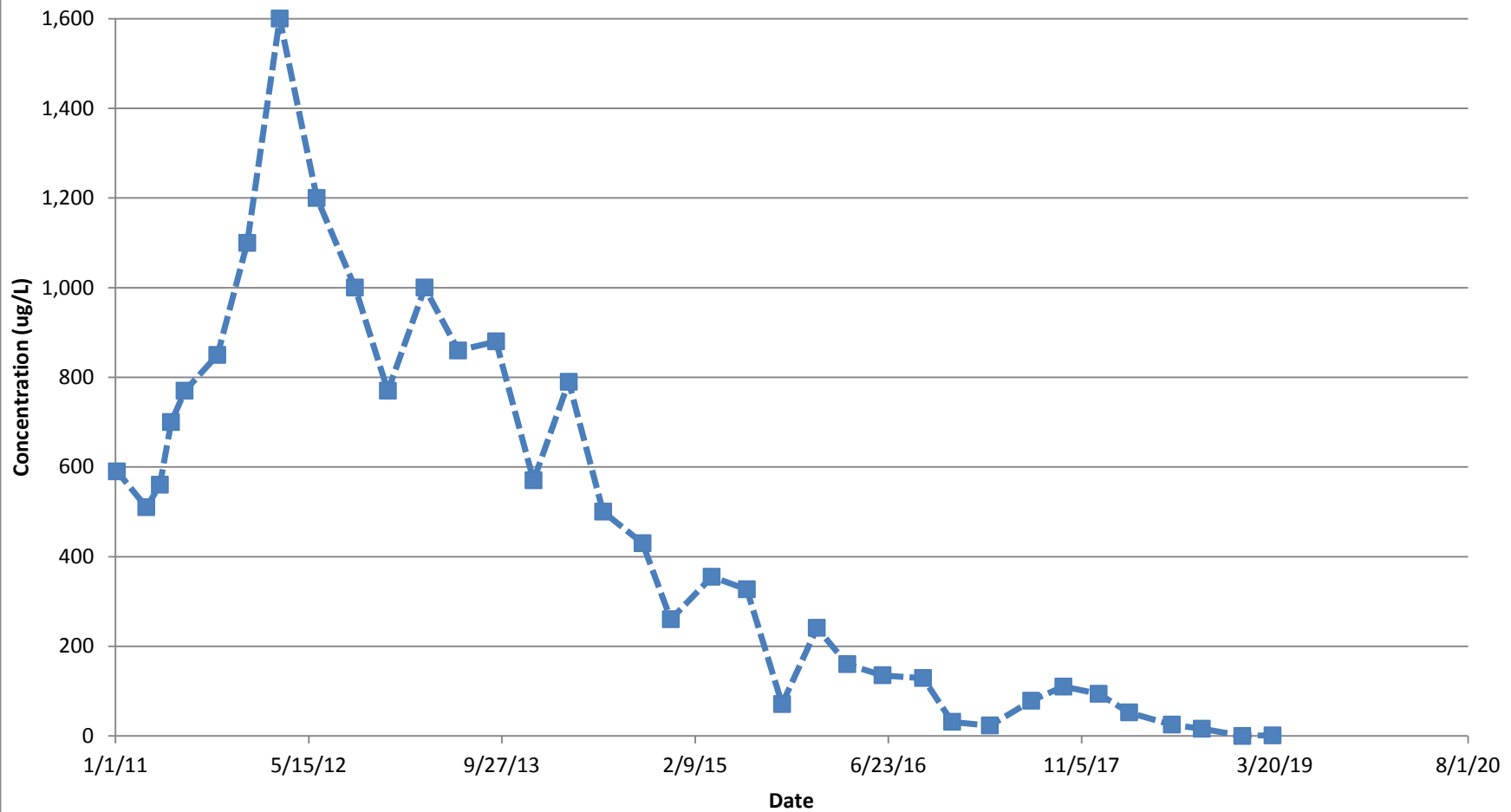
MTBE Concentrations Trend Graph MW-12



Note: A concentration of 0 (ug/l or mg/l) indicates that the result was below the laboratory detection limit.

—■— MTBE (µg/L)

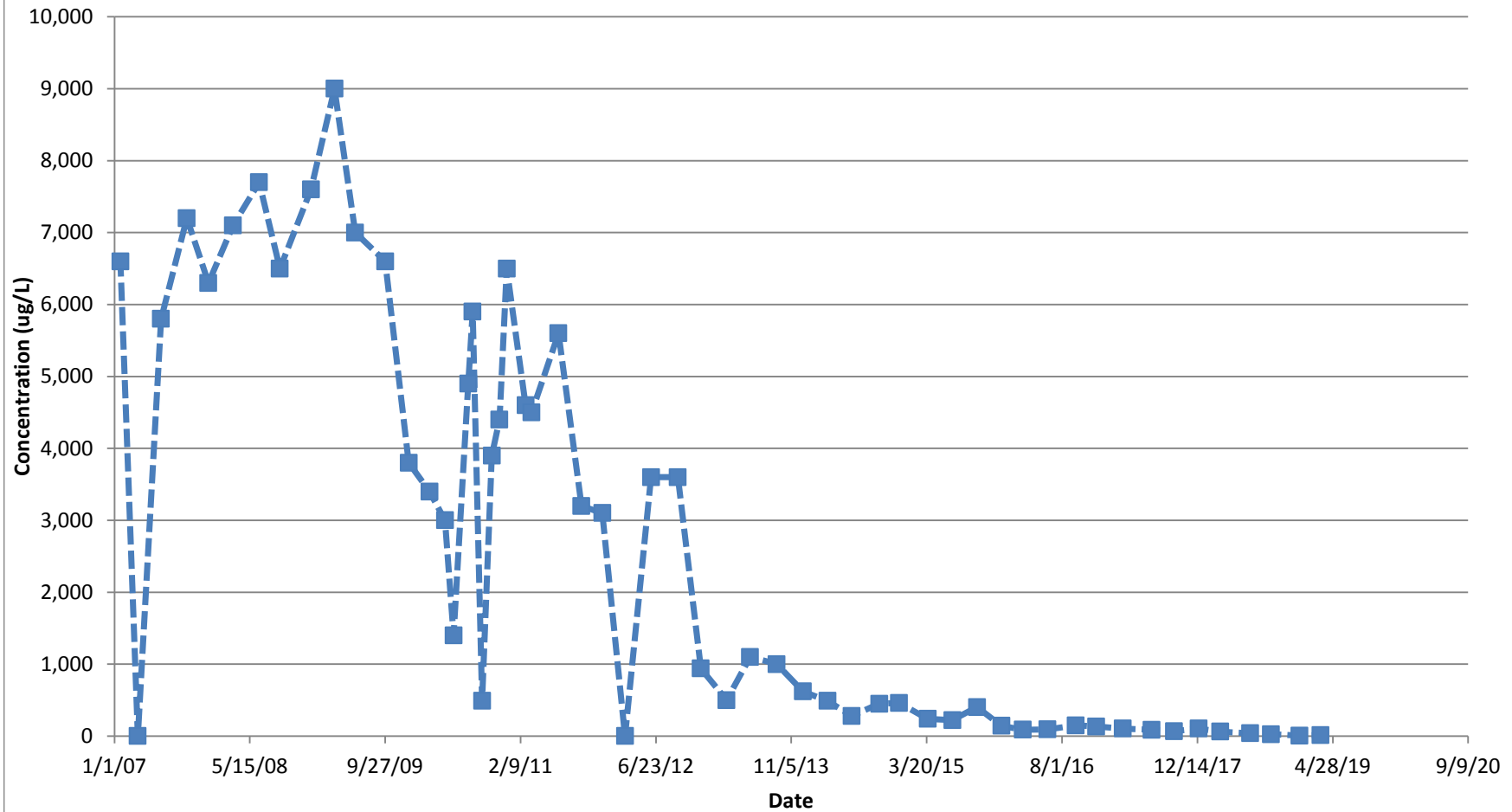
MTBE Concentrations Trend Graph MW-13



Note: A concentration of 0 (ug/l or mg/l) indicates that the result was below the laboratory detection limit.

—■— MTBE (ug/L)

MTBE Concentrations Trend Graph HW-3



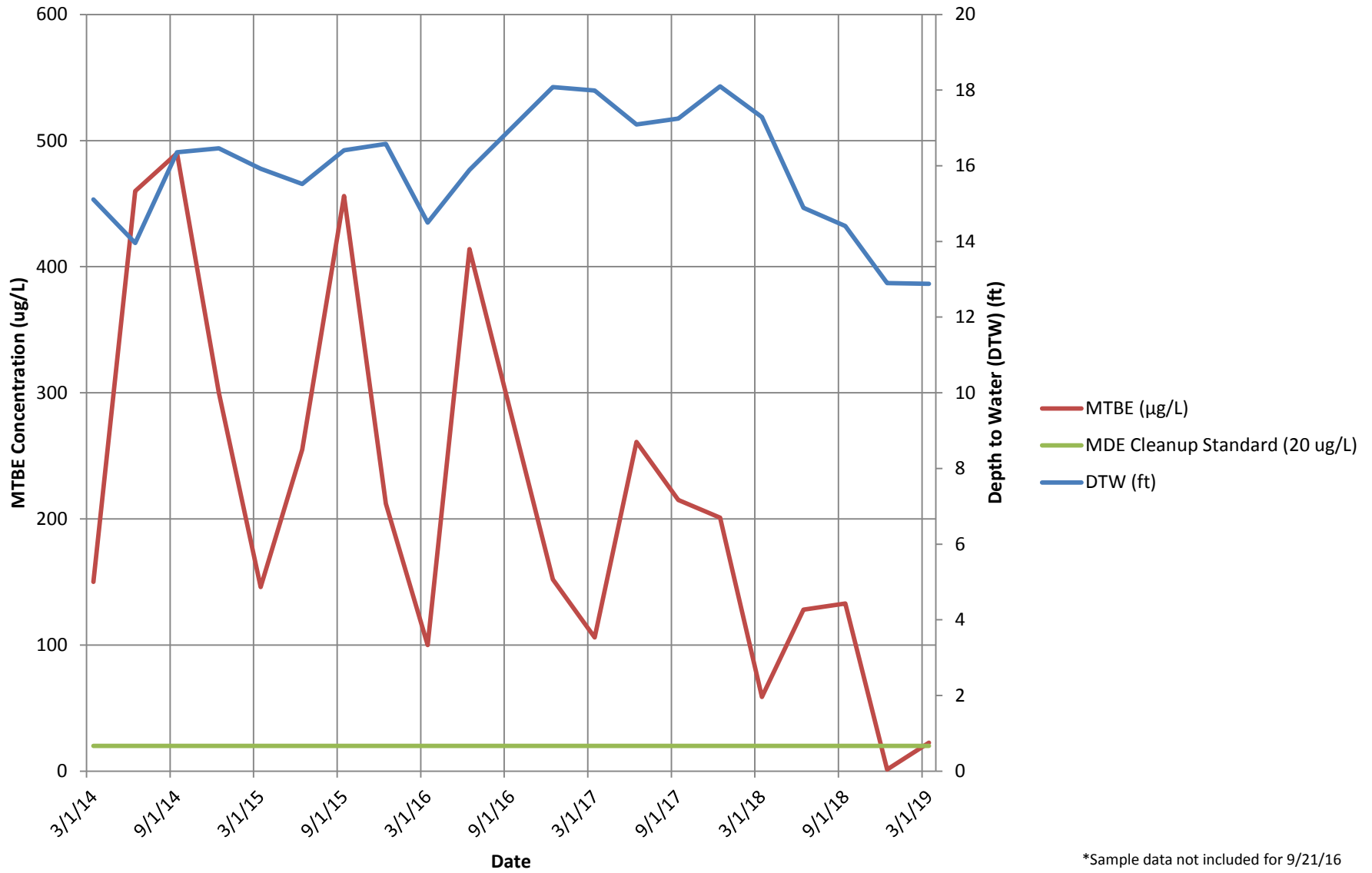
Note: A concentration of 0 (ug/l or mg/l) indicates that the result was below the laboratory detection limit.

MTBE (ug/L)

ATTACHMENT D

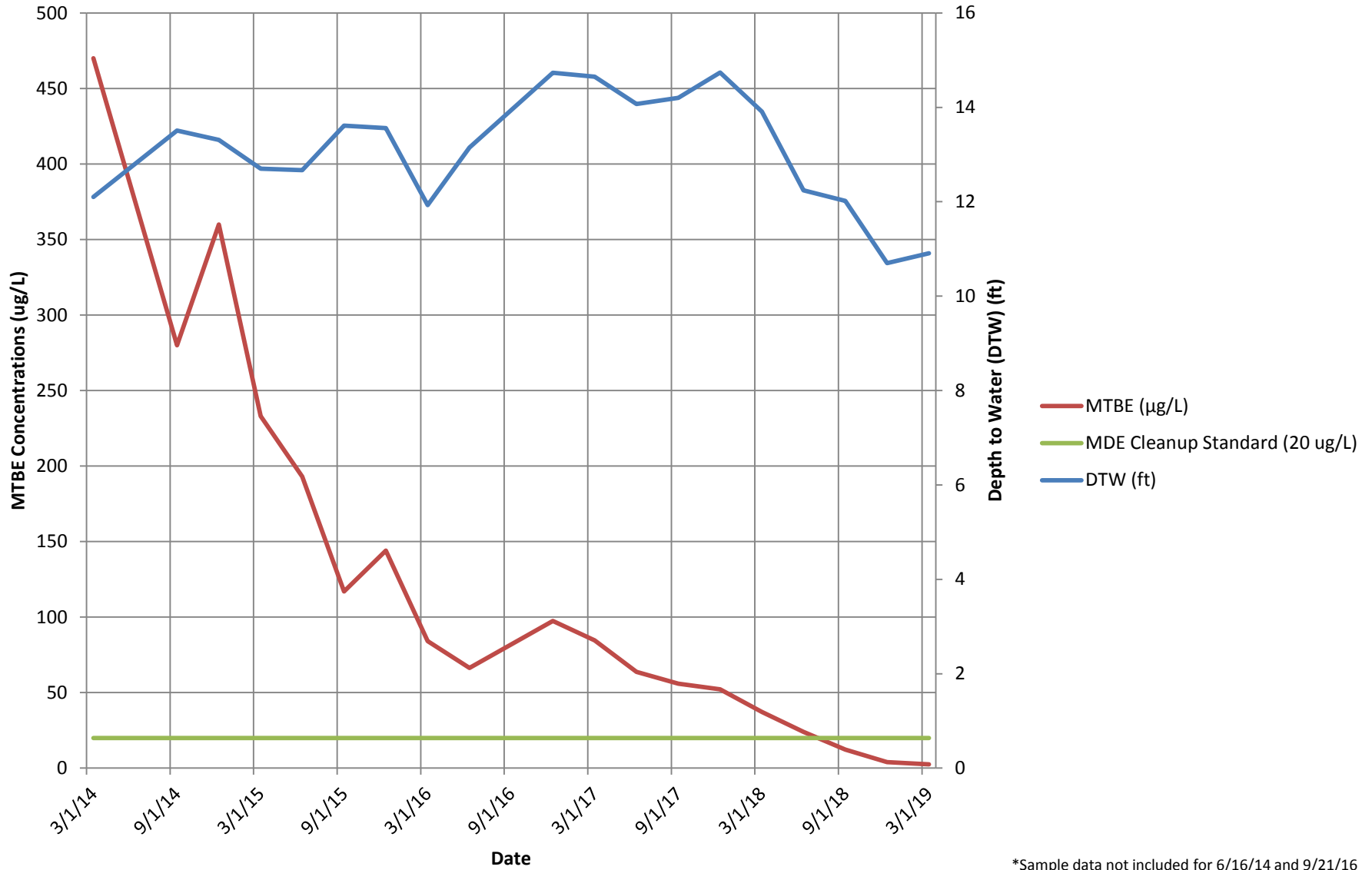
MTBE Concentrations vs. Depth to Water: Past Five Years

MW-4A MTBE Concentrations vs. Depth to Water: Past Five Years



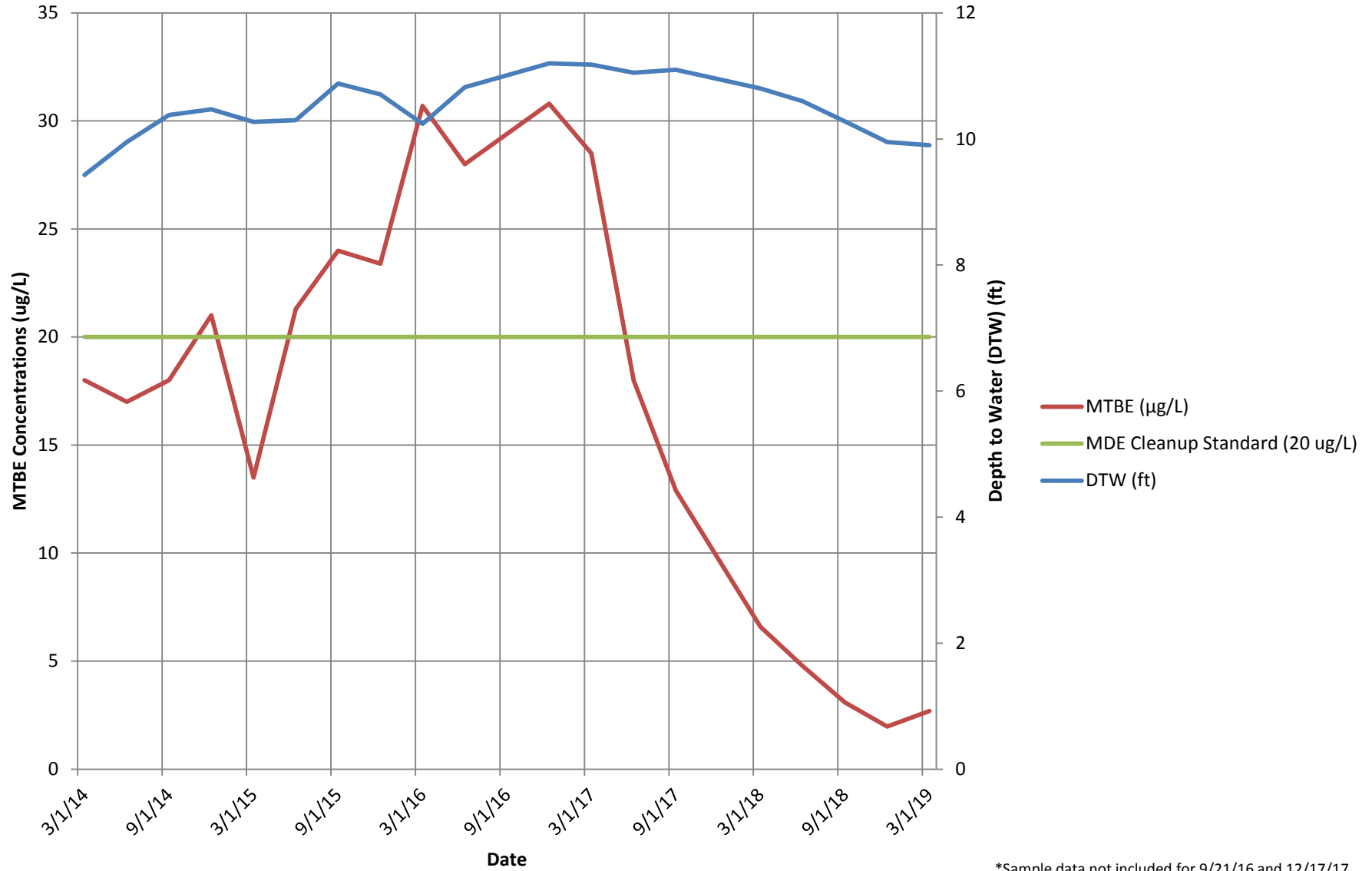
*Sample data not included for 9/21/16

MW-6 MTBE Concentrations vs. Depth to Water: Past Five Years



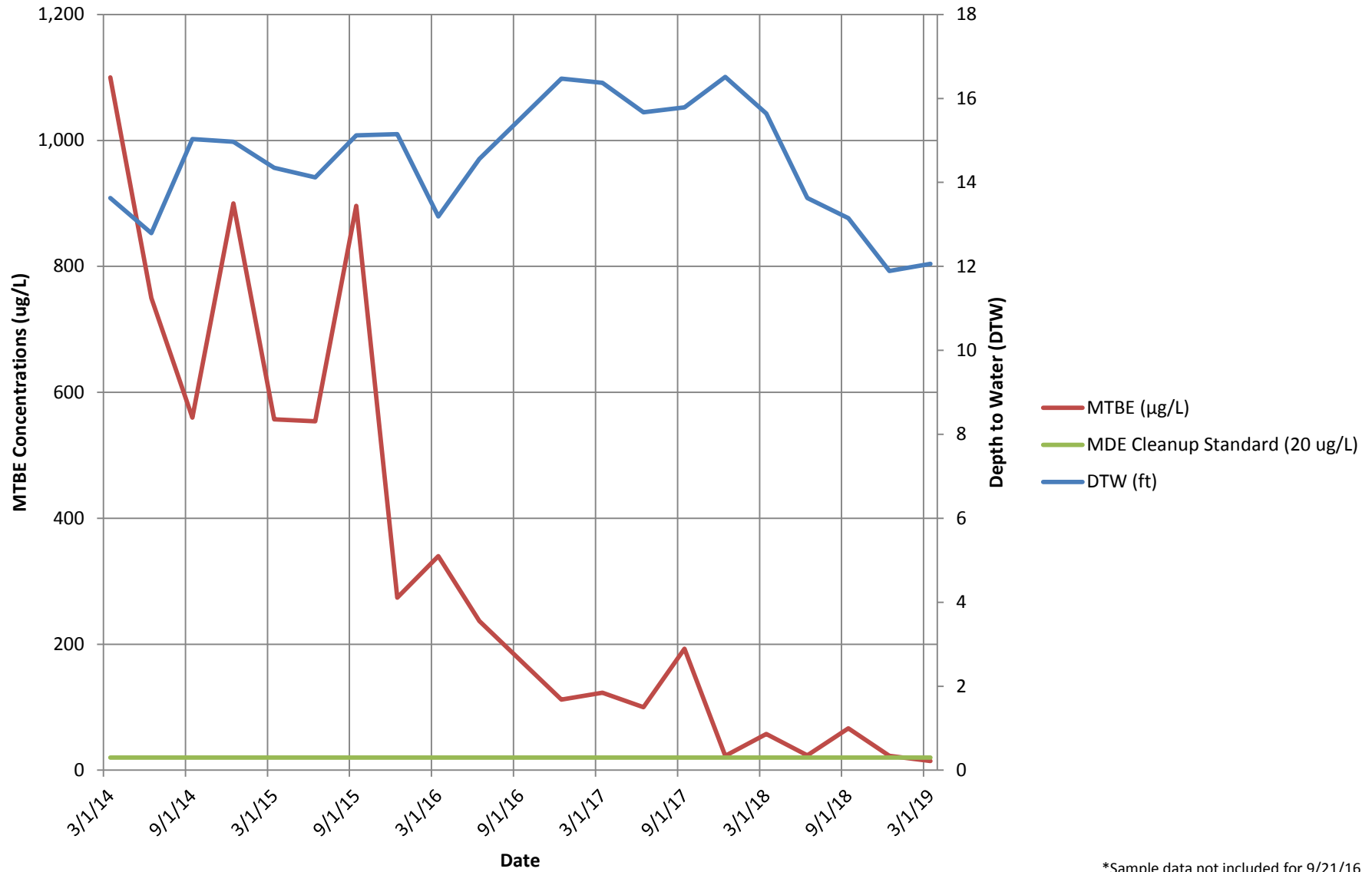
*Sample data not included for 6/16/14 and 9/21/16

MW-8A MTBE Concentrations vs. Depth to Water: Past Five Years



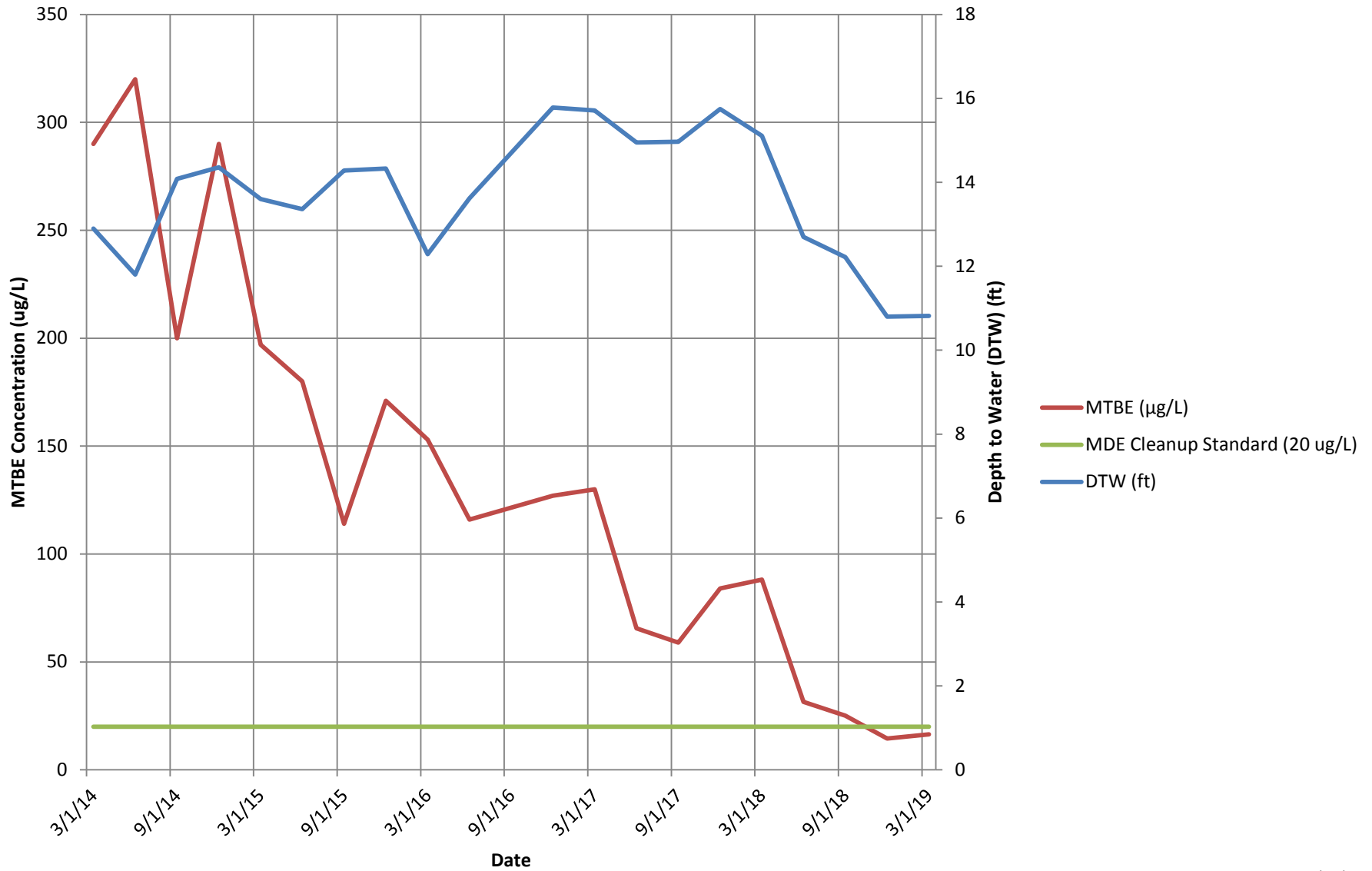
*Sample data not included for 9/21/16 and 12/17/17

MW-9 MTBE Concentrations vs. Depth to Water: Past Five Years



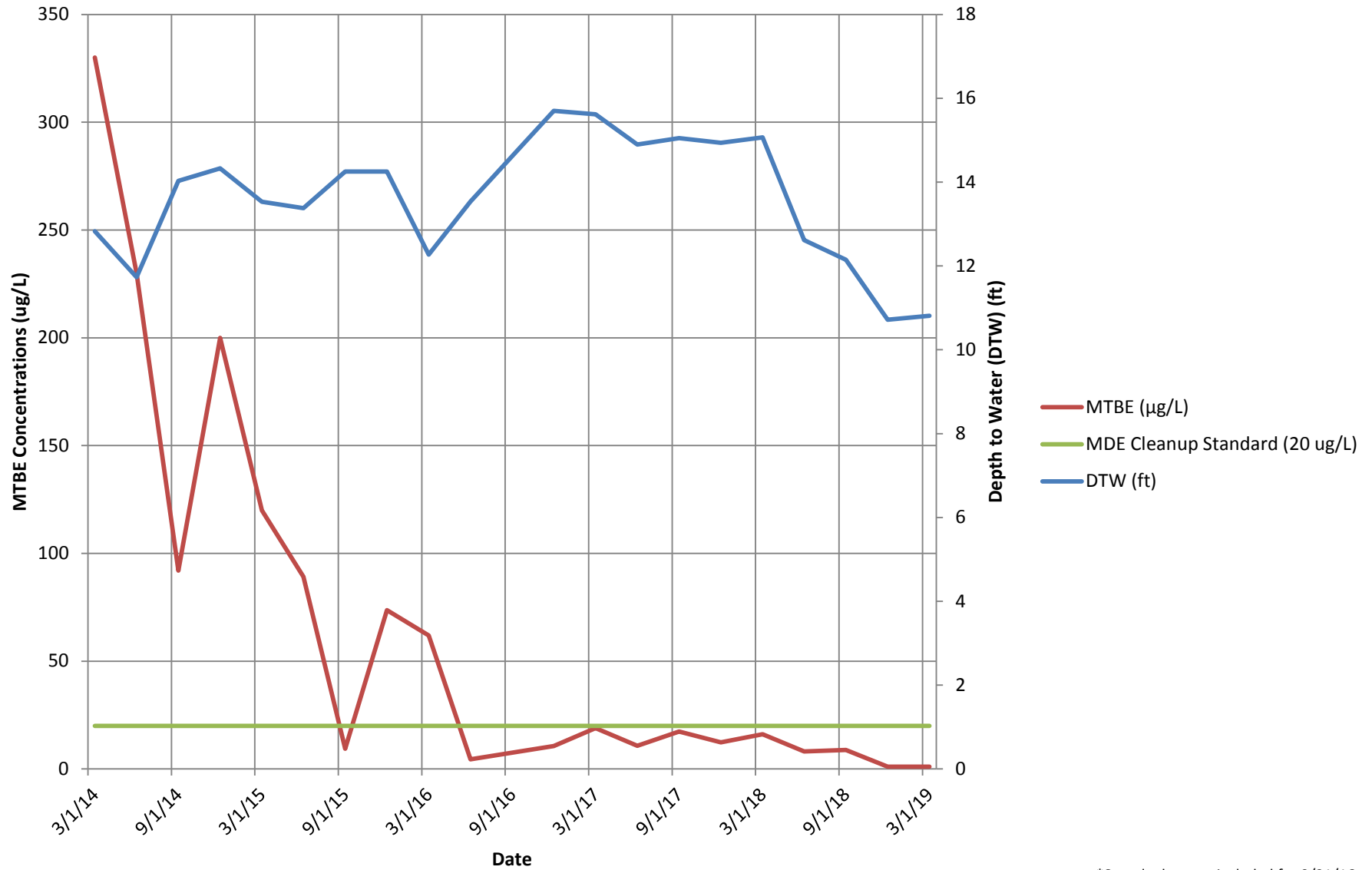
*Sample data not included for 9/21/16

MW-10 MTBE Concentrations vs. Depth to Water: Past Five Years



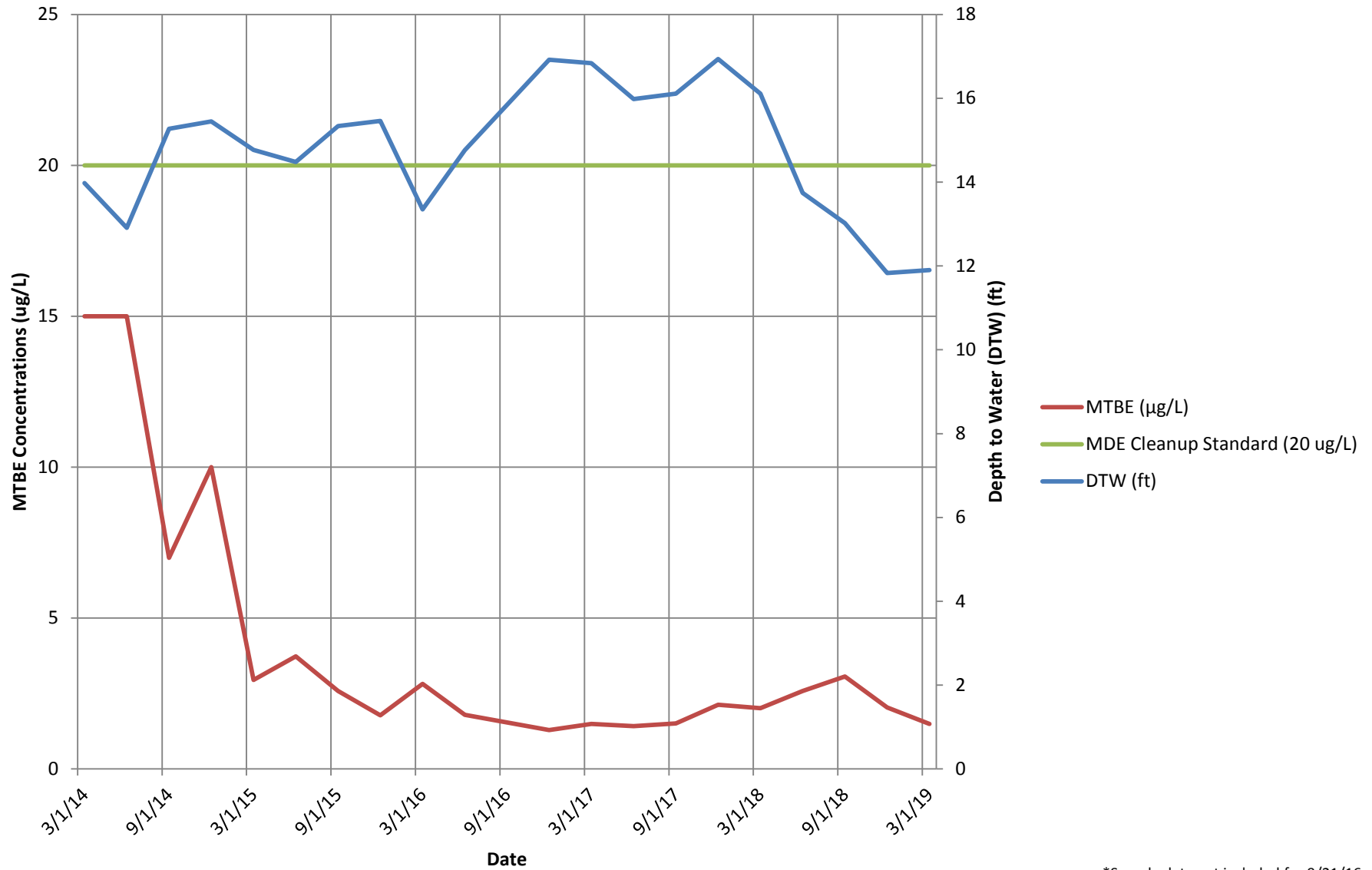
*Sample data not included for 9/21/16

MW-11 MTBE Concentrations vs. Depth to Water: Past Five Years



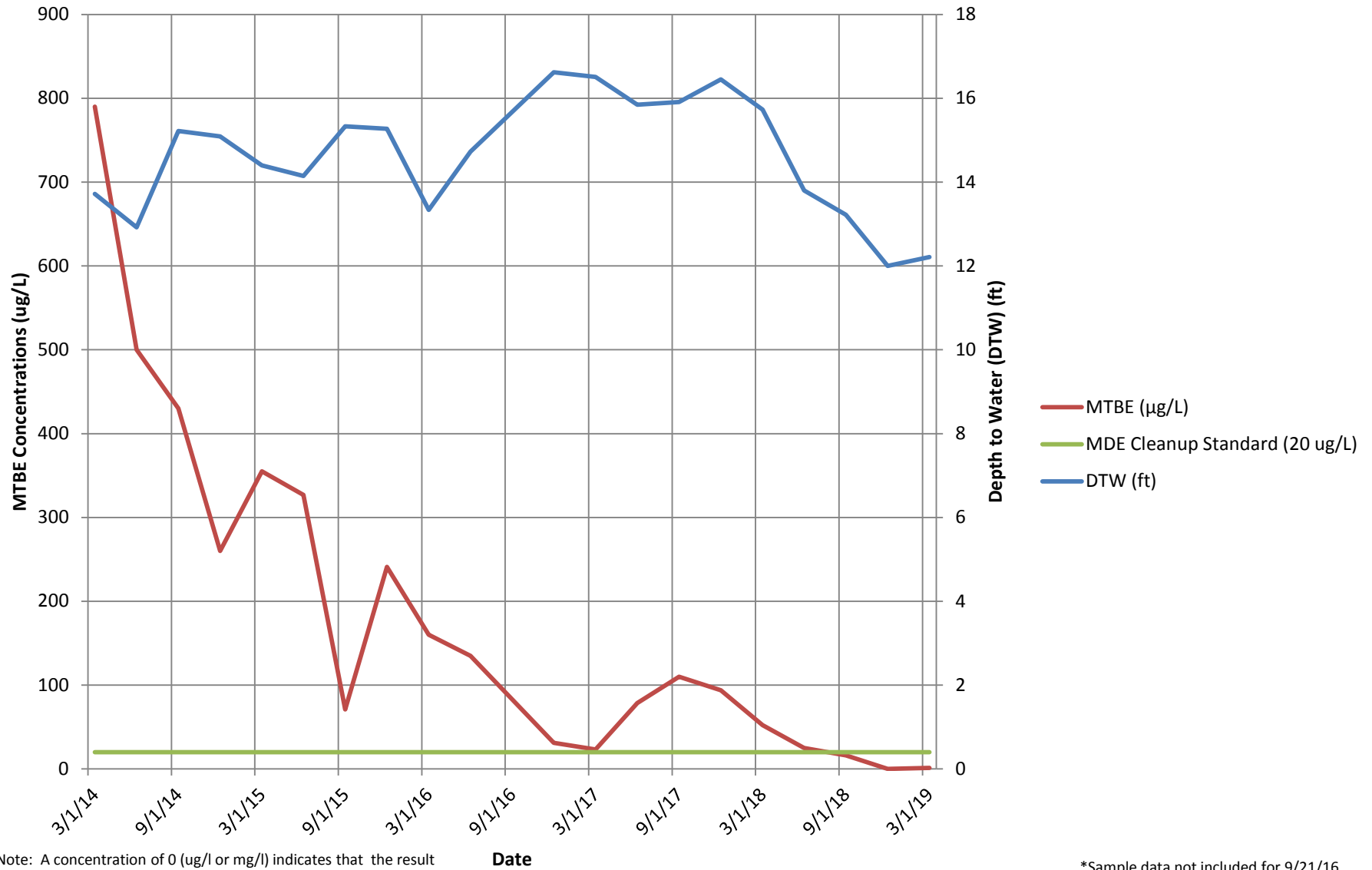
*Sample data not included for 9/21/16

MW-12 MTBE Concentrations vs. Depth to Water: Past Five Years



*Sample data not included for 9/21/16

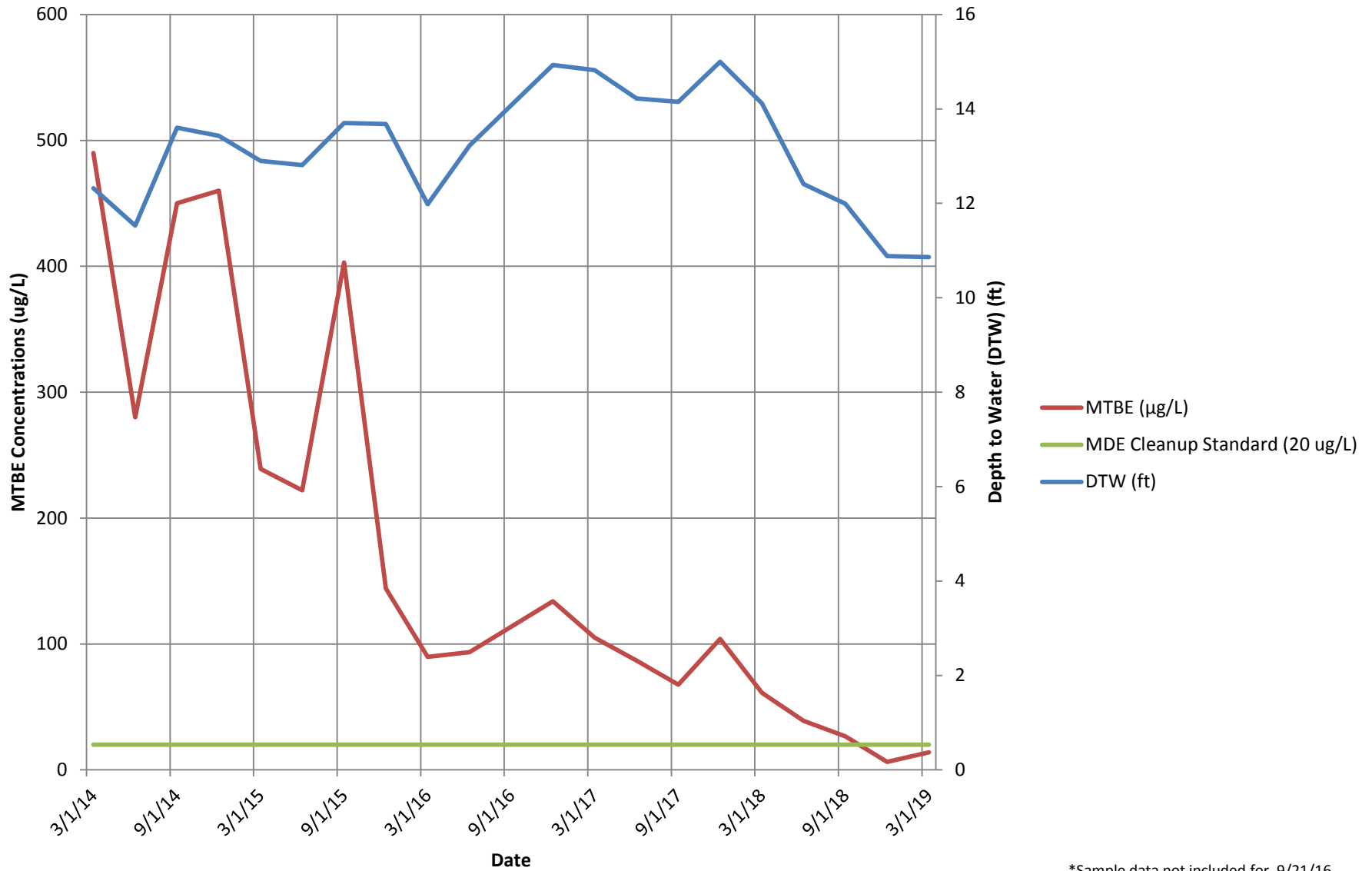
MW-13 MTBE Concentrations vs. Depth to Water: Past Five Years



Note: A concentration of 0 (µg/l or mg/l) indicates that the result was below the laboratory detection limit.

*Sample data not included for 9/21/16

HW-3 MTBE Concentrations vs. Depth to Water: Past Five Years

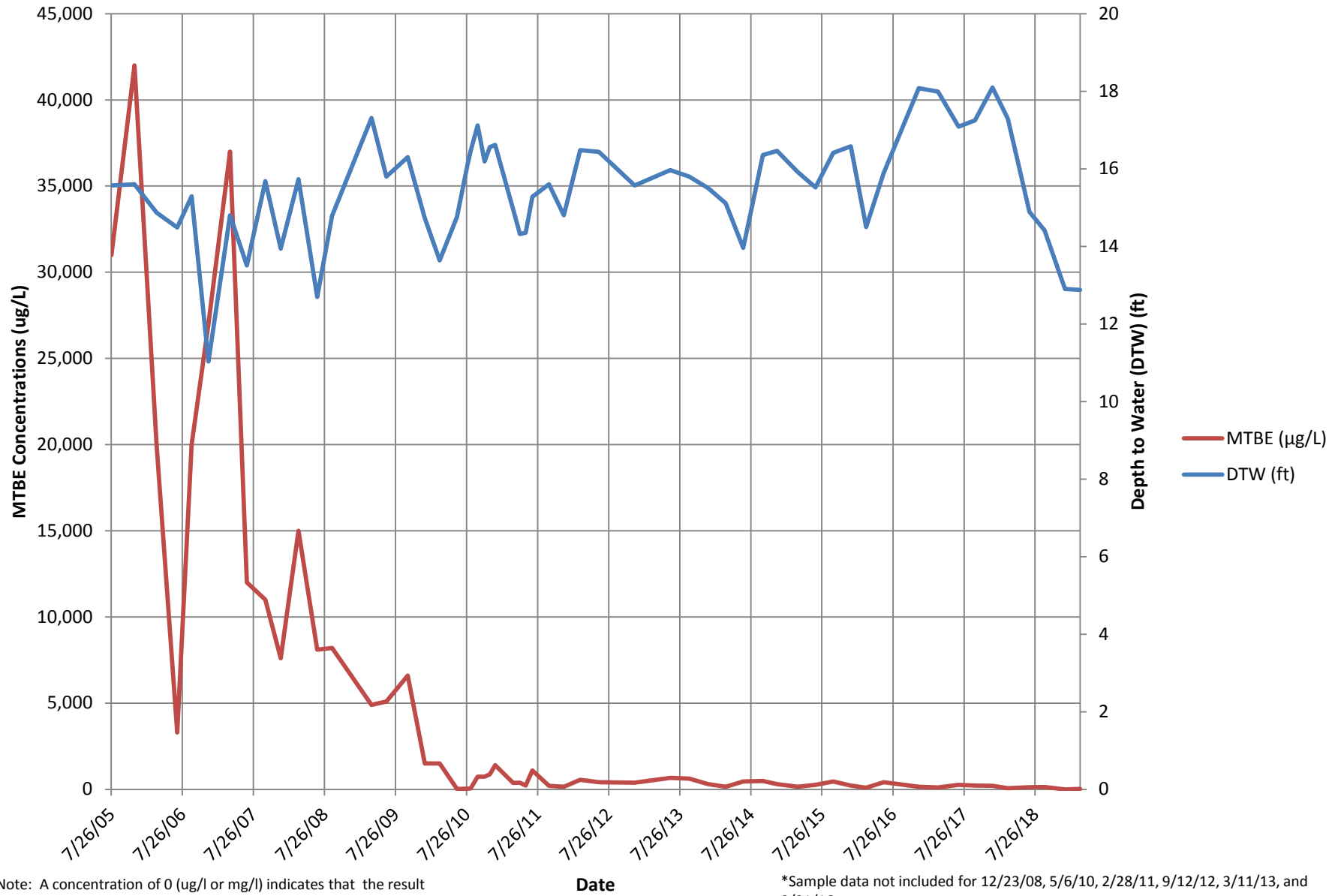


*Sample data not included for 9/21/16

ATTACHMENT E

MTBE Concentrations vs. Depth to Water

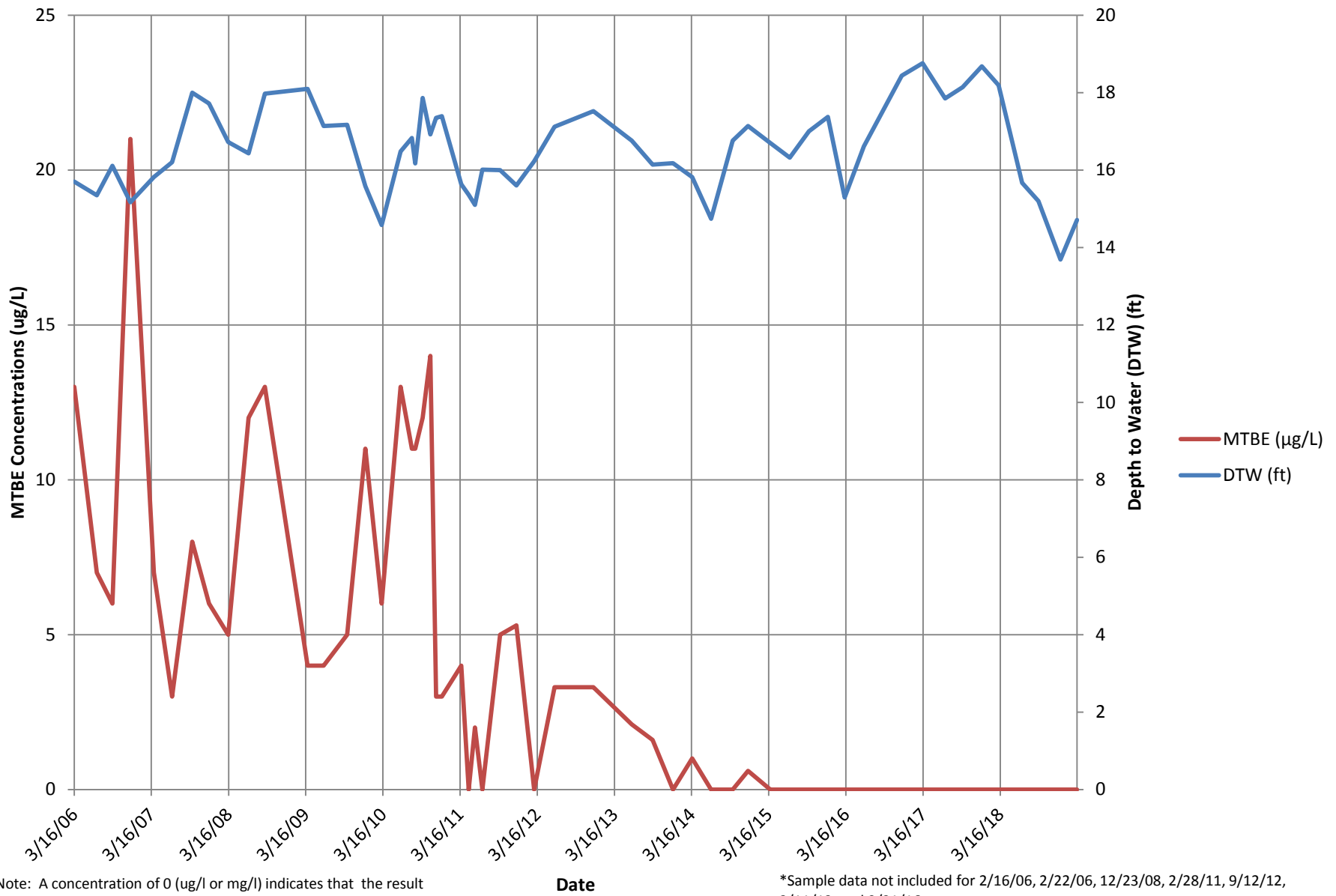
MW-4A MTBE Concentrations vs. Depth to Water



Note: A concentration of 0 ($\mu\text{g/l}$ or mg/l) indicates that the result was below the laboratory detection limit.

*Sample data not included for 12/23/08, 5/6/10, 2/28/11, 9/12/12, 3/11/13, and 9/21/16

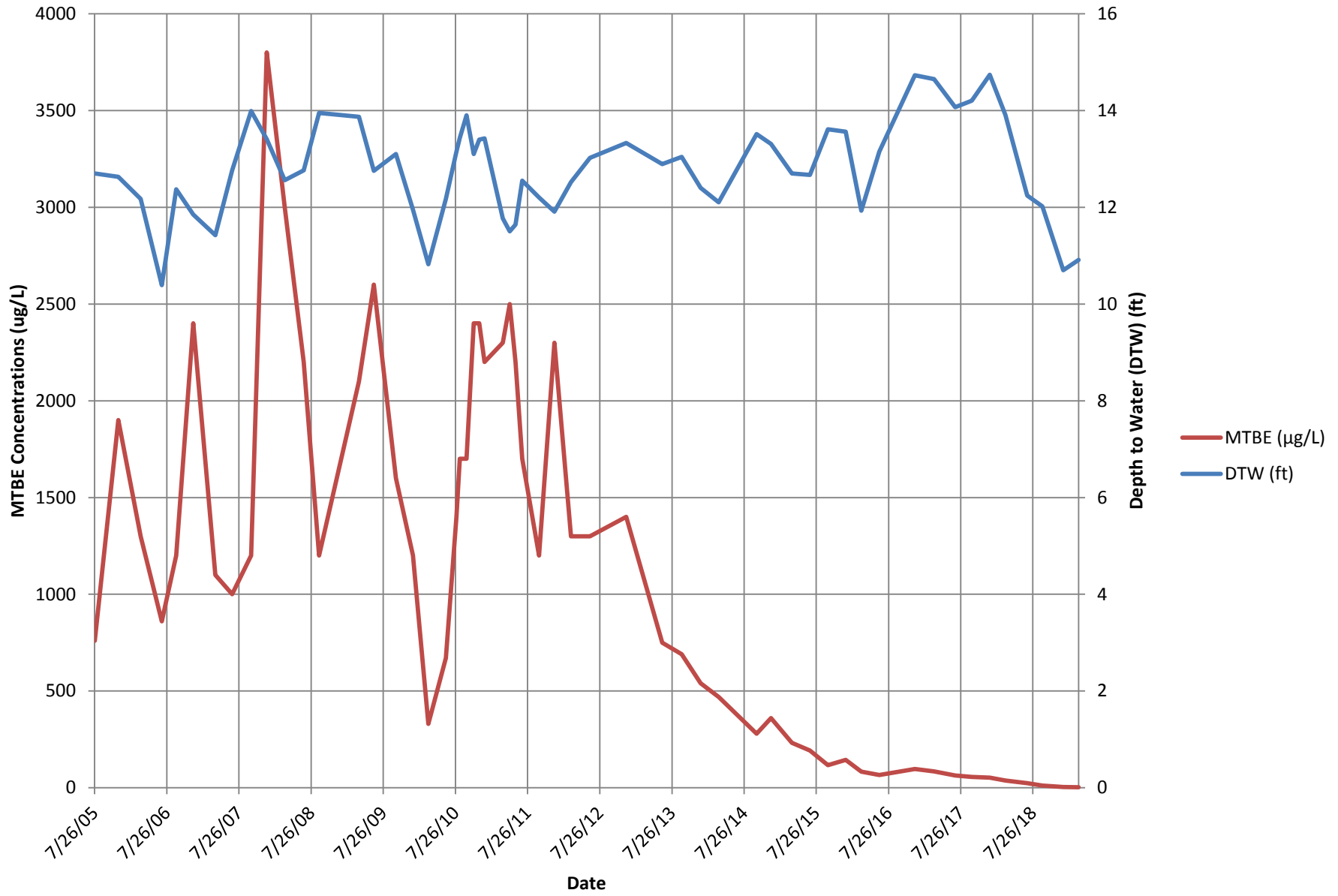
MW-4B MTBE Concentrations vs. Depth to Water



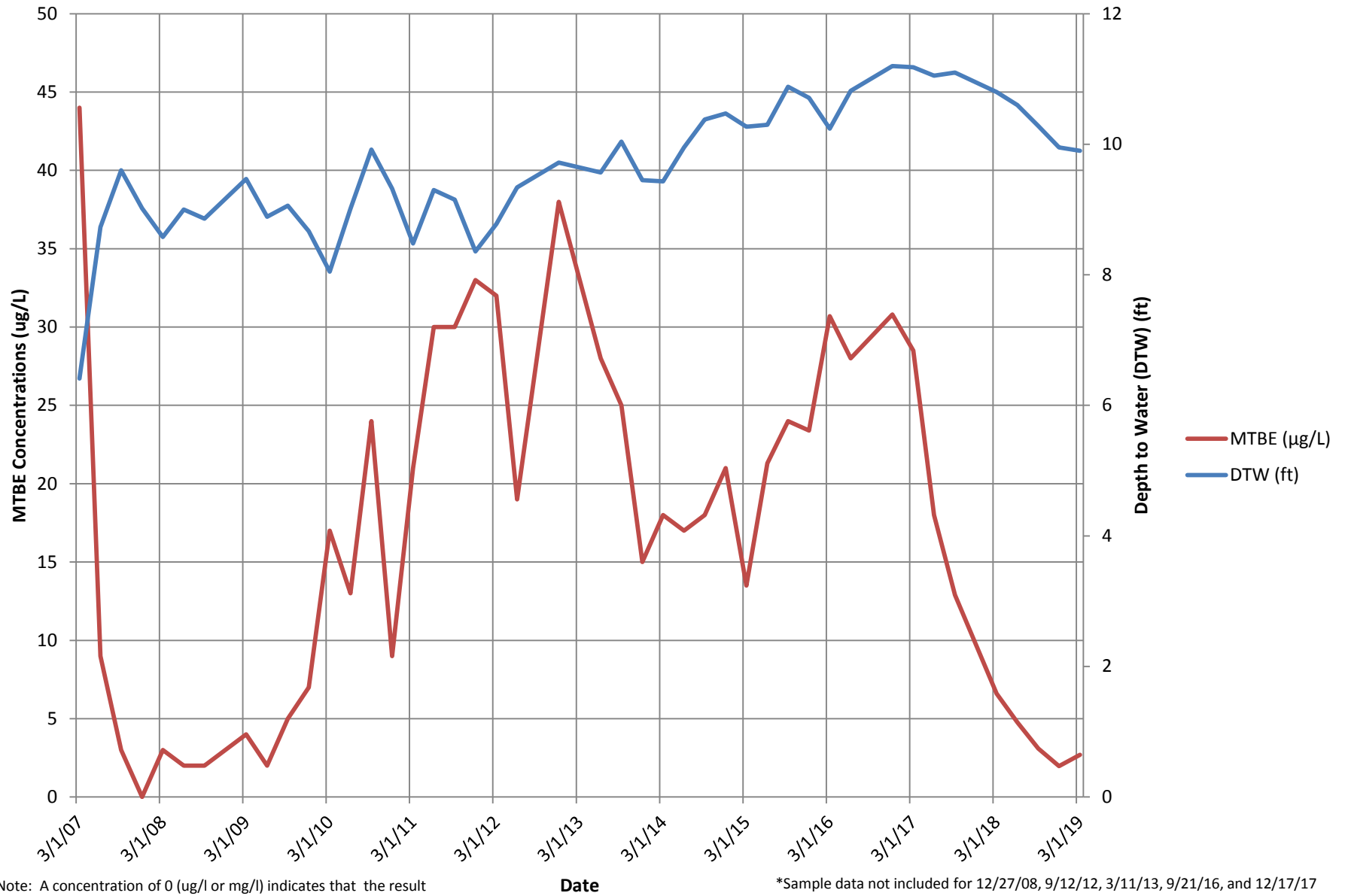
Note: A concentration of 0 ($\mu\text{g/l}$ or mg/l) indicates that the result was below the laboratory detection limit.

*Sample data not included for 2/16/06, 2/22/06, 12/23/08, 2/28/11, 9/12/12, 3/11/13, and 9/21/16

MW-6 MTBE Concentration vs. Depth to Water



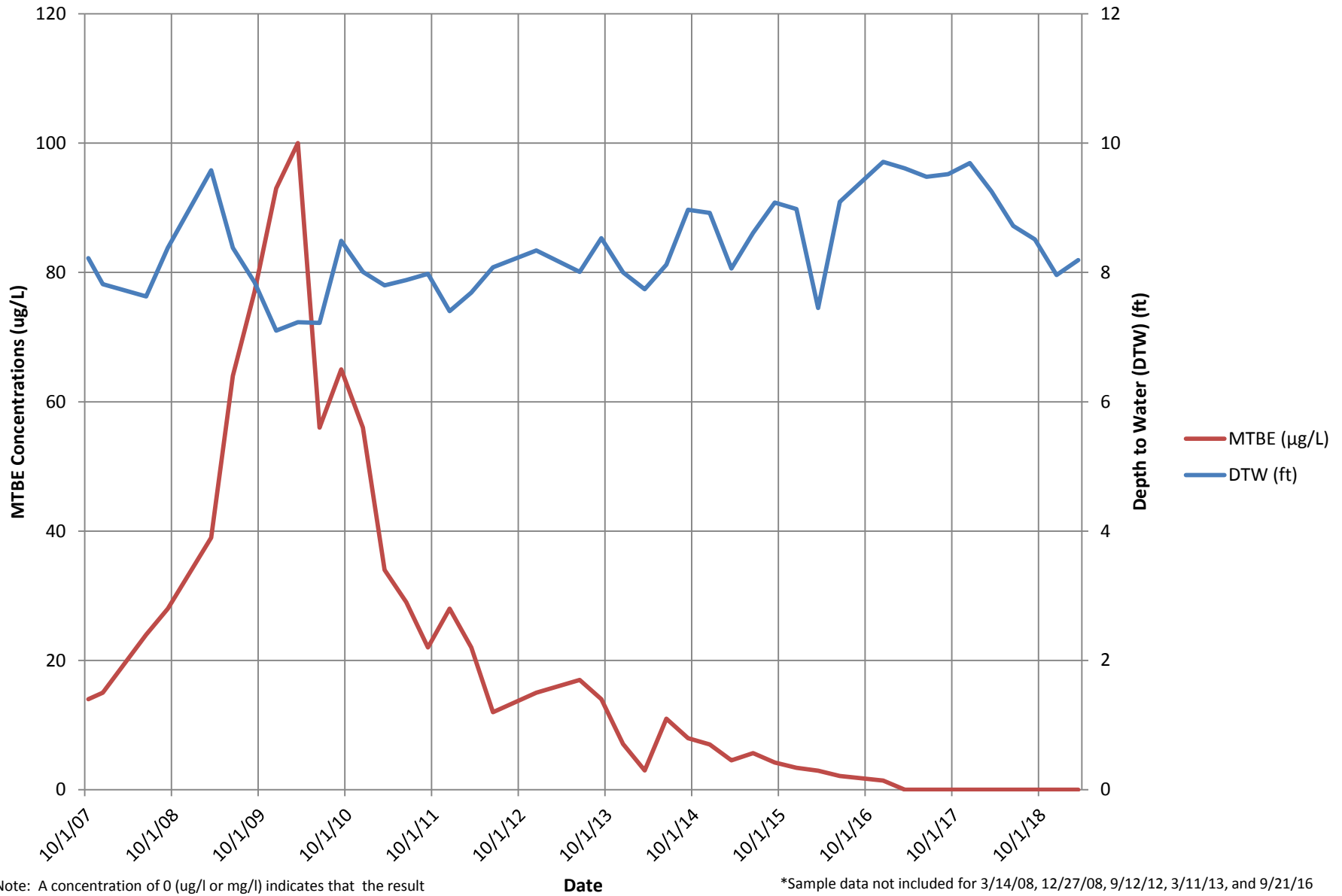
MW-8A MTBE Concentrations vs. Depth to Water



Note: A concentration of 0 (µg/l or mg/l) indicates that the result was below the laboratory detection limit.

*Sample data not included for 12/27/08, 9/12/12, 3/11/13, 9/21/16, and 12/17/17

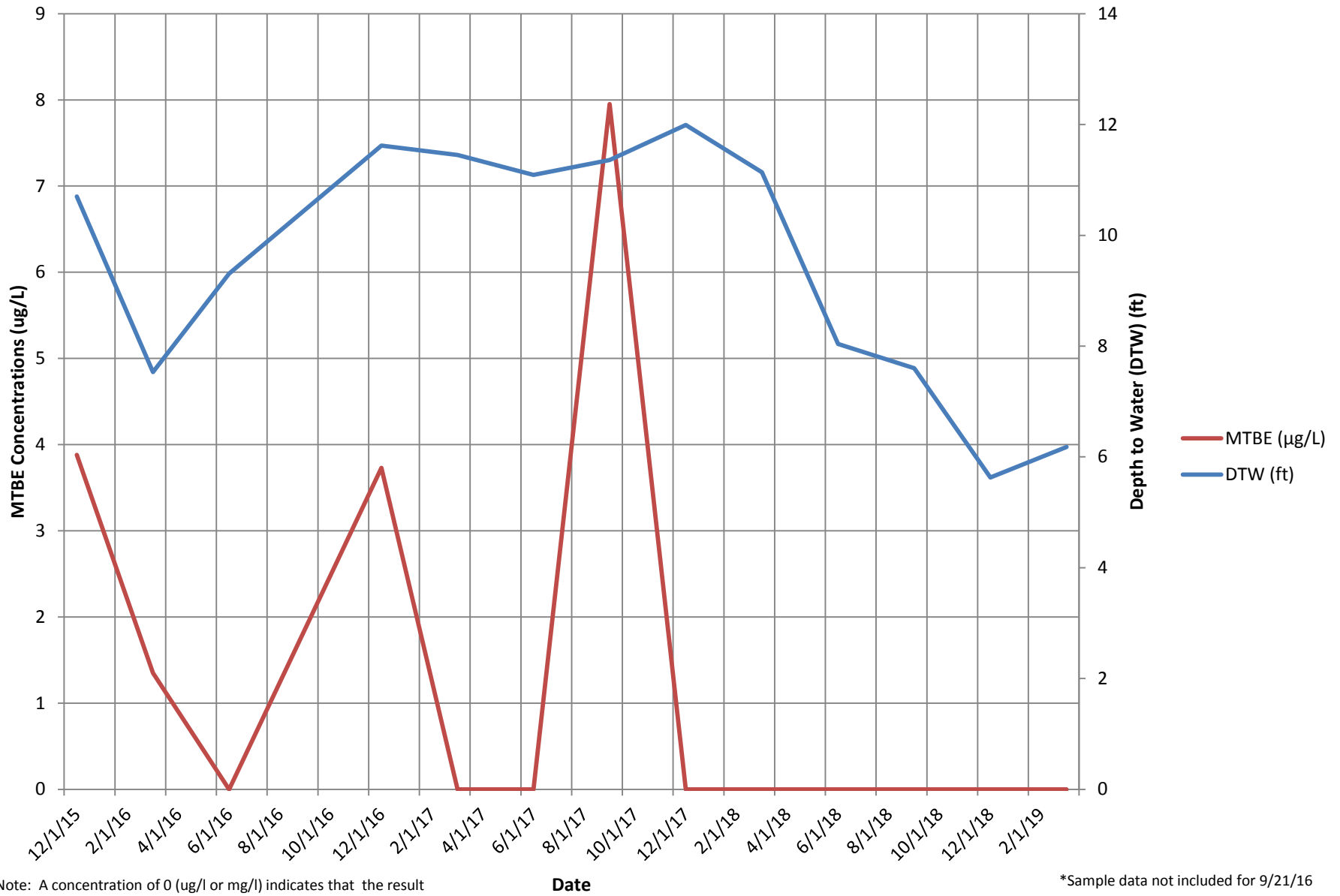
MW-8B MTBE Concentrations vs. Depth to Water



Note: A concentration of 0 ($\mu\text{g/l}$ or mg/l) indicates that the result was below the laboratory detection limit.

*Sample data not included for 3/14/08, 12/27/08, 9/12/12, 3/11/13, and 9/21/16

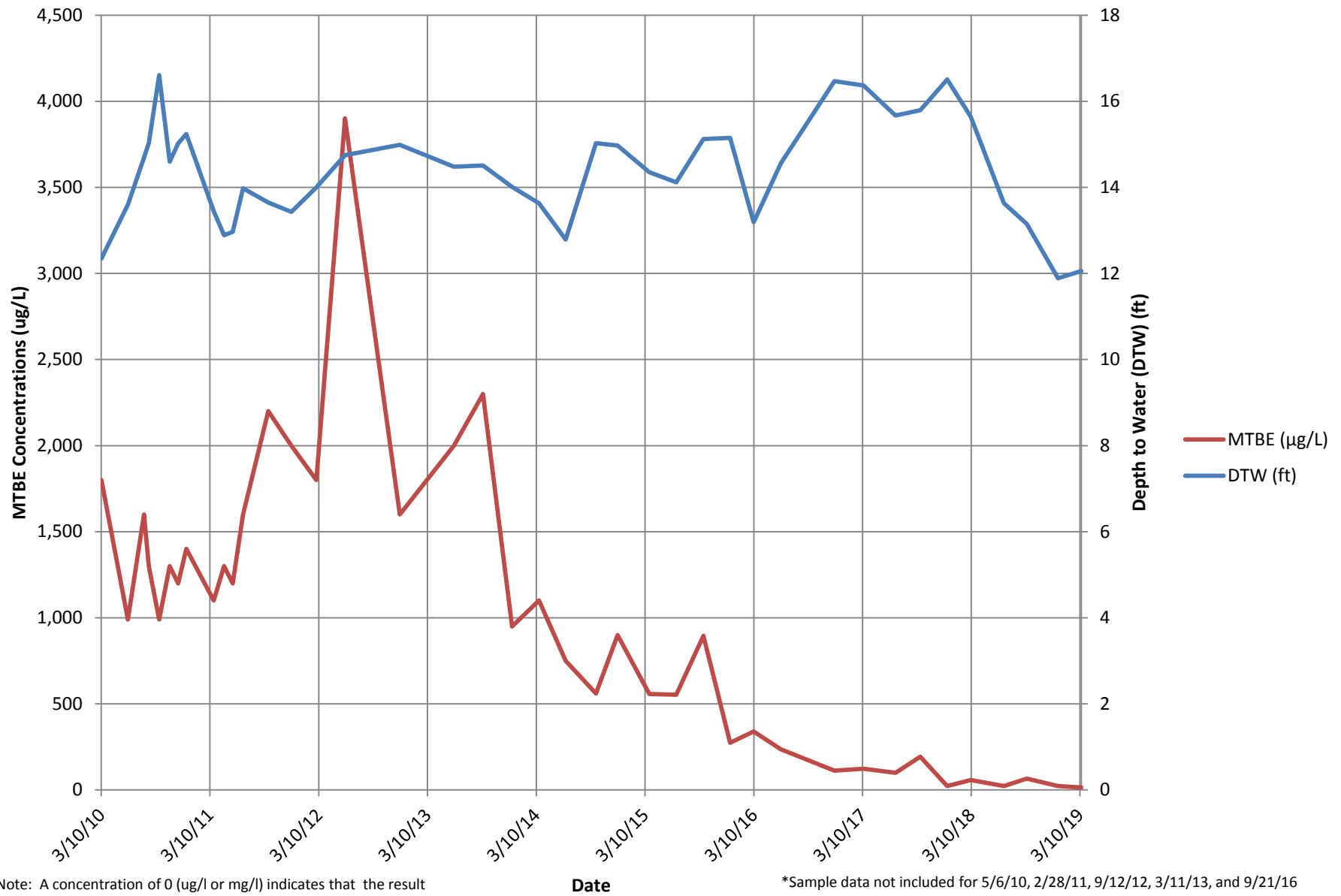
MW-8C MTBE Concentrations vs. Depth to Water



Note: A concentration of 0 (ug/l or mg/l) indicates that the result was below the laboratory detection limit.

*Sample data not included for 9/21/16

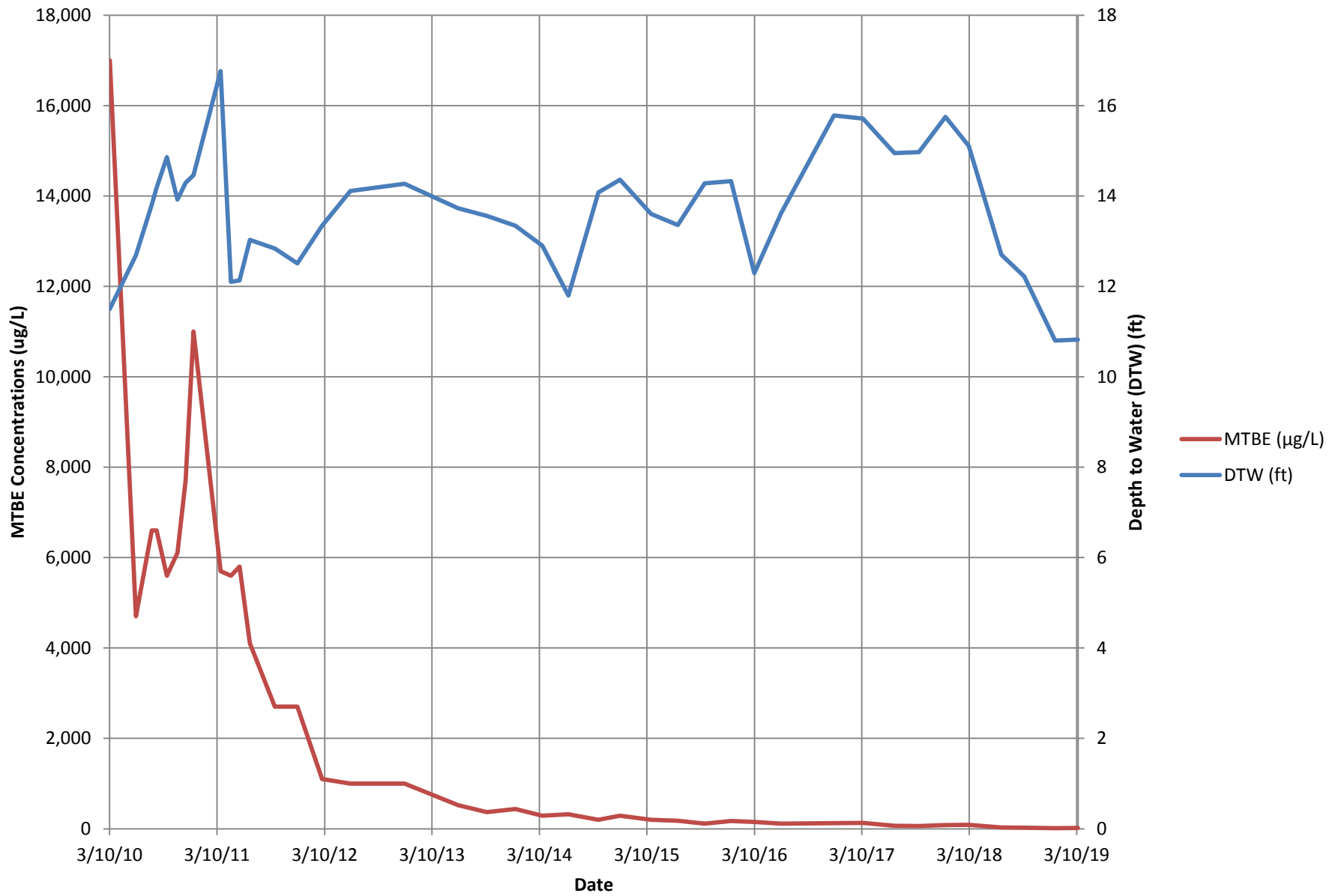
MW-9 MTBE Concentrations vs Depth to Water



Note: A concentration of 0 (ug/l or mg/l) indicates that the result was below the laboratory detection limit.

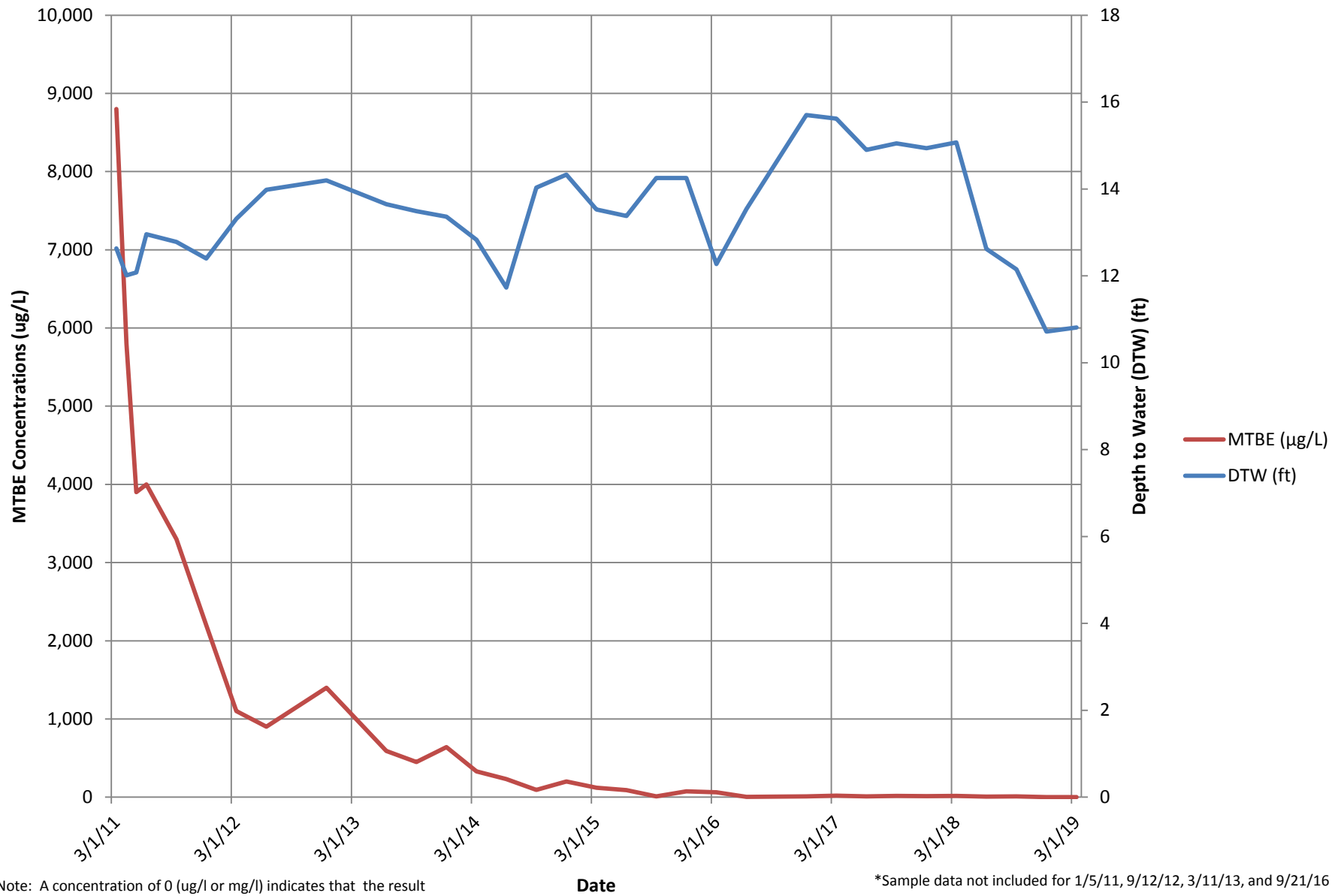
*Sample data not included for 5/6/10, 2/28/11, 9/12/12, 3/11/13, and 9/21/16

MW-10 MTBE Concentrations vs. Depth to Water



*Sample data not included for 5/6/10, 2/28/11, 9/12/12, 3/11/13, and 9/21/16

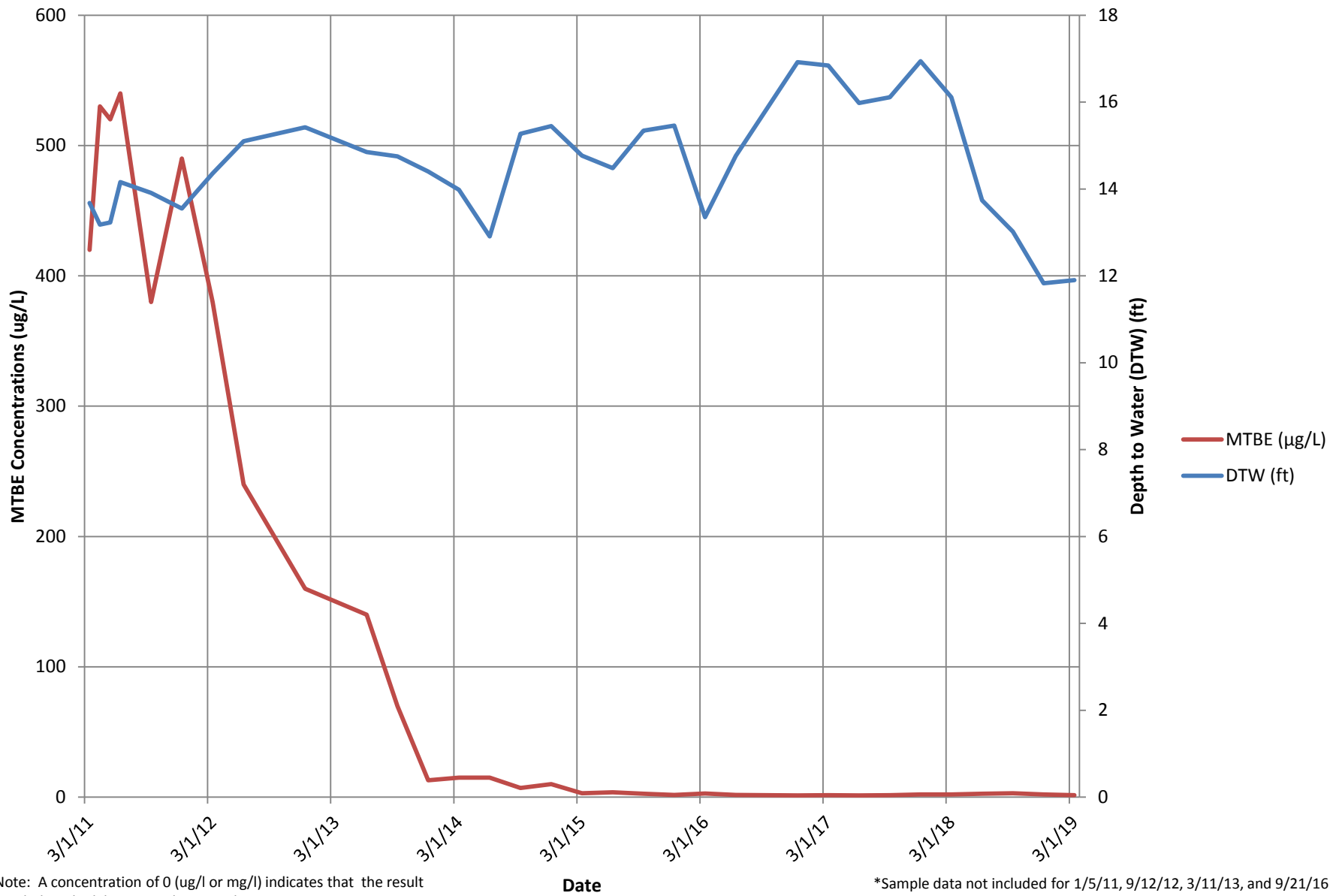
MW-11 MTBE Concentrations vs. Depth to Water



Note: A concentration of 0 ($\mu\text{g/l}$ or mg/l) indicates that the result was below the laboratory detection limit.

*Sample data not included for 1/5/11, 9/12/12, 3/11/13, and 9/21/16

MW-12 MTBE Concentrations vs. Depth to Water



Note: A concentration of 0 ($\mu\text{g/l}$ or mg/l) indicates that the result was below the laboratory detection limit.

*Sample data not included for 1/5/11, 9/12/12, 3/11/13, and 9/21/16

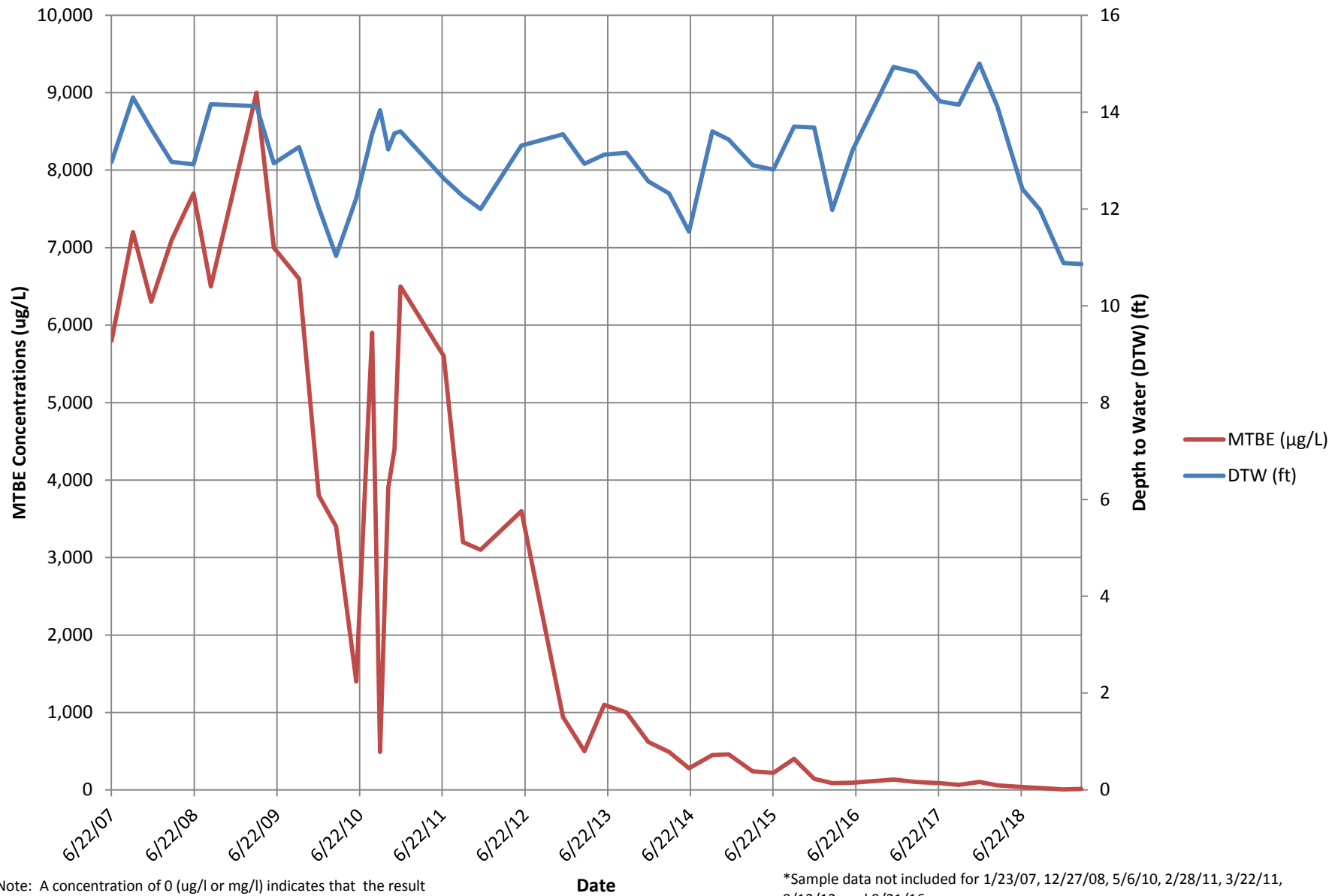
MW-13 MTBE Concentrations vs Depth to Water



Note: A concentration of 0 (µg/l or mg/l) indicates that the result was below the laboratory detection limit.

*Sample data not included for 1/5/11, 9/12/12, 3/11/13, and 9/21/16

HW-3 MTBE Concentrations vs. Depth to Water



Note: A concentration of 0 ($\mu\text{g/l}$ or mg/l) indicates that the result was below the laboratory detection limit.

*Sample data not included for 1/23/07, 12/27/08, 5/6/10, 2/28/11, 3/22/11, 9/12/12, and 9/21/16