

Using surplus food data to strategically target the 50% food waste reduction goal

Mid-Atlantic Food Recovery Summit

October 24, 2018

Bowie State University

Thomas O'Donnell, PhD

U.S. Environmental Protection Agency

Philadelphia, PA

Reducing Mountains of



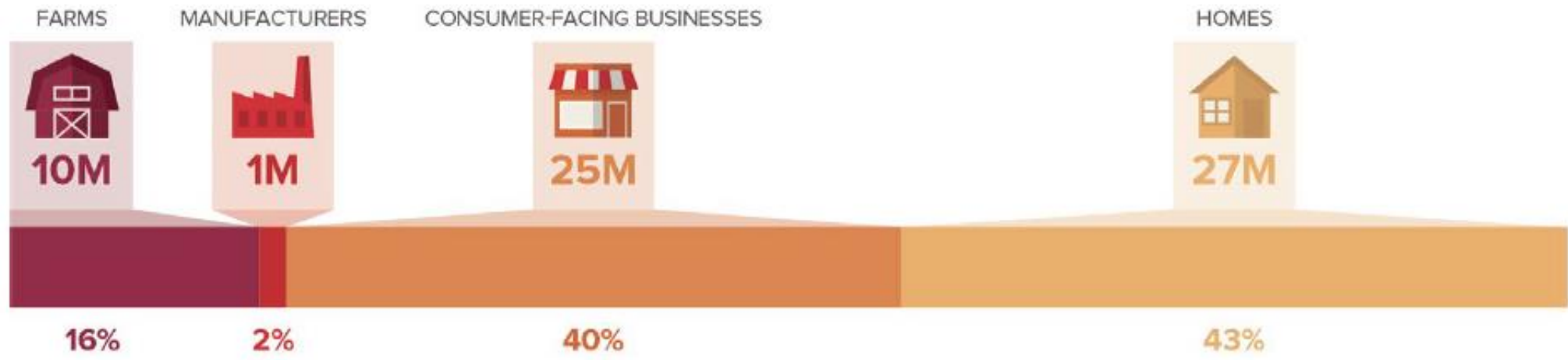
Teton Mountains, WO, National Park Service



Catskill Mountains, NY, CC BY-SA 3.0 English Wikipedia user Daniel Case

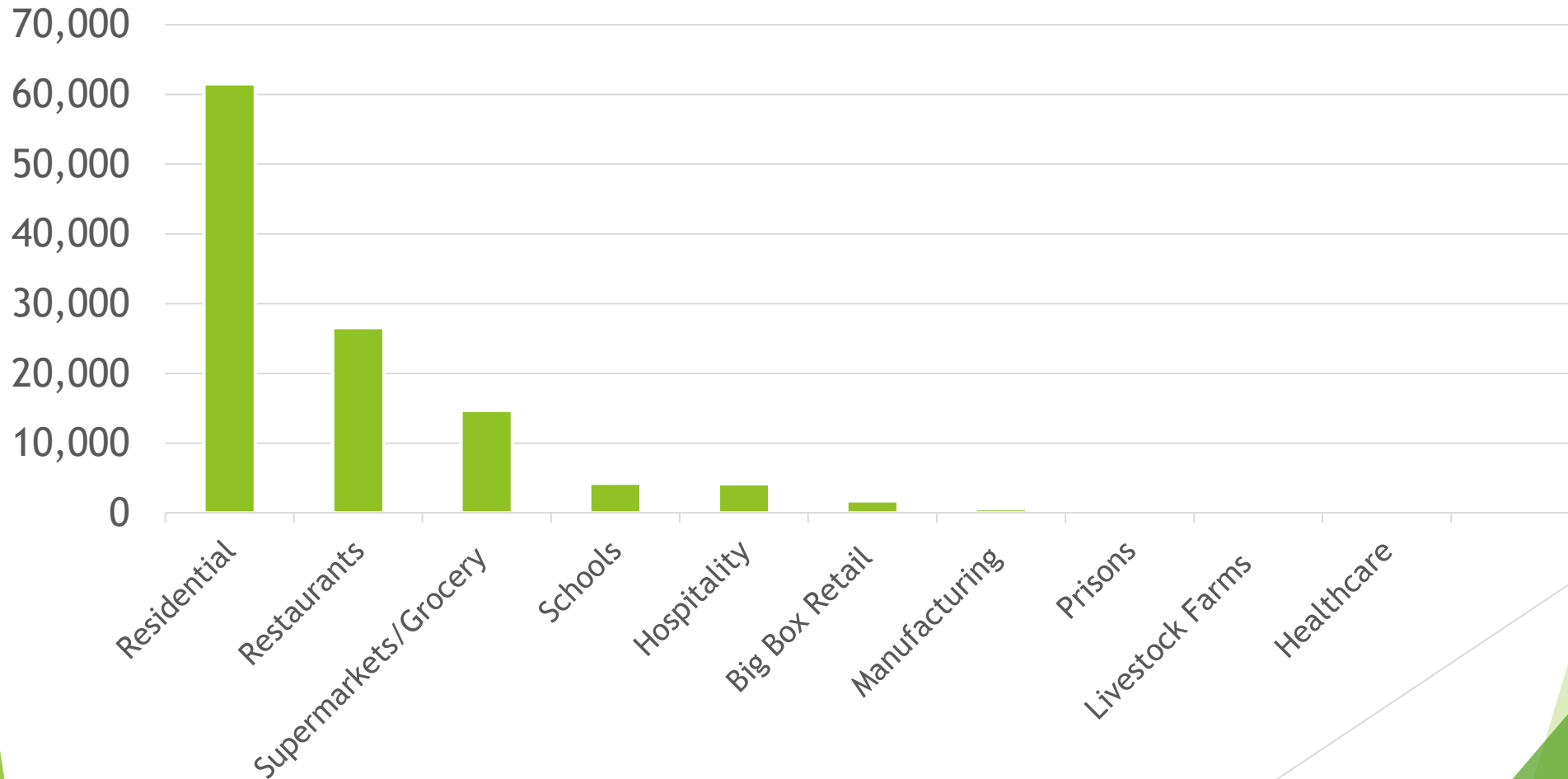
ReFED's Food Waste Sector Estimates

FOOD WASTED BY WEIGHT — 63 MILLION TONS

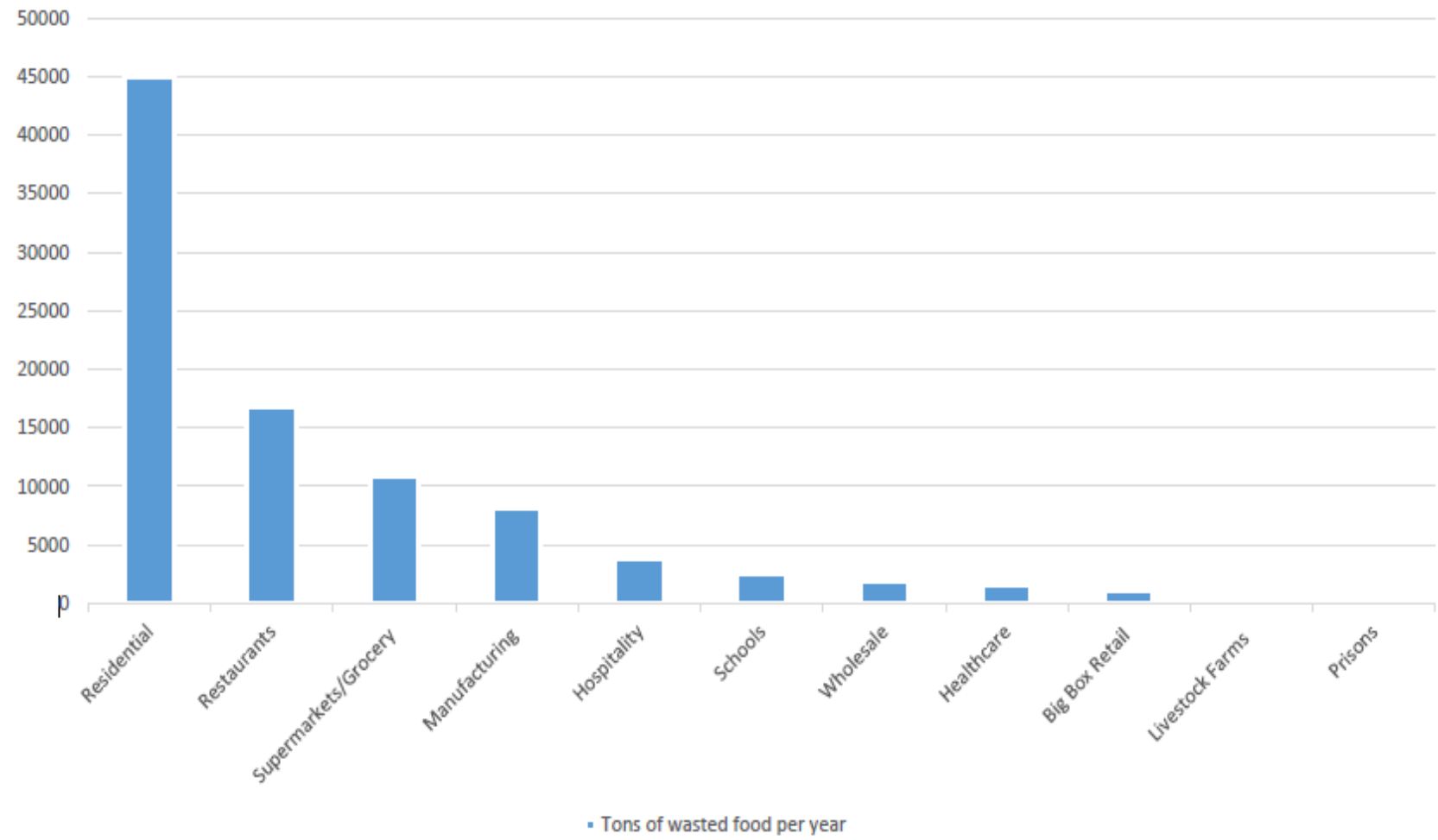


Typical Community Waste Profile

Prince George's County, Maryland Tons of Wasted Food



Lehigh Valley, Pennsylvania Tons of Surplus Food Generated by Sector



Reach out even more if you believe consumers are a critical part of the solution

Education

- ▶ Colleges
- ▶ Faith-based groups
- ▶ K-12
- ▶ Home composters
- ▶ Correctional facilities
- ▶ Farmers

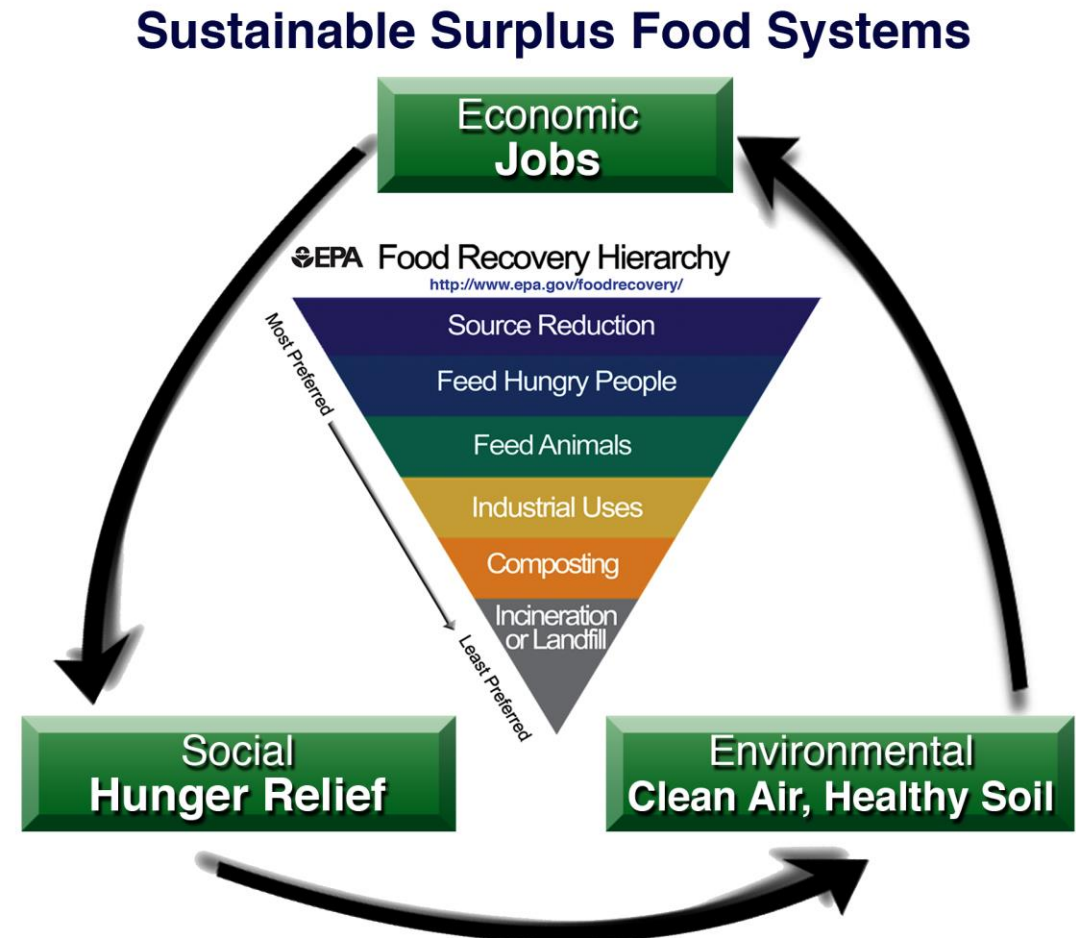
Outreach

- ▶ Hospitality food service
- ▶ Food manufacturing
- ▶ Supermarket
- ▶ Hunger Relief
- ▶ Restaurants
- ▶ Institutions

Motivate through Our Collective Mission Driven Activities

For Example:

- ▶ End hunger, improve nutrition, educate families
- ▶ Create food sector jobs and new businesses
- ▶ Reduce GHG emissions and water use
- ▶ Approve new policy and local implementing regulations



40% Farm Food Loss Estimates in Mid-Atlantic states

Produce Losses

- ▶ Vegetables, Potatoes, Melons, Fruits and Nuts losses



57,000 acres left unharvested,
40 percent of farms

\$148,000,000 lost sales

Prevention Solutions

- ▶ Gleaning
- ▶ Value-added products
- ▶ CSA
- ▶ Farm markets
- ▶ Discount retailers
- ▶ Relaxed cosmetic standards

Commercial Surplus Food Estimates are Easier Now



Environmental Topics

Laws & Regulations

About EPA

Search EPA.gov



Sustainable Management of Food

CONTACT US

SHARE



Sustainable Management
of Food Home

Basics

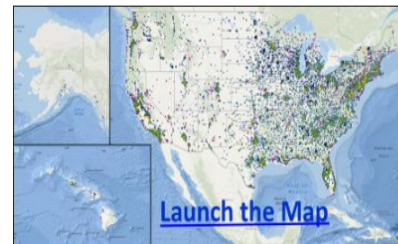
Food Recovery Hierarchy

Food Recovery Challenge

Excess Food Opportunities Map

On this page:

- [About the U.S. EPA Excess Food Opportunities Map](#)
- [Using the Map](#)
- [Supporting Resources](#)
- [Related Tools](#)
- [Related Programs](#)



About the U.S. EPA Excess Food Opportunities Map

<https://www.epa.gov/sustainable-management-food/excess-food-opportunities-map>

Mapping Tool Examples

Maryland's 100 Top Generators

▶ Supermarkets
12,247 tons

▶ Manufacturing
10,576 tons

Uses

▶ Feeding people, composting, and animal feed

▶ Animal feed, new products

Closing Ideas

- ▶ Supercharge consumer education and outreach
 - ▶ Keep doing great things
 - ▶ Help one another
 - ▶ Today, teach someone something that you know
- ▶ Believe that together we can achieve the National Goal 11 years from now