



2022 Annual Drinking Water Quality Report The Town of Rising Sun, Maryland

We're pleased to present this year's Annual Drinking Water Quality Report. This report is designed to inform you about the quality of the water and services that we deliver to you every day. Our goal is to always provide you with a safe and dependable supply of drinking water. We want you to understand the efforts we make to continually improve the water treatment process and protect our water resources. This report covers the period of January 1, 2021, through December 31, 2021.

As a general background, your water comes from the Chester Water Authority interconnect (CWA). The Annual Drinking Water Quality Report for CWA is attached to this report. For additional information about your water, you may contact Gary Gutierrez Water System Operator, 410-392-6637, or you may attend a public meeting of the Mayor and Commissioners. The meetings are held the second and fourth Tuesday of each month at 7:00 PM at the Rising Sun Town Hall. A source water assessment is available upon request. A source water assessment was performed by MDE and is available on their website, mde.maryland.gov.

The Town of Rising Sun conducts tests on the drinking water throughout the year as required by State and Federal regulations. Drinking water, including bottled water, may reasonably be expected to contain small amounts of some contaminants. The presence of contaminants does not necessarily indicate that the water poses a health risk. Information about contaminants and potential health effects can be obtained by calling the EPA's **Safe Drinking Water Hotline (800-426-4791)**.

Some people may be more vulnerable to contaminants in drinking water than the general population. Immuno-compromised persons such as persons with cancer undergoing chemotherapy, persons who have undergone organ transplants, people with HIV/AIDS or other immune system disorders, some elderly and infants can be particularly at risk from infections. These people should seek advice about drinking water from their health care providers. EPA/CDC sets guidelines on appropriate means to lessen the risk of infection by *Cryptosporidium* and other microbial contaminants. These guidelines are available from the **Safe Drinking Water Hotline (800-426-4791)**.

Sources of Drinking Water

The sources of drinking water (both tap water and bottled water) include rivers, lakes, streams, ponds, reservoirs, springs, and wells. As water travels over the surface of the land or through the ground, it dissolves naturally occurring minerals and, in some cases, radioactive material, and can pick up substances resulting from the presence of animals or from human activity.

Drinking water, including bottled water, may reasonably be expected to contain at least small amounts of some contaminants. The presence of contaminants does not necessarily indicate that water poses a health risk. More information about contaminants and potential health effects can be obtained by calling the EPAs **Safe Drinking Water Hotline** at **(800) 426-4791**.

Contaminants that may be present in source water include:

- Microbial contaminants, such as viruses and bacteria, which may come from sewage treatment plants, septic systems, agricultural livestock operations, and wildlife.
- Inorganic contaminants, such as salts and metals, which can be naturally occurring or result from urban storm water runoff, industrial or domestic wastewater discharges, oil and gas production, mining, or farming.
- Pesticides and herbicides, which may come from a variety of sources such as agriculture, urban storm water runoff, and residential uses.
- Organic chemical contaminants, including synthetic and volatile organic chemicals, which are by-products of industrial processes and petroleum production, and can also come from gas stations, urban storm water runoff, and septic systems.
- Radioactive contaminants, which can be naturally occurring or be the result of oil and gas production and mining activities.

To ensure that tap water is safe to drink, EPA prescribes regulations which limit the amounts of certain contaminants in water provided by public water systems. FDA regulations establish limits for contaminants in bottled water which must provide the same protection for public health.

Some people may be more vulnerable to contaminants in drinking water than the general population. Immuno-compromised persons such as persons with cancer undergoing chemotherapy, persons who have undergone organ transplants, people with HIV/AIDS or other immune system disorders, some elderly and infants can be particularly at risk from infections. These people should seek advice about drinking water from their health care providers. EPA/CDC guidelines on appropriate means to lessen the risk of infection by *Cryptosporidium* and other microbial contaminants are available from the Safe Drinking Water Hotline (800-426-4791).

If present, elevated levels of lead can cause serious health problems, especially for pregnant women and young children. Lead in drinking water is primarily from materials and components associated with service lines and home plumbing. We are responsible for providing high quality drinking water, but we cannot control the variety of materials used in plumbing components. When your water has been sitting for several hours, you can minimize the potential for lead exposure by flushing your tap for 30 seconds to 2 minutes before using water for drinking or cooking. If you are concerned about lead in your water, you may wish to have your water tested. Information on lead in drinking water, testing methods, and steps you can take to minimize exposure is available from the Safe Drinking Water Hotline or at <http://www.epa.gov/safewater/lead>.

Source Water Information

SWA = Source Water Assessment

Source Water Name

CC - PA1230004 PURCHASED, CHESTER

Type of Water

SW

Report Status

Location

Lead and Copper

Definitions:

Action Level Goal (ALG): The level of a contaminant in drinking water below which there is no known or expected risk to health. ALGs allow for a margin of safety.

Action Level: The concentration of a contaminant which, if exceeded, triggers treatment or other requirements which a water system must follow.

Lead and Copper	Date Sampled	MCLG	Action Level (AL)	90th Percentile	# Sites Over AL	Units	Lead and Copper	Likely Source of Contamination
Copper	2021	1.3	1.3	0.128	0	ppm	Copper	Erosion of natural deposits; Leaching from wood preservatives; Corrosion of household plumbing systems.
Lead	2021	0	15	1	0	ppb	Lead	Corrosion of household plumbing systems; Erosion of natural deposits.

Water Quality Test Results

Definitions:

The following tables contain scientific terms and measures, some of which may require explanation.

Avg:

Regulatory compliance with some MCLs are based on running annual average of monthly samples.

Maximum Contaminant Level or MCL:

The highest level of a contaminant that is allowed in drinking water. MCLs are set as close to the MCLGs as feasible using the best available treatment technology.

Level 1 Assessment:

A Level 1 assessment is a study of the water system to identify potential problems and determine (if possible) why total coliform bacteria have been found in our water system.

Maximum Contaminant Level Goal or MCLG:

The level of a contaminant in drinking water below which there is no known or expected risk to health. MCLGs allow for a margin of safety.

Level 2 Assessment:

A Level 2 assessment is a very detailed study of the water system to identify potential problems and determine (if possible) why an E. coli MCL violation has occurred and/or why total coliform bacteria have been found in our water system on multiple occasions.

Maximum residual disinfectant level or MRDL:

The highest level of a disinfectant allowed in drinking water. There is convincing evidence that addition of a disinfectant is necessary for control of microbial contaminants.

Maximum residual disinfectant level goal or MRDLG:

The level of a drinking water disinfectant below which there is no known or expected risk to health. MRDLGs do not reflect the benefits of the use of disinfectants to control microbial contaminants.

na:

not applicable.

mrem:

millirems per year (a measure of radiation absorbed by the body)

Water Quality Test Results

ppb: micrograms per liter or parts per billion - or one ounce in 7,350,000 gallons of water.
ppm: milligrams per liter or parts per million - or one ounce in 7,350 gallons of water.
Treatment Technique or TT: A required process intended to reduce the level of a contaminant in drinking water.

Regulated Contaminants

Disinfectants and Disinfection By-Products	Collection Date	Highest Level Detected	Range of Levels Detected	MCLG	MCL	Units	Violation	Likely Source of Contamination
Chlorine	2021	1.5	1.4 - 1.5	MRDLG = 4	MRDL = 4	ppm	N	Water additive used to control microbes.
Haloacetic Acids (HAA5)	2021	25	11 - 42	No goal for the total	60	ppb	N	By-product of drinking water disinfection.
Total Trihalomethanes (TTHM)	2021	41	16.1 - 55.1	No goal for the total	80	ppb	N	By-product of drinking water disinfection.
Inorganic Contaminants	Collection Date	Highest Level Detected	Range of Levels Detected	MCLG	MCL	Units	Violation	Likely Source of Contamination
Nitrate [measured as Nitrogen]	12/14/2018	3.1	2.3 - 3.1	10	10	ppm	N	Runoff from fertilizer use; Leaching from septic tanks, sewage; Erosion of natural deposits.
Radioactive Contaminants	Collection Date	Highest Level Detected	Range of Levels Detected	MCLG	MCL	Units	Violation	Likely Source of Contamination
Beta/Photon emitters	05/31/2017	5.2	5.2 - 5.2	0	50	pCi/L	N	Decay of natural and man-made deposits.
Combined Radium 226/228	05/31/2017	0.3	0.3 - 0.3	0	5	pCi/L	N	Erosion of natural deposits.
Gross alpha excluding radon and uranium	05/31/2017	6	6 - 6	0	15	pCi/L	N	Erosion of natural deposits.

Violations Table

Consumer Confidence Rule

The Consumer Confidence Rule requires community water systems to prepare and provide to their customers annual consumer confidence reports on the quality of the water delivered by the systems.

Violation Type	Violation Begin	Violation End	Violation Explanation
CCR REPORT	07/01/2021	09/20/2021	We failed to provide to you, our drinking water customers, an annual report that informs you about the quality of our drinking water and characterizes the risks from exposure to contaminants detected in our drinking water.



Este informe contiene información importante acerca de su agua potable. Haga que alguien lo traduzca para usted, ó hable con alguien que lo entienda. (This report contains important information about your drinking water. Have someone translate it for you or speak with someone who understands it.)

A Message from Our Executive Manager

On behalf of Chester Water Authority (CWA), I am pleased to share our 2021 Water Quality Report, which is also known as a Consumer Confidence Report (CCR). This report includes all water quality data based on testing performed between January 1, 2021 and December 31, 2021. As you review this report, you will notice that we continue to supply water that meets or exceeds all state and federal drinking water standards. This CCR was produced in accordance with regulations by the United States Environmental Protection Agency (US EPA) and the Pennsylvania Department of Environmental Protection (PA DEP), and contains information on the communities we serve, the water sources we use to produce your drinking water, the 2021 testing results, educational information on your drinking water, and our contact information.

Water is essential for public health, quality of life, fire protection, and economic development. CWA employees are committed to providing our customers with high quality drinking water. Please review this report to learn about the source of and the quality of your drinking water.

As always, CWA welcomes your questions about this report, your drinking water, and our organization. Please share this information with other people who drink this water, especially those who may not have received this notice directly (for example, people in apartments, nursing homes, schools, and businesses). You can do this by posting this notice in a public place or by distributing copies by hand or by mail.

Please go to <https://chesterwater.com/wp-content/uploads/2022/03/CCR2021.pdf> for an electronic copy of our 2021 CCR. If you would like more information regarding this report, please contact our Customer Service Department at 610.876.8181 or 1.800.793.2323, or visit our website at: www.chesterwater.com.

At CWA, we take pride in our ability to provide our customers with high quality water and reliable service. We value our customers and are committed to keeping you informed about the quality of your water. CWA appreciates the opportunity to serve you.

Robert A. Judge
Executive Manager

Commitment to Water Quality

The Chester Water Authority (CWA) is committed to supplying its customers with high quality water and to providing public health protection that goes above and beyond existing federal and state regulations. In 1995, CWA joined the Partnership for Safe Water (PfSW) Drinking Water Program which is administered by the American Water Works Association (AWWA), the US EPA, the PA DEP, and other prestigious drinking water organizations. The PfSW celebrates award-winning utilities for their long-term commitment to voluntarily optimizing their water treatment plants and by providing water quality that surpasses federal and state water quality standards.



By participating in the PfSW program, the Chester Water Authority's Octoraro Water Treatment Plant received the Phase III Directors Award in 2004, the President's Award in 2012 and the Phase IV Excellence Award in 2013. Phase IV status is the highest performance level that can be achieved in the PfSW program and signifies a fully optimized plant that produces water quality surpassing required drinking water standards.

Where Does Your Water Come From?

The water treated at the Octoraro Treatment Plant comes from two sources: the Octoraro Reservoir and the Susquehanna River. Both of these sources are in the Susquehanna River Basin. The water is treated and pumped to our customers from the CWA Octoraro Treatment Plant which produces an average of 32 million gallons per day.

The US EPA and PA DEP have established regulations that require public water systems to monitor for certain contaminants. They have also set limits for the amounts of contaminants that may be present in drinking water.


As your water supplier, we recognize that contaminants may be present in source waters and we operate the treatment processes of the Octoraro Treatment Plant to ensure the water we provide to our customers meets all drinking water standards.



(Octoraro Reservoir in Lancaster County, PA)

Source Water Protection Plan and Source Water Assessments

In 1988, a Source Water Assessment (SWA) of the Octoraro Reservoir was completed by the Cadmus Group. The SWA identified and ranked sources of potential threats of source water contamination. The SWA indicated that the Octoraro Reservoir was most susceptible to contamination by nutrients and sediments from agricultural activity. Other potential sources of contamination include spills from roads and bridges, residential and municipal wastewater treatment, urban storm water runoff and industrial discharges. To better protect the source water in the Octoraro Reservoir, CWA and PA DEP used the SWA as a foundation to develop a Source Water Protection Plan (SWPP) that was finalized in July 2015. The SWPP is a voluntary effort by interested parties or stakeholders to take action to prevent contaminants from entering CWA's Octoraro Reservoir.



The goal of the SWPP is to improve and protect the quality of the surface water within the Octoraro's 139 square mile watershed and within the Octoraro Reservoir. Improved water quality will benefit our customer's drinking water, as well as residents and businesses within the watershed. CWA hosts an annual steering committee meeting to continue protection efforts and to gain public participation and support. The steering committee is made up of residents, township officials, regulators, conservation districts, and other partnering stakeholders. The stakeholders include the Octoraro Watershed Association (OWA), the Alliance for the Chesapeake Bay, the Chester County Water Resources Authority, and the Lancaster County and Chester County Conservation Districts.

In addition to the Octoraro SWPP, the Susquehanna River Basin Commission (SRBC) completed a SWA for the Susquehanna River Conowingo Pond in 2003. The SWA indicated that Conowingo Pond was most susceptible to contamination from agricultural contaminants, spills from roads and bridges, and urban storm water runoff. Other potential sources of contamination include discharges from wastewater treatment plants, water treatment plants, and industries. A summary report of the Assessment is available on the Source Water Assessment Summary Reports eLibrary web page:

<http://www.depgreenport.state.pa.us/elibrary/GetFolder?FolderID=4513>

Complete reports were distributed to municipalities, water supplier, local planning agencies and PA DEP offices. Copies of the complete report are available for review at the PA DEP Southeast Regional Office at 484.250.5110 or by calling CWA at 1.800.217.7880.

Information about the Octoraro Watershed Association (OWA) may be obtained by contacting OWA directly at 1.717.529.2132.

Frequently Asked Questions

Why is my water discolored?

If your water is rusty, yellowish, or brownish, the color is likely a result of iron or rust. This may occur when there is an upset in the distribution system (such as a water main break) or when the direction of water flow changes (such as during hydrant use to extinguish a fire or during routine hydrant flushing). Discolored water may also result from internal plumbing issues. A rust problem is usually short-lived and we recommend that you do not wash clothes if you notice discolored water because the clothes may stain. Flush your cold and hot water taps, after the water clears, to make sure the rust does not accumulate or stay in your plumbing.




Why does my water appear milky?

When water is cold, such as during the winter, there is more air in it. When the cold water enters your home, the water warms up and air is released from the water. The air in the water will give it a milky or cloudy appearance. So, when you open the faucet to fill a glass, the air is released as bubbles similar to what you see when shaking a soda. As the water sits in the glass, it will clear from the bottom of the glass to the top. The air is not harmful. The more air in the water, the longer it will take for the water to clear and more cloudy or milky it looks.

Why is there pink slimy material in my toilet bowl, my pet's dish, my sink drain, bathtub, or shower head?

Bacteria grow well in these areas because they are moist and provide a food source for the bacteria to thrive on. The bacteria can be found in the air, in soil, in water, or on household surfaces. Orange and pink are common colors for many bacteria, but the bacteria known as *Serratia marcescens* is often the source of the "orangy/pink stuff". This bacteria is not easily eliminated from these areas. Periodic and routine cleaning of these areas followed by disinfection with a chlorine-based cleaner is the best way to control it.



What are these black particles in my water?

Black particles may arise from a broken household water filter that contains a carbon cartridge and the particles will look like coffee grounds. If you see particles you should replace the cartridge. Black particles may also be a result of a degrading faucet washer or gasket or a disintegrating black rubber liner inside a woven stainless steel flexible hose used in many plumbing connections. These particles are often described as small, like a spec of black pepper or oily; you should replace the washer, gasket, or hose. Choose a hose with a different style that does not contain a black rubber liner.



Why does my water smell like rotten eggs or sewage?

If you notice a smell similar to rotten eggs (sulfur) or sewage when running water, it might be caused by gases residing in the sink drain. In the drain, bacteria live on food, soap, hair, etc. When water goes down a drain, these gases are released into the air. These odors are often mistakenly associated with the water because they are observed only when the water is running. In this case, the odor is not in the water, it is merely the water pushing the gas out of the drain. You can confirm this by getting a glass of water from the faucet and carrying it away from the sink and drain. If the odor is coming from the drain, the odor will not be noticed in the glass of water once you move away from the sink drain. To resolve the drain odor, we recommend that you clean the drain.



2021 Water Quality Results

The following water quality tables show the quality of your drinking water compared to the standards set by the US EPA and the PA DEP in 2021. Although we test your water for more than 100 substances per year, only the substances that were detected in 2021 are shown in the table below. The US EPA and PA DEP allow us to monitor for some contaminants less than once per year because the concentrations of these contaminants do not change frequently.

TURBIDITY - is a measure of the clarity or cloudiness of the water. We monitor it because it is a good indicator of the effectiveness of our filtration system.

	MCLG	MCL	Level Detected	Violation	Source of Substance
Turbidity (NTU)	NA	TT = 1 NTU for a single measurement	0.52	No	Soil Runoff
	NA	TT = at least 95% of monthly samples less than or equal to 0.3 NTU	99.9%	No	Soil Runoff

LEAD AND COPPER (2019)

	MCLG	AL	90 th Percentile	Samples > AL	Violation	Source of Substance
Copper (ppm)	1.3	1.3	0.24	0	No	Corrosion of household plumbing
Lead (ppb)	0	15	10	3	No	Corrosion of household plumbing

INORGANIC CHEMICALS

	MCLG	MCL	Level Detected	Range of Detections	Violation	Source of Substance
Barium (ppm)	2	2	0.03	NA	No	Erosions of natural deposits
Fluoride (ppm)	2	2	0.8	0.4 - 0.8	No	Water additive that promotes strong teeth
Nitrate (ppm)	10	10	9	2 - 9	No	Source water contaminant from fertilizer use

ENTRY POINT DISINFECTION RESIDUALS

	Minimum Disinfectant Residual	Lowest Level Detected	Range of Detections	Violation	Source of Substance
Chloramine (ppm)	0.20	0.9	0.9 - 3.2	No	Water additives to control microbes

DISTRIBUTION DISINFECTION RESIDUALS

	MRDLG	MRDL	Level Detected	Range of Detections	Violation	Source of Substance
Chloramine (ppm)	4	4	3.1	2.6 - 3.1	No	Water additives to control microbes

DISINFECTION BY-PRODUCTS						
	MCLG	MCL	Level Detected	Range of Detections	Violation	Source of Substance
Total Trihalomethanes (ppb)	NA	80	43	15 - 71	No	By-product of drinking water chlorination
Haloacetic Acids (ppb)	NA	60	40	13 - 70	No	By-product of drinking water disinfection

TOTAL ORGANIC CARBON (TOC)							
	MCLG	MCL	% Removal Required	% Removal Achieved	Number of Quarters Out of Compliance	Violation	Source of Substance
TOC (ppm)	NA	TT	0 - 35	41 - 52	0	No	Naturally present in the environment

Definitions of Terms Used in the Data Table

> : A symbol used to designate "greater than."

% : A symbol that means "percent."

Action Level (AL): The concentration of a contaminant which, if exceeded, triggers treatment or other requirements that a water system must follow.


Maximum Contaminant Level (MCL): The highest level of a contaminant that is allowed in drinking water. MCLs are set as close to the MCLGs (see below) as feasible using the best available treatment technology.

Maximum Contaminant Level Goal (MCLG): The level of a contaminant in drinking water below which there is no known or expected risk to health. MCLGs allow for a margin of safety.

Maximum Residual Disinfection Level (MRDL): The highest level of disinfectant that is allowed in drinking water. There is convincing evidence that addition of a disinfectant is necessary for control of microbial contaminants.

Maximum Residual Disinfection Level Goal (MRDLG): The level of a drinking water disinfectant below which there is no known or expected risk to health. MRDLGs do not reflect the benefits of the use of disinfectants to control microbial contaminant.

NA: Not applicable.



Nephelometric Turbidity Unit (NTU): A measure of water clarity.

Parts per billion (ppb): One microgram per liter, or one in a billion.

Parts per million (ppm): One milligram per liter, or one in a million.

Treatment Technique (TT): A required process intended to reduce the level of a contaminant in drinking water.

Special Health Concerns

Some people may be more vulnerable to contaminants in drinking water than the general population. Immuno-compromised persons, such as persons with cancer undergoing chemotherapy, persons who have undergone organ transplants, people with HIV/AIDS or other immune system disorders, some elderly, and infants can be particularly at risk from infections.



These people should seek advice about drinking water from their health care providers. U.S. Environmental Protection Agency (EPA)/Centers for Disease Control (CDC) guidelines on appropriate means to lessen the risk of infection by Cryptosporidium and other microbiological contaminants are available from the Safe Drinking Water Hotline at 1.800.426.4791.

Information About Lead

If present, elevated levels of lead can cause serious health problems, especially for pregnant women and young children. Lead in drinking water is primarily from materials and components associated with service lines and home plumbing.

CWA is responsible for providing high quality drinking water, but cannot control the variety of materials used in plumbing components. When your water has been sitting for several hours, you can minimize the potential for lead exposure by flushing your tap for 30 seconds to two minutes before using water for drinking or cooking.

If you are concerned about lead in your drinking water, you may wish to have your water tested. Information on lead in drinking water, testing methods, and steps you can take to minimize exposure, is available from the Safe Drinking Water Hotline at 1.800.426.4791, or go to US EPA's website at: www.epa.gov/safewater/lead.

Fluoride

CWA follows the PA DEP standard for fluoride in drinking water. PA DEP's standard is referred to as Maximum Contaminant Level (MCL). PA DEP set the MCL at 2 ppm for fluoride. CWA's treatment process is carefully controlled to achieve a targeted concentration level of 0.7 ppm in the water leaving our treatment plant.



Cryptosporidium

Cryptosporidium is a microbial pathogen found in surface water throughout the United States. In 2021, CWA monitored the Octoraro and Susquehanna source waters for Cryptosporidium. Cryptosporidium was detected in the Octoraro source in one of eleven samples and in the Susquehanna in one of four samples. Although our treatment process includes filtration to remove Cryptosporidium, the most commonly-used filtration methods cannot guarantee 100 percent removal. Current test methods do not allow us to determine if the organisms are dead or if they are capable of causing disease. Ingestion of Cryptosporidium may cause Cryptosporidiosis, an abdominal infection. Symptoms of infection include nausea, diarrhea, and abdominal cramps. Most healthy individuals can overcome the disease within a few weeks. However, immuno-compromised people, infants and small children, and the elderly are a greater risk of developing life-threatening illness. We encourage immuno-compromised individuals to consult their doctor regarding appropriate precautions to take to avoid infection. Cryptosporidium must be ingested to cause disease, and it may be spread through means other than drinking water.

Nitrates

Nitrate in drinking water at levels above 10 ppm is a health risk for infants less than six months of age. High nitrate levels in drinking water can cause blue baby syndrome. Nitrate levels may rise quickly for short periods of time because of rainfall or agricultural activity. If you are caring for an infant, you should ask advice from your health care provider.

Other Water Quality Interest

How hard is your water? Hardness is a measure of the concentration of calcium and magnesium that are naturally present in water. High hardness levels cause soap not to foam as easily as it would at lower levels. Hardness levels range from 90 to 160 ppm, or 6 to 9 gpg. One grain per gallon is equal to 17.1 ppm of hardness.

What is the alkalinity in your water? Alkalinity is a measure of the water's ability to resist changes in the pH level and a good indicator of overall water quality. Alkalinity levels range from 37 to 65 ppm and averaged 51 ppm.


What is the pH (acidity) of your water? pH is a measure of acidity or alkalinity in water. A pH of 7.0 is considered neutral, neither acidic nor basic. The pH of the water averaged 7.9 pH units and ranged from 7.7 to 8.1 pH units.

Substances Expected in Drinking Water

The sources of drinking water (both tap water and bottled water) include rivers, lakes, streams, ponds, reservoirs, springs, and wells. As water travels over the surface of the land or through the ground, it dissolves naturally occurring minerals and, in some cases, radioactive material, and can pick up substances resulting from the presence of animals or from human activity.

Contaminants that may be present in source water include:

- Microbial contaminants, such as viruses and bacteria, which may come from sewage treatment plants, septic systems, agricultural livestock operations, and wildlife.
- Inorganic contaminants, such as salts and metals, which can be naturally-occurring or result from urban stormwater runoff, industrial or domestic wastewater discharges, oil and gas production, mining, or farming.
- Pesticides and herbicides, which may come from a variety of sources such as agriculture, urban stormwater runoff, and residential uses.
- Organic chemical contaminants, including synthetic and volatile organic chemicals, which are by-products of industrial processes and petroleum production, and can also come from gas stations, urban stormwater runoff, and septic systems.
- Radioactive contaminants, which can be naturally occurring or be the result of oil and gas production and mining activities.



In order to ensure that tap water is safe to drink, the US EPA and PA DEP prescribes regulations which limit the amount of certain contaminants in water provided by public water systems. Food and Drug Administration (FDA) and PA DEP regulations establish limits for contaminants in bottled water which must provide the same protection for public health.

Drinking water, including bottled water, may reasonably be expected to contain at least small amounts of some contaminants. The presence of contaminants does not necessarily indicate that the water poses a health risk. More information about contaminants and potential health effects can be obtained by calling the US EPA's Safe Drinking Water Hotline at 1.800.426.4791.

For More Information

If you would like more information regarding the Chester Water Authority, please contact our Customer Service Department at 610.876.8181 or 1.800.793.2323, or visit our website at www.chesterwater.com.

Chester Water Authority Board of Directors have regularly scheduled meetings on the third Thursday of every month at 2:00 pm at Concord Township Municipal Building, 43 Thornton Rd, Glen Mills, PA 19342. Due to the COVID-19 pandemic, CWA Board meetings are presently held virtually via Zoom with instructions for participation posted on CWA's website at www.chesterwater.com. Information on any changes will be made publicly available prior to the meeting on CWA's website .

About Chester Water Authority

CWA is a Pennsylvania Municipal Authority that was established in 1939 to provide potable water to our customers. We are a public water supplier, but we are not a for-profit organization. CWA serves the following areas:

Aston Township
Bethel Township
Birmingham Township
Brookhaven Borough
Chadds Ford Township
Chester Heights Township
Chester Township
City of Chester
Concord Township
East Marlborough Township
East Nottingham Township
Franklin Township

Kennett Square Borough
Kennett Township
Londonderry Township
London Grove Township
Lower Chichester Township
Lower Oxford Township
Marcus Hook Borough
Middletown Township
Nether Providence Township
New Garden Township
New London Township

Oxford Borough
Parkside Borough
Penn Township
Pennsbury Township
Thornbury Township (Chester County)
Thornbury Township (Delaware County)
Trainer Borough
Upland Borough
Upper Chichester Township
Upper Oxford Township
West Nottingham Township



Chester Water Authority

415 Welsh Street
Chester, PA 19013
610.876.8181
1.800.793.2323

www.chesterwater.com
www.facebook.com/ChesterWater/

Public Water Supplier Identification Number: PA1230004